



# RPS

## Commercial Grade Continuous Tube

## HEAT SHRINK IDENTIFICATION SYSTEM

### Technical Datasheet

TTDS-019 Revision 5 - May 2022

#### **RPS Heat Shrink Identification Marker Sleeving, for the identification of wire and cables.**

Made from durable, flame retarded, radiation cross linked heat shrinkable polyolefin. RPS is a thin wall, light weight, fast recovery 3:1 shrink ratio\* sleeve, allowing the customer to cover a wide range of cable diameters.

Suitable for a wide variety of applications including, commercial, industrial and transport. Printed marker sleeves meet the mark permanence requirements of AS5942 and MIL 202 Method 215 when used as a complete system, as recommended by TE Connectivity. Refer to TE document 411-121005 IDENTIFICATION PRINTER PRODUCT RIBBON MATRIX for the recommended printer/product/ribbon combinations.

The Identification system comprises specific printers, thermal transfer ribbons and WINTOTAL software.

\*Except RPS-38.1 (1-1/2inch) which is 2:1 ratio.

# RPS COMERICAL GRADE

## HEAT SHRINK CABLE IDENTIFICATION SYSTEM

### Features

- Self-extinguishing, non-flame propagating
- Good chemical and solvent resistance
- Can be laser marked for superior performance
- Pre-termination Cable Identification
- Sleeve diameters from 3.18mm to 38.1mm  
22-18 to 400-1000
- RPS 3:1 Shrink ratio (RPS-38.1 (1-1/2inch) is  
2:1 ratio)

### Product Compliance

- RPS fully complies with 2011/65/EU RoHS II directive, and Regulation (EC) number 1907/2006 (REACH)
- Further information and a downloadable declaration covering RoHS and REACH compliance can be found at the TE Product Compliance Support Centre: <http://www.te.com/usa-en/utilities/product-compliance.html>

### Temperature Rating

- -30°C to 105°C (-22°F to 221°F)

### Shelf Life

- Refer to TE document 408-121006 Cable Identification Shelf Life Document

### Application



### Specifications / Approvals

**TE Connectivity Standard** RW-2510 Specification for RPS products

#### Rail

EN45545-2, Railway applications - Fire protection on railway vehicles, Part 2: Requirements for fire behaviour of materials and components

Fire Hazard Classification 1 and 2 in accordance with requirement set R24

NFPA 130 Standard for Fixed Guideway Transit and Passenger Rail Systems, Fire protection requirements, Interior Fire Propagation Resistance

Federal Railroad Administration, DOT, Appendix B to Part 238, Test Methods and Performance Criteria for the Flammability and Smoke Emission Characteristics of Materials used in Passenger Cars and Locomotive Cabs

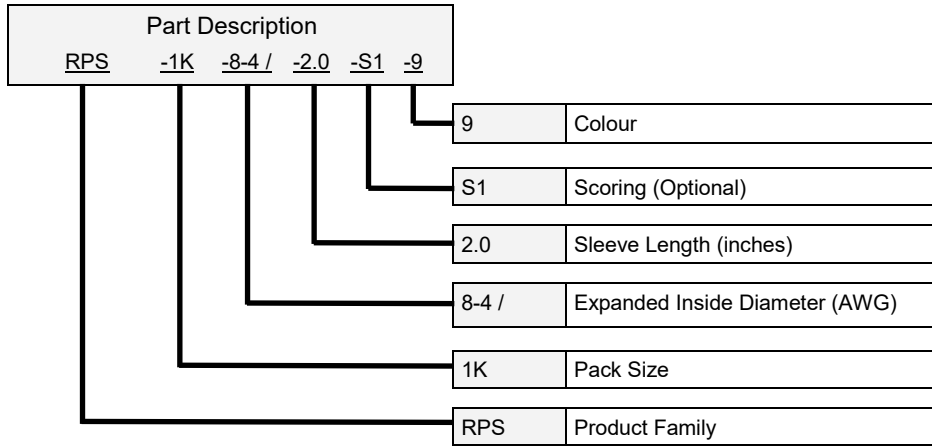
SHAZAINENSHI, Japan Railway Rolling Stock & Machinery Association 2003  
Classification 'Flame Retardant' Serial number 2015-163K

#### Industrial

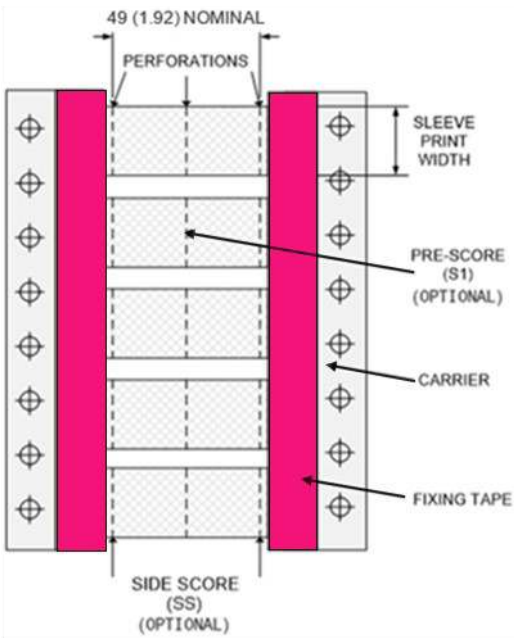
CSA Standard C22.2 No 198.1 Class Number 9032-01  
INSULATING DEVICES AND MATERIALS-Insulating Tubing and Sleeving,  
File reference 31929

UL Certification, Tubing, Extruded Insulating Component  
File reference YDPU2.E35586

Where possible, TE have tested product as a finished item, including the print. Operational tests are followed by an assessment of mark adherence to validate fit form and function. Further details can be found in TE standard RW-2510



Available Options



Dimensions in mm (inches)

<b>Pre-scoring</b>	Perforated score to produce multiple marker sleeves from each sleeve
1 Pre-score	Code S1
2 Pre-scores	Code S2
3 Pre-scores	Code S3
<b>Packaging sizes</b>	<b>RPS</b>
<blank>	Available for all sizes
250 pieces	
<b>1K</b>	Available for all sizes
1000 pieces	
<b>1.5K</b>	16-10 to 8-4
1500	
<b>2.5K</b>	22-18 to 16-10
2500 pieces	
<b>5K</b>	22-18 to 16-10
5000 pieces	
<b>Colours</b>	Yellow White
(RPS)	4 9

Specify product name, pack size (leave blank if 250 pieces are required), sleeve size, sleeve length, pre-score (leave blank if not required) and colour


Ordering Example: RPS-16-10/2.0-S1-9

To maximise print contrast, colours are based on pastel shades.

Ordering Information

Ordering description	Inside diameter				Recovered Wall Thickness (nominal)	Weight (nominal)	Cable Diameter Recommended use range					
	As supplied (minimum)		After recovery (maximum)				mm	g	mm		inches	
	mm	inches	mm	inches	mm	inches			mm	inches		
RPS - <pack size> - 22-18 / 2.0 - <score> - <colour>	3.18	0.125	1.07	0.042	0.58	0.20	1.2	to	2.7	0.046	to	0.105
RPS - <pack size> - 18-12 / 2.0 - <score> - <colour>	4.75	0.187	1.57	0.062	0.58	0.27	1.7	to	4.1	0.069	to	0.160
RPS - <pack size> - 16-10 / 2.0 - <score> - <colour>	6.35	0.250	2.11	0.083	0.58	0.35	2.3	to	5.5	0.091	to	0.215
RPS - <pack size> - 8-4 / 2.0 - <score> - <colour>	9.53	0.375	3.18	0.125	0.61	0.50	3.5	to	8.1	0.137	to	0.320
RPS - <pack size> - 10-2 / 2.0 - <score> - <colour>	12.70	0.500	4.22	0.166	0.61	0.68	4.6	to	10.8	0.183	to	0.425
RPS - <pack size> - 6-250 / 2.0 - <score> - <colour>	19.05	0.750	6.35	0.250	0.61	1.02	7.0	to	16.2	0.275	to	0.640
RPS - <pack size> - 1-400 / 2.0 - <score> - <colour>	25.40	1.000	8.46	0.333	0.64	1.35	9.3	to	21.6	0.366	to	0.850
RPS - <pack size> - 400-1000 / 2.0 - <score> - <colour>	38.10	1.500	19.05	0.750	0.51	2.20	20.9	to	33.0	0.825	to	1.300





### Printer Information

Print quality and print performance can only be guaranteed when specific TE printer and ribbons are used.

The current list of printers and ribbons can be found in TE document 411-121005 'Identification Printer Product Ribbon Matrix' This document can be found in 'Access Our Tools':

<https://www.te.com/usa-en/products/identification-labeling/printers-software-and-accessories/printers.html?tab=pgp-story>



### Software

WINTOTAL software, available to download for a 14 day evaluation period from the Identification Printer Software page:

<https://www.te.com/usa-en/products/identification-labeling/printers-software-and-accessories/printing-software/wintotal.html?tab=pgp-story>

Contact a TE representative for further information.



### www.te.com

TE Connectivity, TE Connectivity (logo) and Every Connection Counts are trademarks. All other logos, products and/or company names referred to herein might be trademarks of their respective owners.

The information given herein, including drawings, illustrations and schematics which are intended for illustration purposes only, is believed to be reliable. However, TE Connectivity makes no warranties as to its accuracy or completeness and disclaims any liability in connection with its use. TE Connectivity's obligations shall only be as set forth in TE Connectivity's Standard Terms and Conditions of Sale for this product and in no case will TE Connectivity be liable for any incidental, indirect or consequential damages arising out of the sale, resale, use or misuse of the product. Users of TE Connectivity products should make their own evaluation to determine the suitability of each such product for the specific application.

© 2022 TE Connectivity Ltd. family of companies All Rights Reserved.