




Single Port Vertical Mount RJ45

ARV11-41871

- 10/100 Base-T for Ethernet Applications
- Impedance: 100OHMS
- RJ45 jack cavity conforms to FCC rules and regulations Part 68, SUB Part F
- Industrial Temp: -40°C to +85°C
- Contact Factory for Standard Temp.
- Available in other Circuit Designs



Electrical Specifications @ 25°C

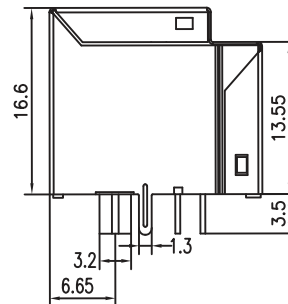
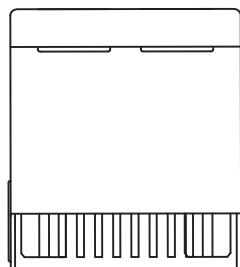
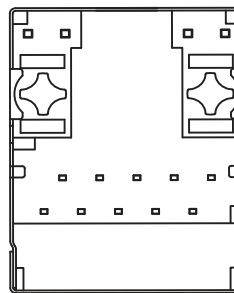
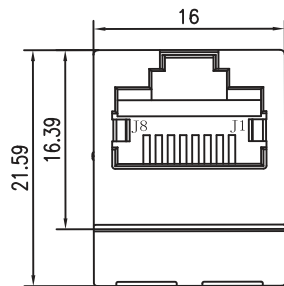
Part Number	OCL(uH Min) @ 100kHz, 0.1V With 8mA DC Bias	Turns Ratio chip: cable (±2%)	Cross Talk (dB Min)	Insertion Loss (dB Min)
			0.1-100MHz	0.1~100MHz
ARV11-41871	350	1CT:1CT	-40	-1.1


Electrical Specifications @ 25°C

Part Number	Common Mode Rejection (dB Max)			Return Loss (dB Min)				Hi-Pot Test
	0.1~30MHz	30~60MHz	60~100MHz	0.5~30MHz	40MHz	50MHz	60-80MHz	Min
ARV11-41871	-50	-40	-35	-18	-15.5	-14	-12	1500Vrms

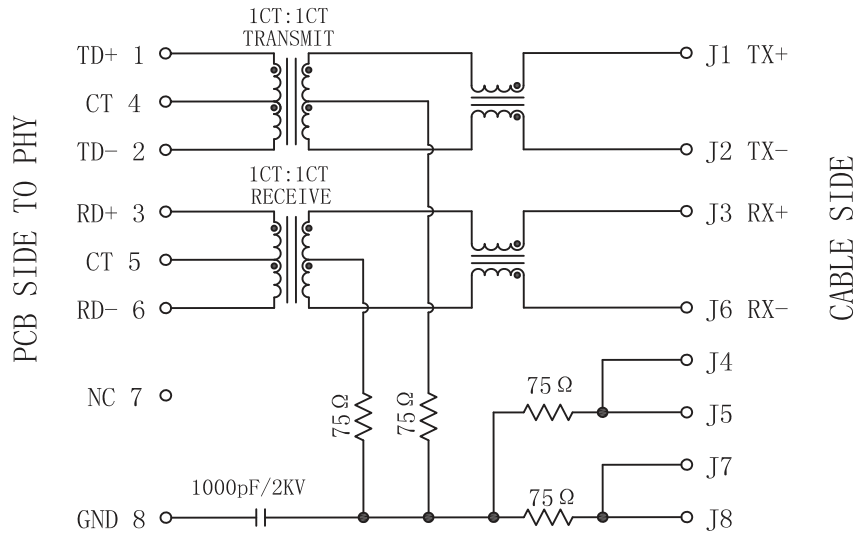
All specifications subject to change without notice.

MECHANICAL

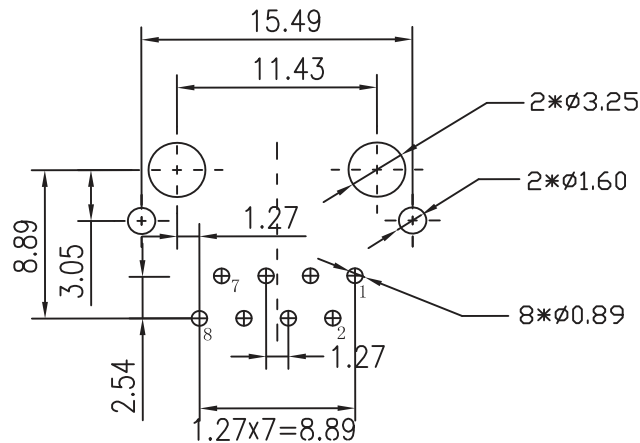




SCHEMATICS



PCB LAYOUT



NOTES

- Connector Materials:
- Housing Material:Thermoplastic PBT+30%G.F UL94V-0
- Contact Material:Phosphor Bronze C5210R-EH Thickness=0.35mm
- Pins:Brass C2680R-H Thickness=0.35mm
- Shield:Copper alloy Brass H65Y Thickness=0.2mm
- Contact plating: Gold 6 micro-inches min. In contact area.
- Wave solder tip temperature: 265°C Max, 5 Sec Max