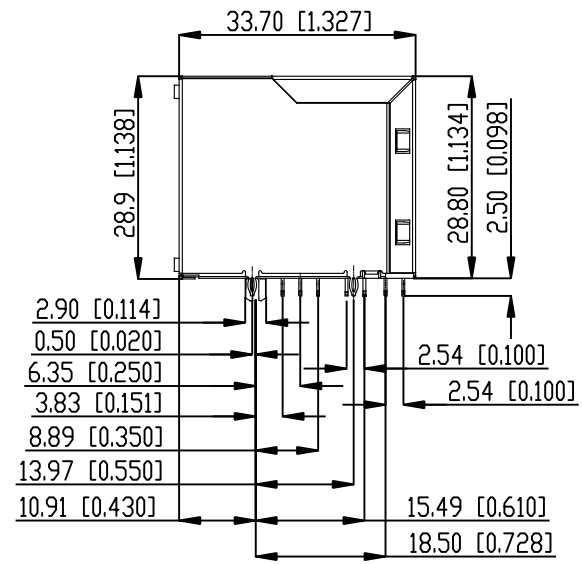
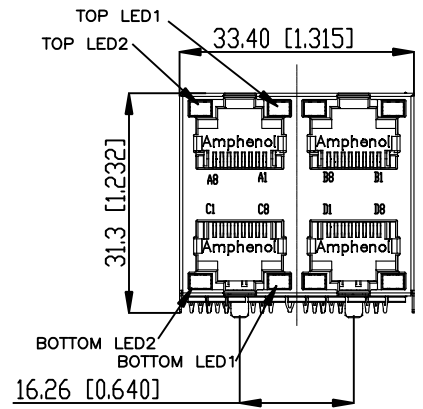


REVISIONS			
REV	DESCRIPTION, ECN, EAR NO.	DATE	APP'D
A	PROPOSAL	APR.14/2017	L.CHAN
B	ADD THE LED SCHEMATIC	NOV.20/2017	L.CHAN

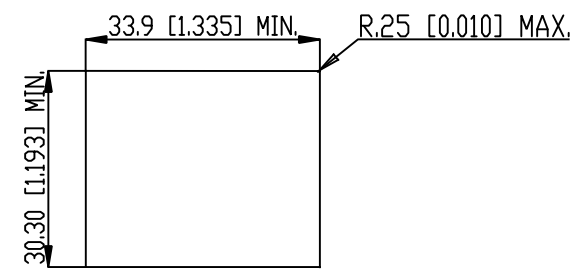
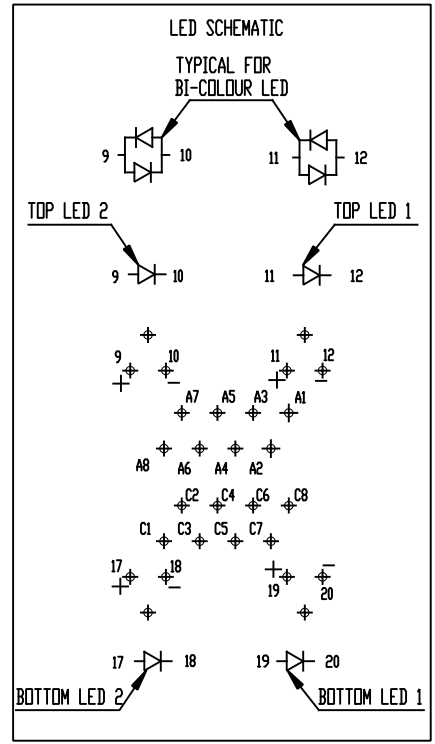
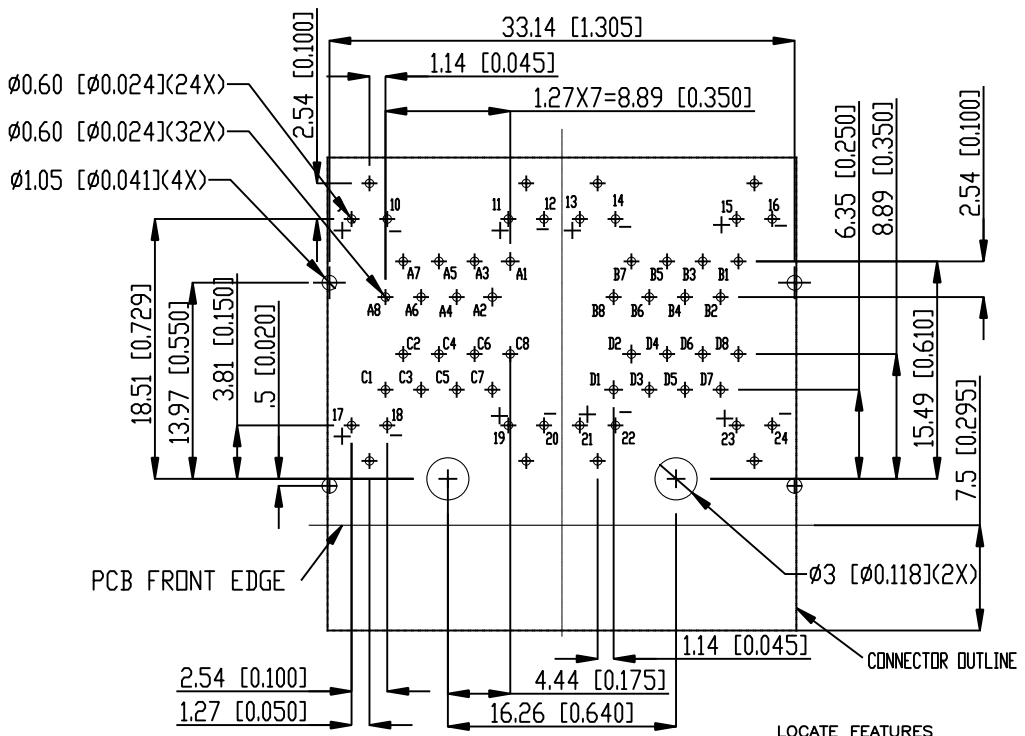


- NOTES:**
MATERIALS:
 1. CONTACTS: PHOSPHOR BRONZE, SELECTIVELY GOLD PLATING FOR MATING AREAS, SEE AMPHENOL PART NUMBER FOR DETAILS 50u" MIN. NICKEL OVERALL.
 2. HOUSING: HIGH TEMPERATURE THERMOPLASTIC. COLOR BLACK, 100u" MIN. MATTE TIN OR GOLD FLASH ON TAILS. FLAMMABILITY RATING UL 94V-0
 3. SHIELD: STAINLESS STEEL, WITH TIN DIPPED PCB TAILS
 4. PCB: FR-4.

- MECHANICAL:**
 1. INSERTION FORCE OF PRESS FIT PCB SEATING 5260N MAX.
 2. WITHDRAWAL FORCE OF PRESS FIT PCB SEATING 490N MIN.

- ELECTRICAL:**
 1. VOLTAGE RATING: 125 VAC.
 2. CURRENT RATING: 1.25 AMP.
 3. INSULATING RESISTANCE: 500 MEGOHMS MINIMUM.
 4. DIELECTRIC STRENGTH: 1000 VAC 60Hz, 1 MINIMUM.
 5. CATEGORY 5e CHARACTERISTIC:

FREQUENCY	NEAR-END CROSSTALK	RETURN LOSS	INSERTION LOSS
MHz	dB, MIN.	dB, MIN.	dB, MAX.
1.0	65	30	0.1
4.0	65	30	0.1
8.0	64.9	30	0.1
10.0	63	30	0.1
16.0	58.9	30	0.2
20.0	57	30	0.2
25.0	55	30	0.2
31.25	53.1	30	0.2
62.5	47.1	24.1	0.3
100.0	43	20	0.4



RECOMMENDED P.C.B LAYOUT
 COMPONENT SIDE OF BOARD
 TOLERANCE: +/-0.05[.002]

LOCATE FEATURES
 [Symbol] Ø0.13
 POSITION DIMENSIONS
 ARE BASIC

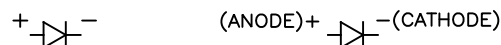
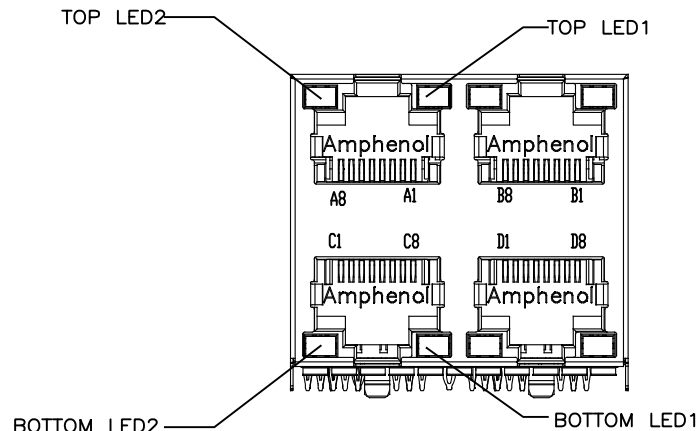
UNLESS SPECIFIED OTHERWISE	DRAWN JACK.GUO	APR14/17
PRIMARY UNITS MILLIMETERS	CHECKED	
SECONDARY	M.E. APP'D	
REFERENCE IN PARENTHESES	Q.A. APP'D	
	DWG APP'D L.CHAN	APR14/17
	ENG. REL. NO.	
1 DECIMAL PLACE ±0.38		
2 DECIMAL PLACES ±0.25		
3 DECIMAL PLACES		
ANGULAR DEGREES		
	THIRD ANGLE PROJECTION	DO NOT SCALE DRAWING

Amphenol Canada Corp.
www.amphenolcanada.com

STACKABLE MODULAR JACK,
 2x2 PORT, CAT5e, 8 POSITION, 8 CONTACTS
 WITH LED, PRESS FIT, SHIELD
 WITHOUT EMI SPRINGS—RoHS COMPLIANT

DWG NO. P-RJSGE-488-6XX1 REV B

CODE ID NO. 03945 DWG SIZE SCALE SHEET 1 OF 3



TYPICAL FOR SINGLE & MULTI-PORT

AMPHENOL PART NUMBER: R J S G E 4 8 8 6 X X 1

SHELL OPTION
6: SHIELD WITHOUT EMI SPRING
7: SHIELD WITH ALL EMI SPRING

LED OPTION (SEE TABLE 3)

GOLD PLATING OPTION
1: GOLD FLASH
2: 15u" MIN. GOLD PLATING
3: 30u" MIN. GOLD PLATING
4: 50u" MIN. GOLD PLATING

TABLE 3

PART NUMBER R J S G E 4 8 8 6 X X 1

LED COLOR CODE

CODE	LED 2 (LEFT)	LED 1 (RIGHT)	CODE	LED 2 (LEFT)	LED 1 (RIGHT)	CODE	LED 2 (LEFT)	LED 1 (RIGHT)
0	BLOCKED	BLOCKED	9	GREEN	BLOCKED	J	BiC RD/GR	YELLOW
1	YELLOW	GREEN	A	BiC GR/YE	BiC GR/YE	K	YELLOW	BiC GR/OR
2	BLOCKED	GREEN	B	BiC RD/GR	BiC RD/GR	L	BiC GR/YE	RED
3	YELLOW	BLOCKED	C	BiC RD/GR	BiC GR/YE	M	RED	YELLOW
4	GREEN	YELLOW	D	GREEN	BiC GR/YE	P	GREEN	BiC RD/GR
5	GREEN	GREEN	E	YELLOW	BiC GR/YE	R	BiC GR/OR	GREEN
6	YELLOW	YELLOW	F	BiC GR/YE	YELLOW	T	RED	RED
7	RED	GREEN	G	BiC GR/OR	BiC GR/OR	V	BiC RD/GR	GREEN
8	GREEN	RED	H	BiC GR/YE	GREEN	W		

REVISIONS			
REV	DESCRIPTION, ECN, EAR NO.	DATE	APP'D
A	PROPOSAL	APR.14/2017	L.CHAN
B	ADD THE LED SCHEMATIC	NOV.20/2017	L.CHAN

LED SPECIFICATIONS:
FORWARD VOLTAGE: 2.1 VOLTS TYP.
REVERSE VOLTAGE: 5.0 VOLTS MIN.
LUMINOUS INTENSITY: 0.6 mCd MIN.
(AT If=2mA)
STORAGE TEMPERATURE: -40° TO 85° C
PLATING ON TAILS: TIN OR TIN/COPPER ALLOY OVER SILVER

LEGEND
BiC=BI-COLOR LED
LOWC=LOW CURRENT LED
YE=YELLOW
GR=GREEN
RD=RED
OR=ORANGE

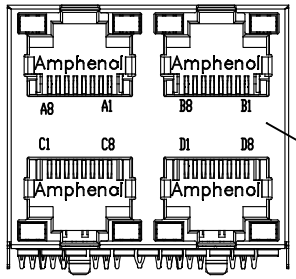
PRIMARY COLOR FOR BI-COLOR LEDS IN STANDARD ANODE/CATHODE CONFIGURATION IS:
RED-GREEN= RED
RED-YELLOW= RED
GREEN-YELLOW= GREEN
GREEN-ORANGE= GREEN

NOTE:
THE TWO DIGITS PRECEDING THE ADDITIONAL LED CODE MUST BE USED IN THE PART NUMBER, WHEN ORDERING ANY OF THE ADDITIONAL LED OPTIONS.

UNLESS SPECIFIED OTHERWISE	DRAWN JACK.GUO	APR.14/17
PRIMARY UNITS MILLIMETERS	CHECKED	
SECONDARY	M.E. APP'D	
REFERENCE IN PARENTHESES	Q.A. APP'D	
1 DECIMAL PLACE ±0.38	DWG APP'D L.CHAN	APR.14/17
2 DECIMAL PLACES ±0.25	ENG. REL. NO.	
3 DECIMAL PLACES	REF.	
ANGULAR DEGREES	THIRD ANGLE PROJECTION	DO NOT SCALE DRAWING

Amphenol Canada Corp. www.amphenolcanada.com		
STACKABLE MODULAR JACK, 2x2 PORT, CAT5e, 8 POSITION, 8 CONTACTS, WITH LED, PRESS FIT, SHIELD WITHOUT EMI SPRINGS-RoHS COMPLIANT		
DWG NO.	P-RJSGE-488-6XX1	REV B
CODE ID NO. 03945	DWG SIZE	SCALE
		SHEET 2 OF 3

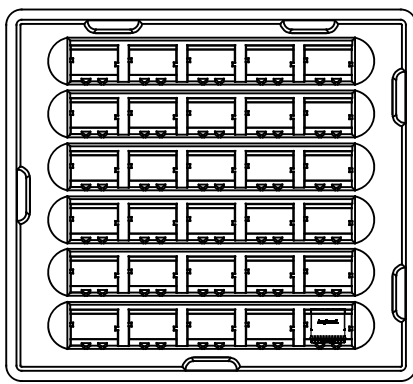
REVISIONS			
REV	DESCRIPTION, ECN, EAR NO.	DATE	APP'D
A	PROPOSAL	APR.14/2017	L.CHAN
B	ADD THE LED SCHEMATIC	NOV.20/2017	L.CHAN



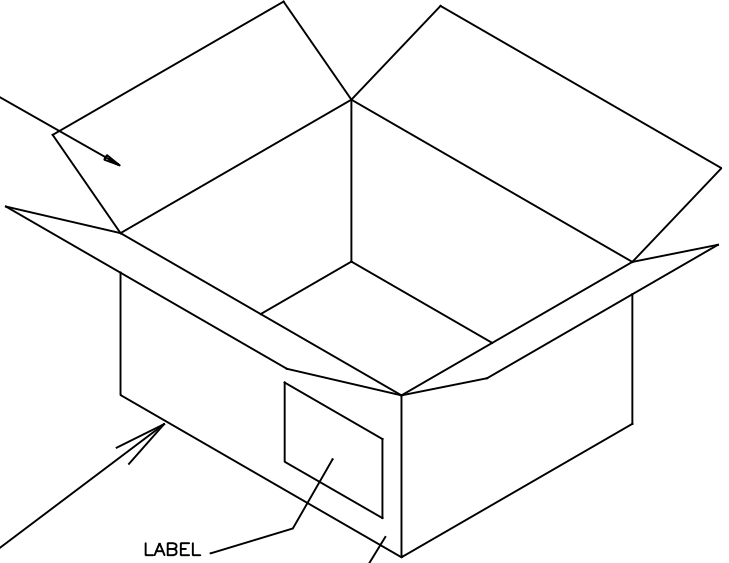
CONNECTOR

PUT 4 TRAYS INTO CARTON

CONNECTOR IS PLACED INTO TRAYS WITH PRESSFIT TAILS DOWN



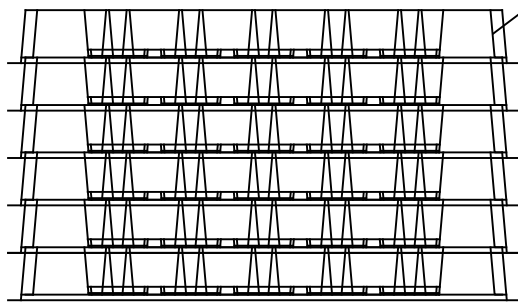
30PCS CONNECTOR PER TRAY



LABEL

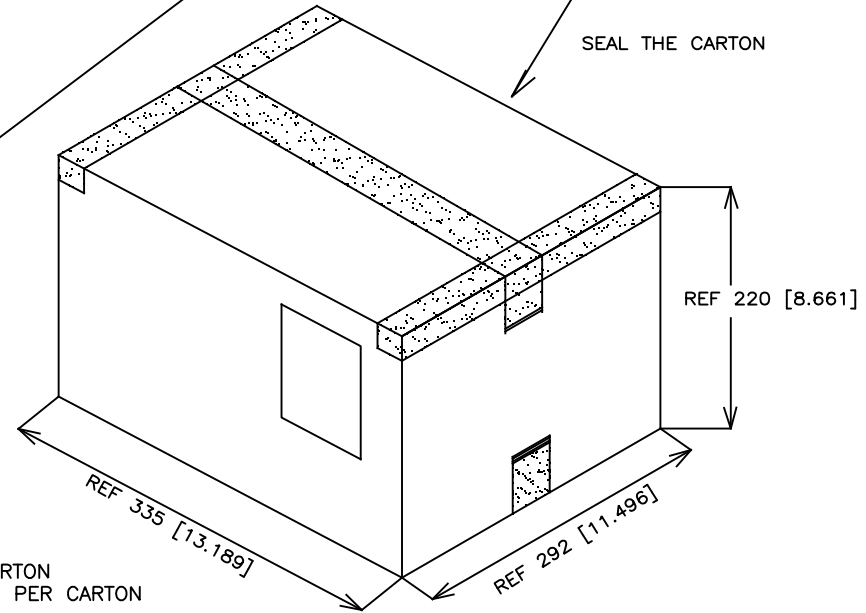
SEAL THE CARTON

STACK FOUR TRAYS TOGETHER



NOTES:

- PACAKING QUANTITY
- 1. 30PCS PER TRAY
- 2. 6 PCS TRAYS PER CARTON
- 180 PCS CONNECTORS PER CARTON



UNLESS SPECIFIED OTHERWISE	DRAWN	JUSTIN.F	APR.14/17
PRIMARY UNITS MILLIMETERS	CHECKED		
SECONDARY	M.E. APP'D		
REFERENCE IN PARENTHESES	Q.A. APP'D		
1 DECIMAL PLACE ±0.38	DWG APP'D	L.CHAN	APR.14/17
2 DECIMAL PLACES ±0.25	ENG. REL. NO.		
3 DECIMAL PLACES	REF.		
ANGULAR DEGREES	THIRD ANGLE PROJECTION		
	DO NOT SCALE DRAWING		

Amphenol Canada Corp.		REV
www.amphenolcanada.com		B
STACKABLE MODULAR JACK, 2x2 PORT, CAT5e, 8 POSITION, 8 CONTACTS, WITH LED, PRESS FIT, SHIELD WITHOUT EMI SPRINGS—RoHS COMPLIANT		
DWG NO.	P-RJSGE-488-6XX1	
CODE ID NO. 03945	DWG SIZE	SHEET 3 OF 3

THIS DOCUMENT CONTAINS PROPRIETARY INFORMATION AND SUCH INFORMATION MAY NOT BE DISCLOSED TO OTHERS FOR ANY PURPOSE OR USED FOR MANUFACTURING PURPOSES WITHOUT WRITTEN PERMISSION FROM AMPHENOL CANADA CORP.