Transfer or duplication of this doucument as well as the utilisation or communication of its content are not permitted unless express consen is granted. Violations give rise to claims for damages. All rights reserved in case of patent, utility model or design patent registrations.



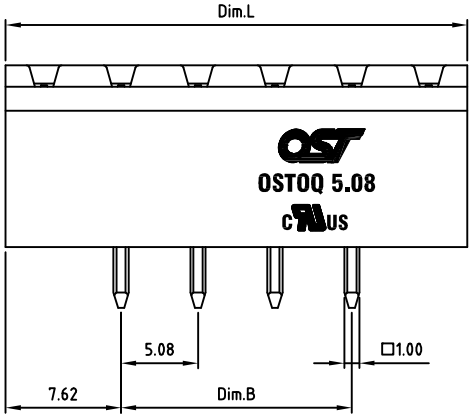

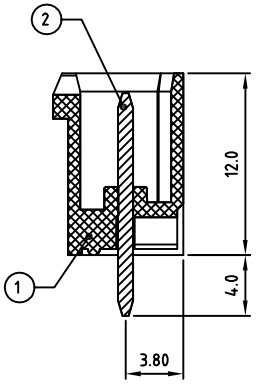

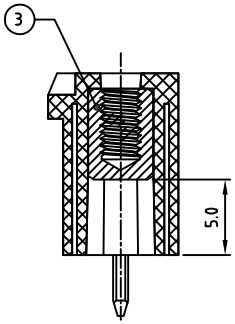

Technical data

1.Nominal voltage: 300V/15A
PITCH:5.08mm

2.Insulation Withstanding Voltage:
AC 1600V/MIN

3.Insulation Resistance:
1000MΩ or more at DC500V

4.Operating temperature range:-40°C ~115°C

5.Soldering temperature range:250°C±10°C/5sec

6.Safety approval:

7.RoHS Compliance

8.Undimensioned Tolerances:

Dim.L=(P+2)x5.08
Dim.B=(P-1)x5.08
P= number of poles

	Dim B	Dim L
0-30mm	±0.15	±0.20
over 30mm-60mm	±0.20	±0.25
over 60mm-90mm	±0.25	±0.30
over 90mm	±0.30	±0.40

Part No.:

OSTOQXX5550

No. of Poles
02 2 Poles
03 3 Poles
... ...
24 24 Poles

COLOR
0: Black
2: Red
3: Orange
4: Yellow
5: Green (Standard)
6: Blue
8: Grey

Nonstandard colors
Mins could apply

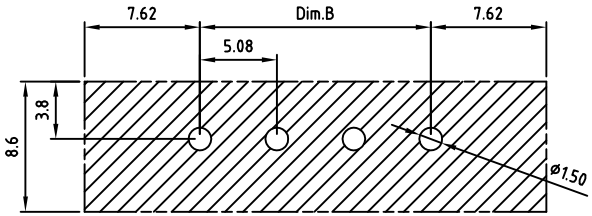

PCB LAYOUT

ITEM	NAME OF PART	MATERIAL	NOTES	Q"TY
3	FLANGE NUT	BRASS		2
2	PIN	BRASS	TIN PLATED	P
1	BODY	PA66 UL94V-0		1

DWG.	Marvin Zhang	DATE	2014.10.14	UNITS:	MM	SHEET:	1 OF 1
CHK.	Marvin Zhang	DATE	2016.05.21	SCALE:	NONE 3:1 (:)	REV.: A	
APP.		DATE		TITLE:	OSTOQ 5.08 Series W/Flange type Vertical (180D)		
				PART NO.	OSTOQXX5550		
				DWG NO.	OSTOQXX5550.dwg		

Tolerance
X. ±0.50
X.X ±0.30
X.XX ±0.10
X° ±1°

SIGN	DESCRIPTION	CHK.	DATE

ON-SHORE TECHNOLOGY, INC.