

1-1971846-4 ✓ ACTIVE

[RAST | RAST 5 IDC Connectors](#)


TE Internal #: 1-1971846-4

PCB Mount Header, Vertical, Wire-to-Board, 4 Position, 5 mm [.197 in] Centerline, Fully Shrouded, Silver, Through Hole - Solder, RAST 5 IDC Connectors

[View on TE.com >](#)



Connectors > PCB Connectors > PCB Headers & Receptacles



Connector System: **Wire-to-Board**

Number of Positions: **4**

Number of Rows: **1**

Centerline (Pitch): **5 mm [.197 in]**

PCB Mount Orientation: **Vertical**

Features

Product Type Features

Connector System	Wire-to-Board
Header Type	Fully Shrouded
Sealable	No
Connector & Contact Terminates To	Printed Circuit Board
PCB Connector Assembly Type	PCB Mount Header

Configuration Features

Keying & Polarized Position Locations	1C
Number of Columns	4
Number of Positions	4
Number of Rows	1
PCB Mount Orientation	Vertical

Electrical Characteristics

Operating Voltage	250 VAC
-------------------	---------

Body Features



Primary Product Color	Natural
-----------------------	---------

Contact Features

PCB Contact Termination Area Plating Material Thickness	1 μm [39.37 μin]
---	---

Contact Layout	Inline
----------------	--------

Mating Tab Width	6.3 mm[.248 in]
------------------	-----------------

Mating Tab Thickness	.8 mm[.032 in]
----------------------	----------------

Contact Underplating Material Thickness	1.27 μm [50 μin]
---	---

Contact Mating Area Plating Material Thickness	1 μm [39.37 μin]
--	---

PCB Contact Termination Area Plating Material Finish	Bright
--	--------

Contact Shape & Form	Rectangular
----------------------	-------------

Contact Mating Area Plating Material Finish	Bright
---	--------

Contact Underplating Material	Nickel
-------------------------------	--------

PCB Contact Termination Area Plating Material	Silver
---	--------

Contact Base Material	Copper Alloy
-----------------------	--------------

Contact Mating Area Plating Material	Silver
--------------------------------------	--------

Contact Type	Tab
--------------	-----

Contact Current Rating (Max)	20 A
------------------------------	------

Termination Features

Square Termination Post & Tail Dimension	.8 mm[.032 in]
--	----------------

Termination Post & Tail Length	3.5 mm[.13 in]
--------------------------------	----------------

Termination Method to Printed Circuit Board	Through Hole - Solder
---	-----------------------

Mechanical Attachment

PCB Mount Alignment Type	Polarizing Pegs
--------------------------	-----------------

Mating Alignment Type	Keyed
-----------------------	-------

Mating Retention	With
------------------	------

Mating Retention Type	Latch
-----------------------	-------

Connector Mounting Type	Board Mount
-------------------------	-------------

Mating Alignment	With
------------------	------

PCB Mount Alignment	With
---------------------	------

PCB Mount Retention	Without
---------------------	---------

Housing Features

Housing Material	Nylon
------------------	-------



Centerline (Pitch)	5 mm [.197 in]
--------------------	----------------

Dimensions

Connector Length	22.3 mm [.87 in]
Connector Height	12.8 mm [.5 in]
Connector Width	14.9 mm [.58 in]

Usage Conditions

Operating Temperature Range	-40 – 120 °C [-40 – 248 °F]
-----------------------------	-----------------------------

Operation/Application

Circuit Application	Power
---------------------	-------

Industry Standards

Agency/Standard	UL, VDE
Approved Standards	UL E28476
UL Flammability Rating	UL 94V-0

Packaging Features

Packaging Quantity	90
Packaging Type	Box, Tube

Product Compliance

[For compliance documentation, visit the product page on TE.com>](#)

EU RoHS Directive 2011/65/EU	Compliant
EU ELV Directive 2000/53/EC	Compliant
China RoHS 2 Directive MIIT Order No 32, 2016	No Restricted Materials Above Threshold
EU REACH Regulation (EC) No. 1907/2006	Current ECHA Candidate List: JUNE 2023 (235) Candidate List Declared Against: JAN 2023 (233) Does not contain REACH SVHC
Halogen Content	Not Low Halogen - contains Br or Cl > 900 ppm.
Solder Process Capability	Not reviewed for solder process capability

Product Compliance Disclaimer

This information is provided based on reasonable inquiry of our suppliers and represents our current actual knowledge based on the information they provided. This information is subject to change. The part numbers that TE has identified as EU RoHS compliant have a maximum concentration of 0.1% by weight in homogenous materials for lead, hexavalent chromium, mercury, PBB, PBDE, DBP, BBP, DEHP, DIBP, and 0.01% for cadmium, or qualify for an exemption to these limits as defined in the Annexes of Directive 2011/65/EU (RoHS2). Finished electrical and electronic equipment products

will be CE marked as required by Directive 2011/65/EU. Components may not be CE marked. Additionally, the part numbers that TE has identified as EU ELV compliant have a maximum concentration of 0.1% by weight in homogenous materials for lead, hexavalent chromium, and mercury, and 0.01% for cadmium, or qualify for an exemption to these limits as defined in the Annexes of Directive 2000/53/EC (ELV). Regarding the REACH Regulation, the information TE provides on SVHC in articles for this part number is based on the latest European Chemicals Agency (ECHA) 'Guidance on requirements for substances in articles' posted at this URL: <https://echa.europa.eu/guidance-documents/guidance-on-reach>

Compatible Parts



TE Part # 1-1971846-2
2P, RAST 5 Tab Header, THV



TE Part # 1-1971896-4
4P, RAST 5 Tab Header, THV



TE Part # 2-1971846-4
4P, RAST 5 Tab Header, THV



TE Part # 3-1971846-4
4P, RAST 5 Tab Header, THV



TE Part # 4-1971846-4
4P, RAST 5 Tab Header, THV



TE Part # 5-1971846-4
4P, RAST 5 Tab Header, THV



TE Part # 6-1971846-4
4P, RAST 5 Tab Header, THV



TE Part # 7-1971846-4
4P, RAST 5 Tab Header, THV




TE Part # 8-1971846-4
4P, RAST 5 Tab Header, THV




TE Part # 9-1971846-4
4P, RAST 5 Tab Header, THV

Also in the Series | RAST 5 IDC Connectors



Automotive Terminals(8)



Connector Contacts(12)



Crimp Terminal Housings(41)




Insertion & Extraction Tools(1)



PCB Headers & Receptacles(417)



Rectangular Connector Housings(1)



Standard Edge Connectors(34)



Standard Rectangular Connectors(68)

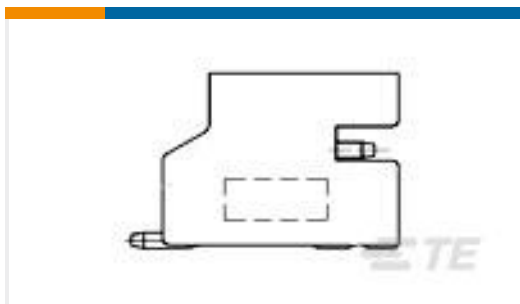


Wire-to-Board Connector Assemblies & Housings(214)



Wire-to-Board Connector Contacts(2)


Customers Also Bought



TE Part #1775469-2
HPI CONN., 2.0MM, R/A, SMT, 2P, 80U"



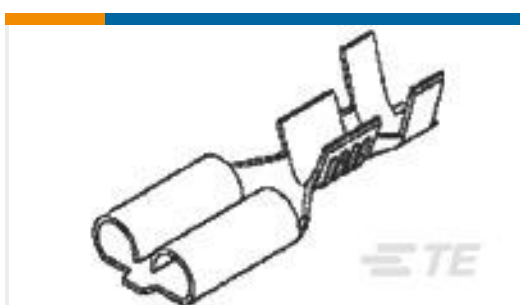
TE Part #8-31886-1
PIDG R 22-16 COMM 22-18 MIL 8




TE Part #42565-2
FF 250 TAB 18-14AWG TPBR PRE CRIMPED



TE Part #41482
250 FASTON TAB TPBR



TE Part #170258-2
FF 250 REC 14-12AWG TPBR REREELING




TE Part #5053162047
RNF-100-3/8-4-STK



TE Part #3-928344-4
4P STD TIMER GEH



TE Part #160923-2
FF 110 TAB 24-20 AWG .016 PTPB



TE Part #2-1991136-0
GROMMET STRIP SIZE 3 NATURAL



TE Part #080-0014
CABLE,U.FL to SMA Bulkhd 1.13mm Dia,210m

Documents



Product Drawings

[4P, RAST 5 Tab Header, THV](#)

English

CAD Files

[3D PDF](#)

3D

Customer View Model

[ENG_CVM_CVM_1-1971846-4_B_c-1-1971846-4-b.2d_dxf.zip](#)

English

Customer View Model

[ENG_CVM_CVM_1-1971846-4_B_c-1-1971846-4-b.3d_igs.zip](#)

English

Customer View Model

[ENG_CVM_CVM_1-1971846-4_B_c-1-1971846-4-b.3d_stp.zip](#)

English

By downloading the CAD file I accept and agree to the [Terms and Conditions](#) of use.

Datasheets & Catalog Pages

[7-1773465-5 RAST5.0 Flyer](#)

English

Product Specifications

[Product Specification](#)

English

Agency Approvals

[VDE Certificate](#)

English