

DO NOT  
SCALE FROM  
THIS PRINT

TABLE 1			
ITEM	COMPONENT	-HN	-GN
1	SUB ASSEMBLY	SUB-BNC5-P-C-N-ST-CA2	
2	PIN	BNC5-P-C-H-ST-CA2-PIN	BNC5-P-C-G-ST-CA2-PIN
3	INSULATOR	BNC5-INS-002	
4	INNER FERRULE	MCX-FER-011-N	
5	OUTER FERRULE	MCX-FER-004-N	

BNC5-P-C-XX-ST-CA2-X

GENDER  
-P: PLUG

TYPE  
-C: CABLE

PACKAGING  
-BLANK: INDIVIDUALLY BAGGED  
-B: BULK PACKAGED (QTY=100 MAX)

TERMINATION  
-CA2: CCA-178 CABLE

ORIENTATION  
-ST: STRAIGHT

PLATING SPECIFICATION  
-HN: HEAVY GOLD / NICKEL  
30µ" Au / 50µ" Ni MIN ON PIN  
100µ" Ni MIN ON OUTER CONTACT  
-GN: GOLD / NICKEL  
10µ" Au / 50µ" Ni MIN ON PIN  
100µ" Ni MIN ON OUTER CONTACT  
(SEE TABLE 1)

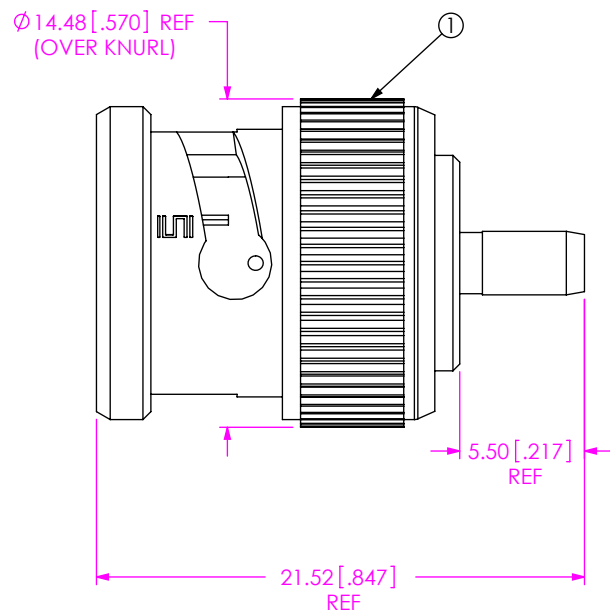
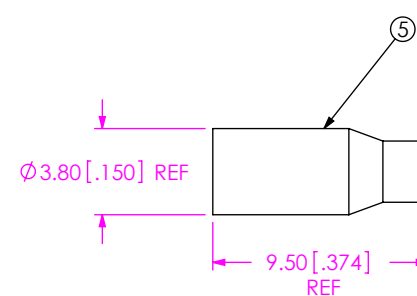
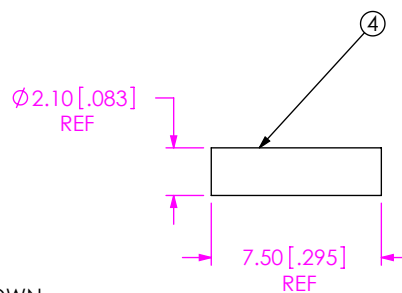
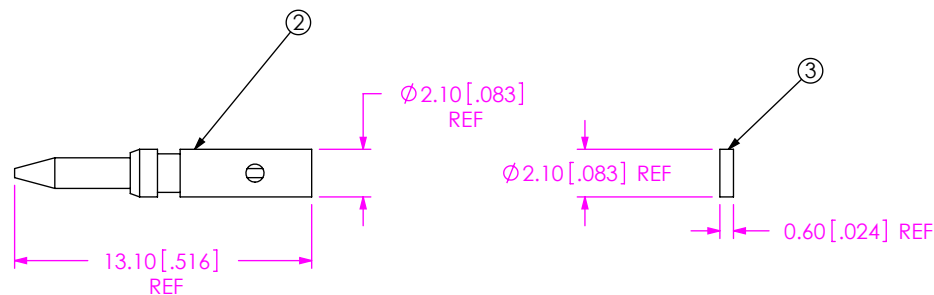


FIG 1  
BNC5-P-C-XX-ST-CA2 SHOWN



NOTES:

- NOTE DELETED.
- PRODUCT TO BE PACKAGED PER PRECISION RF SECTION OF PACKAGING MANUAL.

UNLESS OTHERWISE SPECIFIED,  
DIMENSIONS ARE IN  
MILLIMETERS [INCHES].  
TOLERANCES ARE:

DECIMALS ANGLES  
X.X: ±0.3 [.01] 5°  
X.XX: ±0.13 [.005]  
X.XXX: ±0.051 [.0020]

PROPRIETARY NOTE

THIS DOCUMENT CONTAINS CONFIDENTIAL AND PROPRIETARY INFORMATION AND ALL DESIGN, MANUFACTURING, REPRODUCTION, USE, PATENT RIGHTS AND SALES RIGHTS ARE EXPRESSLY RESERVED BY SAMTEC, INC. THIS DOCUMENT SHALL NOT BE DISCLOSED, IN WHOLE OR PART, TO ANY UNAUTHORIZED PERSON OR ENTITY NOR REPRODUCED, TRANSFERRED OR INCORPORATED IN ANY OTHER PROJECT IN ANY MANNER WITHOUT THE EXPRESS WRITTEN CONSENT OF SAMTEC, INC.

MATERIAL: DO NOT SCALE DRAWING SHEET SCALE: 3:1  
COUPLING NUT, CABLE BODY, PIN, FERRULES: BRASS  
DIELECTRIC: PTFE  
GASKET: SILICONE  
C-RING, FLAT WASHER: FE  
SPRING WASHER: STAINLESS STEEL

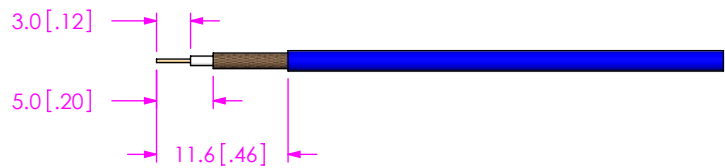


520 PARK EAST BLVD. NEW ALBANY, IN 47150  
PHONE: 812-944-6733 FAX: 812-948-5047  
e-Mail info@SAMTEC.com code 55322

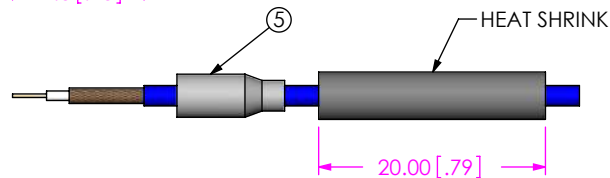
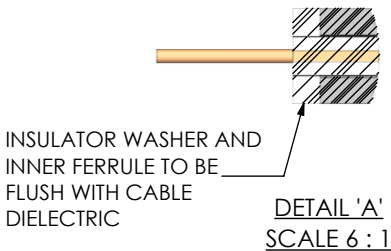
DESCRIPTION:  
50 OHM, BNC STRAIGHT PLUG, RG178

DWG. NO.  
BNC5-P-C-XX-ST-CA2-X

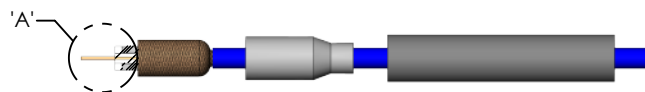
BY: ALVIN W 03/18/2011 SHEET 1 OF 3



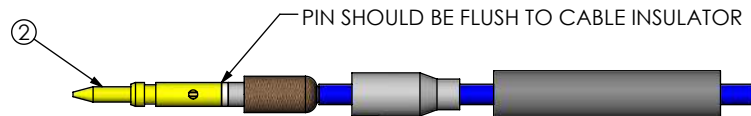
**IN PROCESS 1**  
STRIP CABLE AND TIN INNER CONDUCTOR



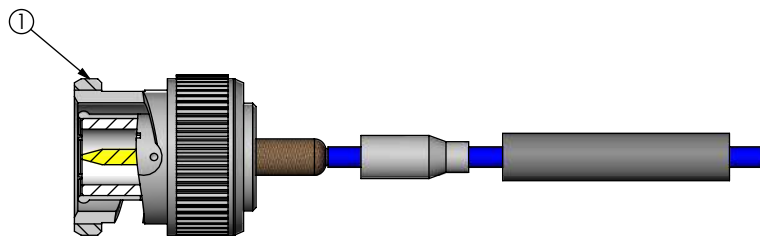
**IN PROCESS 2**  
ADD HEAT SHRINK TUBING & OUTER FERRULE



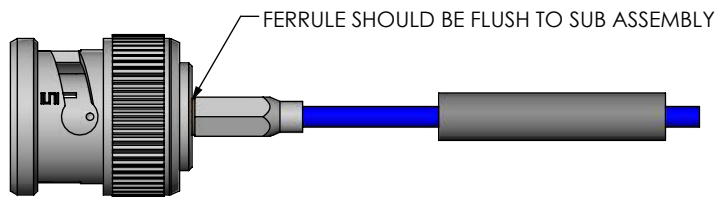
**IN PROCESS 3**  
FLARE SHIELD, ADD INSULATOR & INNER FERRULE



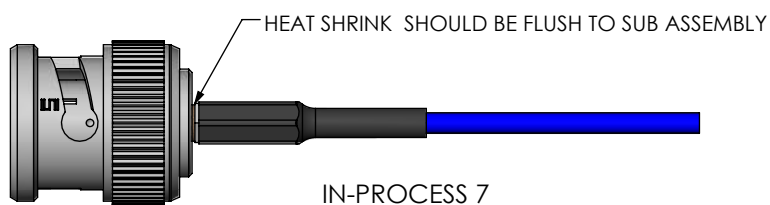
**IN PROCESS 4**  
FLARE SHIELD, SOLDER SIGNAL PIN



**IN PROCESS 5**  
ADD SUB ASSEMBLY



**IN-PROCESS 6**  
CRIMP FERRULE  
(USE RF CRIMP HAND TOOL #CAT-RF-FER-001  
USE 0.136" DIE SIZE)



**IN-PROCESS 7**  
ACTIVATE HEAT SHRINK

**PROPRIETARY NOTE**  
THIS DOCUMENT CONTAINS CONFIDENTIAL AND PROPRIETARY INFORMATION AND ALL DESIGN, MANUFACTURING, REPRODUCTION, USE, PATENT RIGHTS AND SALES RIGHTS ARE EXPRESSLY RESERVED BY SAMTEC, INC. THIS DOCUMENT SHALL NOT BE DISCLOSED, IN WHOLE OR PART, TO ANY UNAUTHORIZED PERSON OR ENTITY NOR REPRODUCED, TRANSFERRED OR INCORPORATED IN ANY OTHER PROJECT IN ANY MANNER WITHOUT THE EXPRESS WRITTEN CONSENT OF SAMTEC, INC.

DO NOT SCALE DRAWING

SHEET SCALE: 3:2



520 PARK EAST BLVD, NEW ALBANY, IN 47150  
PHONE: 812-944-6733 FAX: 812-948-5047  
e-Mail info@SAMTEC.com code 55322

DESCRIPTION:  
50 OHM, BNC STRAIGHT PLUG, RG178

DWG. NO.  
**BNC5-P-C-XX-ST-CA2-X**

BY: ALVIN W 03/18/2011 SHEET 2 OF 3

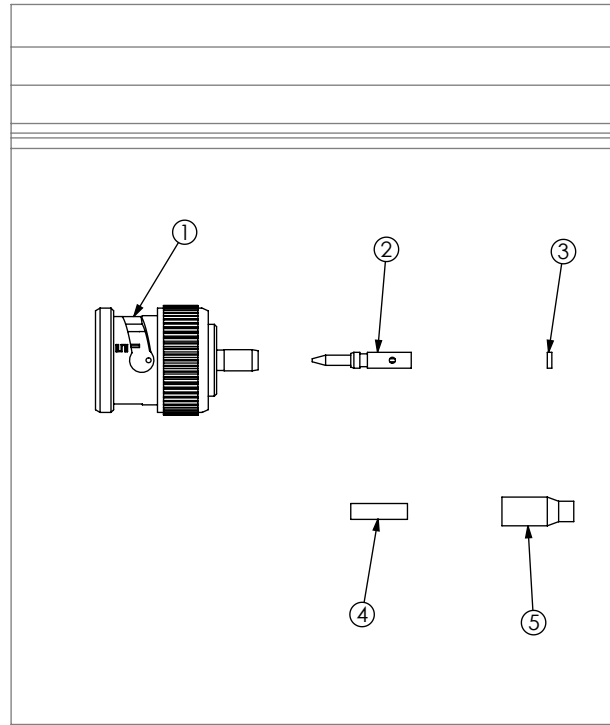


FIG 2  
BNC5-P-C-XX-ST-CA2 SHOWN

\* **PROPRIETARY NOTE** \*

THIS DOCUMENT CONTAINS CONFIDENTIAL AND PROPRIETARY INFORMATION AND ALL DESIGN, MANUFACTURING, REPRODUCTION, USE, PATENT RIGHTS AND SALES RIGHTS ARE EXPRESSLY RESERVED BY SAMTEC, INC. THIS DOCUMENT SHALL NOT BE DISCLOSED, IN WHOLE OR PART, TO ANY UNAUTHORIZED PERSON OR ENTITY NOR REPRODUCED, TRANSFERRED OR INCORPORATED IN ANY OTHER PROJECT IN ANY MANNER WITHOUT THE EXPRESS WRITTEN CONSENT OF SAMTEC, INC.

DO NOT SCALE DRAWING

SHEET SCALE: 3:2



DESCRIPTION: 50 OHM, BNC STRAIGHT PLUG, RG178		
DWG. NO. BNC5-P-C-XX-ST-CA2-X		
BY: ALVIN W	03/18/2011	SHEET 3 OF 3