

Molded Parts Specification Control Drawing

Part Number : 382C302thru303
Description : Slimline Transition Y

NOTES

- All dimensions are in $\frac{\text{inches}}{[\text{millimeters}]}$
- Dimensions appearing in table are as follows:
a - As Supplied
b - After Unrestricted Recovery
- Coating is optional. As supplied dimensions appearing in table are for uncoated parts. When coating is added, entry diameters will be reduced by .06 max.

4 Wall thickness will not be measured in transition area.

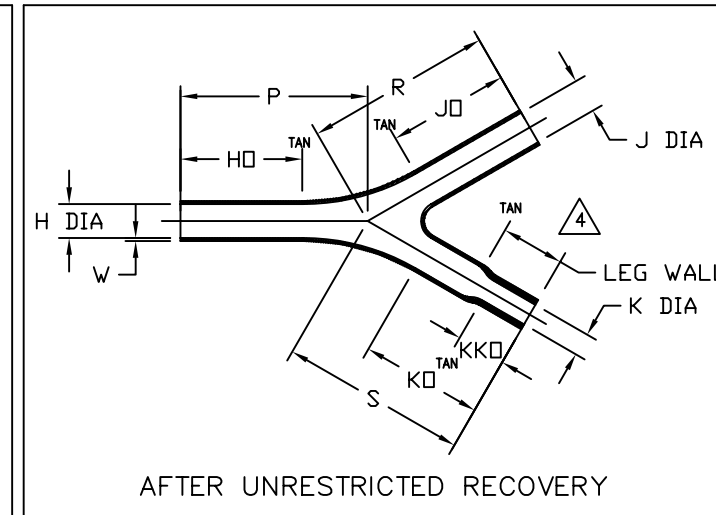
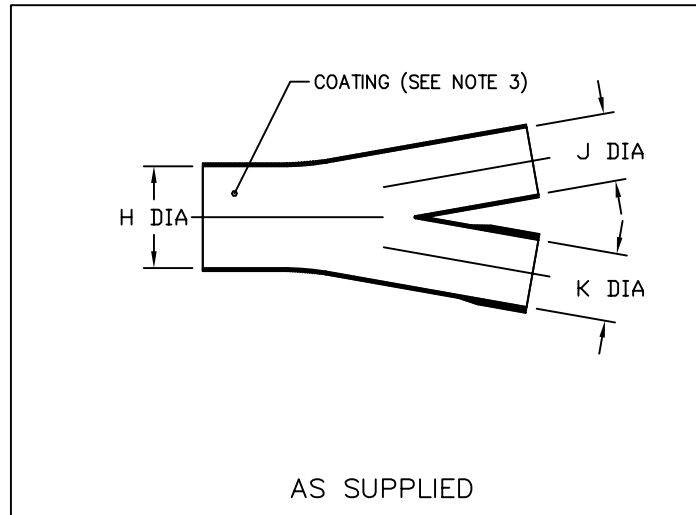


TABLE OF DIMENSIONS

PART NUMBER	H		J		K		HO, JO & KO	KKO	W	P	R & S
	Min a	Max b	Min a	Max b	Min a	Max b	±15% b	±15% b	Nom b	Nom b	Nom b
382C302	$\frac{1.35}{[34,4]}$	$\frac{.45}{[11,4]}$	$\frac{.90}{[22,9]}$	$\frac{.45}{[11,4]}$	$\frac{.50}{[12,7]}$	$\frac{.20}{[5,1]}$	$\frac{1.62}{[41,1]}$	$\frac{.70}{[17,8]}$	$\frac{.05}{[1,3]}$	$\frac{2.48}{[63,0]}$	$\frac{2.48}{[63,0]}$
382C303	$\frac{2.37}{[60,2]}$	$\frac{.79}{[20,1]}$	$\frac{1.58}{[40,1]}$	$\frac{.79}{[20,1]}$	$\frac{.50}{[12,7]}$	$\frac{.20}{[5,1]}$	$\frac{2.50}{[63,5]}$	$\frac{.65}{[16,5]}$	$\frac{.06}{[1,5]}$	$\frac{3.73}{[94,7]}$	$\frac{3.73}{[94,7]}$

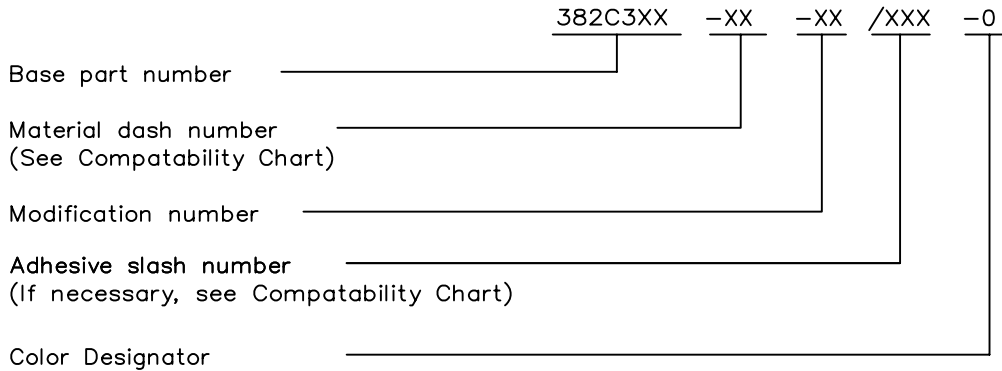
Molded Parts

Specification Control Drawing

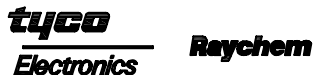
Part Number : 382C302thru303
 Description : Slimline Transition Y

COMPATABILITY CHART					
MATERIAL DASH NO.	MATERIAL DESCRIPTION	RT SPEC	COATING SLASH NO.	COATING S NO.	COATING DESCRIPTION
-50	Flexible VPB	RT-1313			
-51	Flexible EPB	RT-1321	/86; /164	S-1048; S-1124	Adhesive
-71	Flexible Polyolefin	RT-1316			
-770	NBCCS	RT-770 TYPE II			
-780	NBCCS	RT-780 TYPE II			

ORDERING INFORMATION



THIS DRAWING IS SUBJECT TO CHANGE WITHOUT NOTICE; CONSULT YOUR
 NEAREST FIELD REPRESENTATIVE FOR CURRENT REVISION



TYCO ELECTRONICS
 300 CONSTITUTION DRIVE
 MENLO PARK, CALIFORNIA 94025

If this document is printed it becomes uncontrolled. Check for the latest revision.

Revision : D
 Date : 11/09/06
 Page 2 of 2

Part Number : 382C302thru303
 Description : Slimline Transition Y
 DCR MP060062