


2.5V/3.3V HCSL XO

NX704



7.0 x 5.0mm Ceramic SMD

**Product Features**

- Meet PCIe Gen2 and Gen3 clock requirements at 100MHz
- Very low phase jitter - < 1.0ps RMS max.
- Wide frequency range - 5 ~ 212.5MHz
- Thicker crystal for improved reliability
- Low supply current - 70mA max.
- Industrial Temperature Range
- Pb-free & RoHS compliant
- Fast lead time

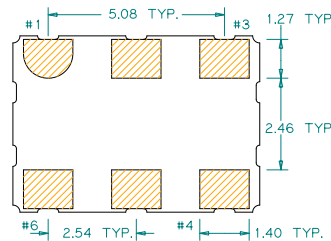
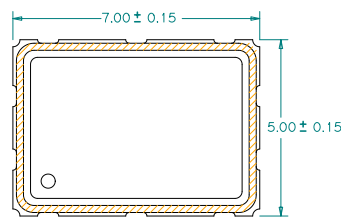
**Product Description**

The NX704 XO series is a high performance HCSL crystal oscillator family with very low jitter performance. Other than PCIe clock frequencies, it also supports various options including other Networking frequencies, 2.5V/3.3V voltage, and various stabilities. It is designed to meet the clock source specifications for PCIe interface, SGMII of communication systems, and other high performance equipment.

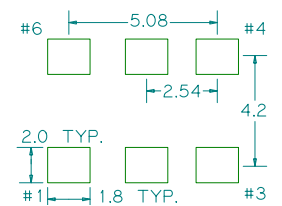
**Applications**

- Networking systems
- Servers and storage systems
- Profession video equipments
- Test and measurement
- FPGA/ASIC clock generation

**Package:** (Scale: none, Dimensions are in mm)



Recommended Land Pattern:



**Pin Functions:**

Pin	Function
1	OE Function
2	N/C
3	Ground
4	Q
5	Q̄
6	Vcc

\*Extended high frequency power decoupling is recommended (see test circuit for minimum recommendation). To ensure optimal performance, do not route RF traces beneath the package.

**Part Ordering Information:**

**NX 704 V 1 FFFF.FFFFFFFF**

Voltage:  
1 = +3.3V  
2 = +2.5V
Stability and Temp Range:  

Stability	Temp Range
A = +/-20 ppm	-20/+70°C
B = +/-25 ppm	-20/+70°C
C = +/-50 ppm	-20/+70°C
D = +/-25 ppm	-40/+85°C
E = +/-50 ppm	-40/+85°C

Frequency:  
FFFFFFF  
MHz, "4 digits/decimal/6 digits" format

## Electrical Performance

Parameter	Min.	Typ.	Max.	Units	Notes
Output Frequency	5		212.5	MHz	
Supply Voltage	3.135	3.3	3.465	V	See ordering options
	2.375	2.5	2.625		
Supply Current, Output Enabled			70	mA	
Supply Current, Output Disabled only			40	mA	
Frequency Stability			±50	ppm	See ordering options
Operating Temperature Range	-40		+85	°C	See ordering options
Output Logic 0, V <sub>OL</sub>	-0.15	0		V	
Output Logic 1, V <sub>OH</sub>	0.66	0.7	0.9	V	
Output Load	R <sub>S</sub> = 33Ω, R <sub>P</sub> = 50Ω, C <sub>L</sub> = 2pF				Output requires termination
Duty Cycle	45		55	%	Measured 50% V <sub>CC</sub>
Rise and Fall Time			700	ps	Measured from V <sub>OL</sub> = 0.175V to V <sub>OH</sub> = 0.5252V
Jitter, RMS	PCIe Gen2, 100 MHz	2.0	3.0	ps	As defined by PCI-SIG for PCIe Gen2
Jitter, RMS	PCIe Gen3, 100 MHz	0.43	1.0	ps	As defined by PCI-SIG for PCIe Gen3
Jitter, Accumulated, RMS (1-σ)			6	ps	20,000 adjacent periods
Jitter, Phase, RMS	< 40MHz	0.4	1	ps	12kHz to 5 MHz frequency band
	40 to 212.5MHz	0.4	1	ps	12kHz to 20 MHz frequency band
	100MHz, 125MHz	0.4	0.6	ps	12kHz to 20 MHz frequency band
Jitter, pk-pk			40	ps	100,000 random periods

### Notes:

- Stability includes all combinations of operating temperature, load changes, rated input (supply) voltage changes, initial calibration tolerance (25°C), aging (1 year at 25°C average effective ambient temperature), shock and vibration.
- Phase jitter typical value is depending on output frequencies.
- For specifications other than those listed, please contact sales.

## Output Enable / Disable Function

Parameter	Min.	Typ.	Max.	Units	Notes
Input Voltage (pin 1), Output Enable	0.7 V <sub>CC</sub>			V	or open
Input Voltage (pin 1), Output Disable (low power standby)			0.3 V <sub>CC</sub>	V	Output is Hi-Z
Output Disable Delay			100	ns	
Output Enable Delay			100	ns	
Start up Time			10	ms	

## Absolute Maximum Ratings

Parameter	Min.	Typ.	Max.	Units	Notes
Storage Temperature	-55		+125	°C	

For the latest product information visit: <http://www.pericom.com/products/crystals-and-crystal-oscillators/hiflex-xo/?part=NX704>

For test circuit go to: <http://www.pericom.com/pdf/sre/tc-hcsl.pdf>

For soldering reflow profile and reliability test ratings go to: <http://www.pericom.com/pdf/sre/reflow.pdf>

For tape and reel information go to: [http://www.pericom.com/pdf/sre/tr\\_7050\\_xo.pdf](http://www.pericom.com/pdf/sre/tr_7050_xo.pdf)