




Applicable standard				
Rating	Operating temperature range	-35 °C to +85 °C(Notes 1)	Storage temperature range	-10°C to +60 °C(Note 3)
	Operating humidity range 	20% to + 80%(Note 2)	Storage humidity range 	40% to + 70%(Note 3)
	Voltage	150 V AC/DC	Current	AWG 26 : 2.5A AWG 28 : 2.0A AWG 30 : 1.0A
	Applicable cable	26 - 30 AWG		

### Specifications

Item	Test method	Requirements	QT	AT
------	-------------	--------------	----	----

#### Construction

General examination	Visually and by measuring instrument.	According to drawing.	X	X
Marking	Confirmed visually.		X	X



#### Electric characteristics

Contact resistance Millivolt level method	20 mV MAX, 1mA (DC or 1000Hz).	30 mΩ MAX.	X	-
--	--------------------------------	------------	---	---



#### Mechanical characteristics


Contact insertion and extraction force	<input type="checkbox"/> 0.35±0.002mm by steel gauge.	Insertion force : 3.0N MAX. Extraction force : 0.3N MIN.	x	-
Mechanical operation	50 times insertions and extractions.	① Contact resistance: 30 mΩ MAX. ② No damage, crack or looseness of parts.	X	-
Vibration	Frequency 10 to 55 Hz, single amplitude 0.75 mm, at 2 h, for 3 directions.	① No electrical discontinuity of 1 μs. ② No damage, crack or looseness of parts.	X	-
Shock	490 m/s <sup>2</sup> duration of pulse 11 ms at 3 times for 3 directions.	① No electrical discontinuity of 1 μs. ② No damage, crack or looseness of parts.	X	-

#### Environmental characteristics

Rapid change of temperature 	Temperature -55→15 to 35 →+85→15 to 35 °c Time 30→10 to 15→ 30 →10 to 15min Under 5 cycles.	① Contact resistance: 30 mΩ MAX. ② No damage, crack or looseness of parts.	X	-
Damp heat (Steady state) 	Exposed at 40 ± 2 °c, 90 to 95 %, 96 h.	① Contact resistance: 30 mΩ MAX. ② No damage, crack or looseness of parts.	X	-
Corrosion salt mist	Exposed in 5 % salt water spray for 48h.	① Contact resistance: 60 mΩ MAX. ② No heavy corrosion.	X	-
Sulphur dioxide	Exposed in 10 ppm for 96h	① Contact resistance: 60 mΩ MAX. ② No heavy corrosion.	X	-

#### Remarks



Note 1: Include the temperature rising by current.  
 Note 2: No condensing.   
 Note 3: Apply to the condition of long term storage for unused products before mounted on PCB.   
 After mounted on PCB, operation temperature and humidity range is applied for interim storage during transportation.

Count	Description of revisions	Designed	Checked	Date
 7		HT. SATO	SZ. ONO	20190531

Unless otherwise specified , refer to IEC 60512.

Approved	TY. OMA	20060912
Checked	HK. UMEHARA	20060906
Designed	TS. KUMAZAWA	20060906
Drawn	AK. MIURA	20060906

Note QT:Qualification Test AT:Assurance Test X:Applicable Test Drawing no. ELC-071220-41-02

	Specification sheet	Part no.	DF13-2630SCFA (41)	
	Hirose electric co., ltd.	Code no.	CL536-0298-5-41	 1/1