

CT9555F Series

From 10 μ H to 1000 μ H



SPECIFICATIONS

Insert "H" or "V" at end of part number for mounting style.

H = Horizontal mount / V = Vertical Mount

Part Number	L(\pm 15%) at 1kHz (μ H)	Idc (A)	L(\pm 15%) at Irated (μ H)	DCR Max. (Ω)	Physical Dimensions (in/mm)		
					A Nom.	B Nom.	C Nom.
CT9555F-100-T_	10	12.5	6.7	0.007	0.46/11.7	0.88/22.4	0.053/1.35
CT9555F-120-T_	12	12.0	7.9	0.008	0.46/11.7	0.88/22.4	0.053/1.35
CT9555F-150-T_	15	11.3	9.6	0.008	0.46/11.7	0.88/22.4	0.053/1.35
CT9555F-180-T_	18	10.8	11.3	0.009	0.46/11.7	0.88/22.4	0.053/1.35
CT9555F-220-T_	22	10.3	13.4	0.010	0.46/11.7	0.88/22.4	0.053/1.35
CT9555F-270-T_	27	9.8	16.0	0.011	0.46/11.7	0.88/22.4	0.053/1.35
CT9555F-330-T_	33	7.4	21.6	0.020	0.45/11.4	0.87/22.1	0.042/1.07
CT9555F-390-T_	39	7.1	25.0	0.022	0.45/11.4	0.87/22.1	0.042/1.07
CT9555F-470-T_	47	6.7	29.3	0.024	0.45/11.4	0.87/22.1	0.042/1.07
CT9555F-560-T_	56	6.4	34.1	0.026	0.45/11.4	0.87/22.1	0.042/1.07
CT9555F-680-T_	68	4.9	45.7	0.046	0.44/11.2	0.86/21.8	0.034/0.86
CT9555F-101-T_	100	4.4	64.0	0.056	0.44/11.2	0.86/21.8	0.034/0.86
CT9555F-121-T_	120	3.3	84.4	0.098	0.44/11.2	0.86/21.8	0.027/0.69
CT9555F-151-T_	150	3.1	102.7	0.11	0.44/11.2	0.86/21.8	0.027/0.69
CT9555F-181-T_	180	3.8	105.9	0.075	0.48/12.2	0.9/22.9	0.034/0.86
CT9555F-221-T_	220	3.6	125.6	0.083	0.48/12.2	0.9/22.9	0.034/0.86
CT9555F-271-T_	270	3.4	149.4	0.092	0.48/12.2	0.9/22.9	0.034/0.86
CT9555F-331-T_	330	3.3	176.8	0.10	0.48/12.2	0.9/22.9	0.034/0.86
CT9555F-391-T_	390	2.5	235.3	0.18	0.46/11.7	0.88/22.4	0.027/0.69
CT9555F-471-T_	470	2.3	275.9	0.19	0.46/11.7	0.88/22.4	0.027/0.69
CT9555F-561-T_	560	2.2	320.1	0.21	0.46/11.7	0.88/22.4	0.027/0.69
CT9555F-681-T_	680	2.1	377.2	0.23	0.49/12.4	0.91/23.1	0.027/0.69
CT9555F-821-T_	820	2.0	441.5	0.26	0.49/12.4	0.91/23.1	0.027/0.69
CT9555F-102-T_	1000	1.9	521.3	0.28	0.49/12.4	0.91/23.1	0.027/0.69

CHARACTERISTICS

Description: High Current Toroid Inductors (Horizontal and Vertical mounting styles).

Applications: DC/DC converters, EMI filter applications, etc.

Inductance Tolerance: \pm 15%

Operating Temperature: -55°C to +105°C

IDC: Current to cause a 30°C max. temperature rise.

Testing: Inductance is tested on an HP4284A at 1kHz.

Packaging: Bulk.

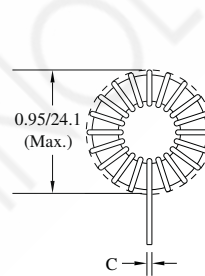
Miscellaneous: RoHS Compliant.

Additional Information: Additional electrical & physical information available upon request.

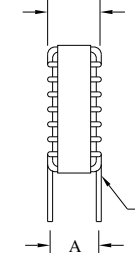
Samples available. See website for ordering information.

Unit: inch/mm

Vertical



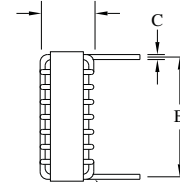
0.55/14.0(Max.)



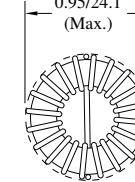
0.5/12.7 lead length tinned to within 0.062/1.57 above mounting plane.

Horizontal

0.55/14.0(Max.)



0.95/24.1 (Max.)



0.5/12.7 lead length tinned to within 0.062/1.57 above mounting plane.