


## TWO IN ONE COMBICON Headers for Through Hole Reflow Processes, 5.08 mm Pitch

---

With the "TWO IN ONE" solution for COMBICON THR pin strips, it is now possible to have components with a high number of positions, i.e. 12 - 24. The THR pin strip is assembled on the PCB from two segments. The inner side panels have not been added to the segments. This makes room for the housings to be mounted and aligned without contact. After reflow soldering, one has the same properties as with single section pin strips, i.e. plugging remains as convenient as before.

All pin strips are made of high temperature resistant Liquid Crystal Polymer (LCP) and are suitable for use in lead-free solder processes with high peak temperatures.



### COMBICON Select

The COMBICON search engine with CAD downloading

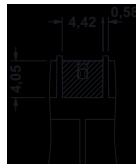


COMBICON Select – the printed circuit board connection software supports your workflow from the PCB and housing layout to the ordering process with:


- Systematic and fast selection of products
- Universal Internet aided engineering with extensive CAD downloading
- Easy-to-use e-shopping functions.

<http://select.phoenixcontact.com>

# CCA 2,5/...-GL(R)-5,08P26THR 5.08 mm Pitch



Bottom view, free space for solder paste, 0.5 mm deep



### Note:

COMBICON plug connectors may only be actuated in the no-load condition. If smaller loads need to be switched for operational reasons, experimental values are available on request.

Description	No. of pos.	Dim. a [mm]	Type	Order No.	Pcs./Pkt.
<b>Header with panel on one side,</b> plug-in direction parallel to the PCB, pin length 2.6 mm, 5.08 mm pitch, color: black	6	25.40	CCA 2,5/6-GL-5,08P26THR	19 59 10 5	50
	7	30.48	CCA 2,5/7-GL-5,08P26THR	19 59 11 8	
	8	35.56	CCA 2,5/8-GL-5,08P26THR	19 59 12 1	
	9	40.64	CCA 2,5/9-GL-5,08P26THR	19 59 13 4	
	10	45.72	CCA 2,5/10-GL-5,08P26THR	19 59 14 7	
	11	50.80	CCA 2,5/11-GL-5,08P26THR	19 59 15 0	
<b>Header with panel on one side,</b> plug-in direction parallel to the PCB, pin length 2.6 mm, 5.08 mm pitch, color: black	6	25.40	CCA 2,5/6-GR-5,08P26THR	19 59 24 4	50
	7	30.48	CCA 2,5/7-GR-5,08P26THR	19 59 25 7	
	8	35.56	CCA 2,5/8-GR-5,08P26THR	19 59 26 0	
	9	40.64	CCA 2,5/9-GR-5,08P26THR	19 59 27 3	
	10	45.72	CCA 2,5/10-GR-5,08P26THR	19 59 28 6	
	11	50.80	CCA 2,5/11-GR-5,08P26THR	19 59 29 9	
	12	55.88	CCA 2,5/12-GR-5,08P26THR	19 59 30 9	
(1) <b>Coding element</b> , inserted into the recess on the header after the reflow assembly process, red insulation material			<b>CR-MSTB</b>	17 34 40 1	100
(2) <b>HT coding element</b> , inserted into the recess on the header before the reflow process, made of high temperature resistant beige plastic			<b>CR-MSTB NAT HT</b>	19 54 36 2	100
(3) <b>Marker card</b> , with 12 pcs. 10-section marker strips, white, self-adhesive, for 120 terminal blocks			<b>SK 5,08/3,8</b> (see COMBICON catalog)		

### Technical data

Dimensions	
Pitch	[mm]
Hole diameter	[mm]
Pin dimensions	[mm]x[mm]

see description

5.08  
1.5  
1x1

### Technical data in accordance with IEC/ DIN VDE

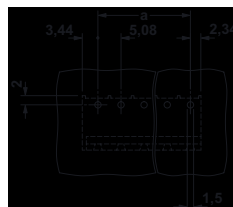
Insulating material group	-
Surge voltage category / contamination class	-/-
Rated voltage	[V]
Rated surge voltage	[kV]
Nominal current / cross section	[A]/[mm <sup>2</sup> ]
Maximum load current / cross section	[A]/[mm <sup>2</sup> ]

III / 3	IIIa	III / 2	II / 2
250	320	320	400
4	4	4	4
	12 / -	12 / -	

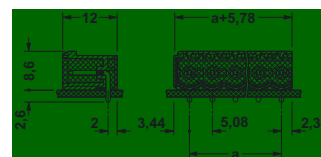
### Insulating material

Inflammability class in acc. with UL 94

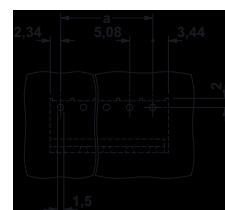
LCP  
V0



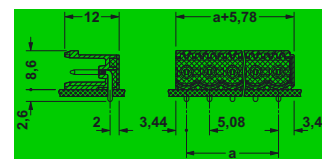
CCA 2,5/...-GL-5,08P26THR



CCA 2,5/...-GL-5,08P26THR

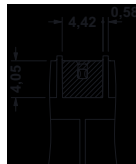


CCA 2,5/...-GR-5,08P26THR




CCA 2,5/...-GR-5,08P26THR

# CCA 2,5/...-GL(R)-5,08RNP26THR 5.08 mm Pitch



Bottom view, free space for solder paste, 0.5 mm deep



### Note:

COMBICON plug connectors may only be actuated in the no-load condition. If smaller loads need to be switched for operational reasons, experimental values are available on request.

Description	No. of pos.	Dim. a [mm]	Type	Order No.	Pcs./Pkt.		
<b>Header with engagement nose on one side,</b> plug-in direction parallel to the PCB, pin length 2.6 mm, 5.08 mm pitch, color: black	6	25.40	CCA 2,5/6-GL-5,08RNP26THR	19 59 38 3	50		
	7	30.48	CCA 2,5/7-GL-5,08RNP26THR	19 59 39 6			
	8	35.56	CCA 2,5/8-GL-5,08RNP26THR	19 59 40 6			
	9	40.64	CCA 2,5/9-GL-5,08RNP26THR	19 59 41 9			
	10	45.72	CCA 2,5/10-GL-5,08RNP26THR	19 59 42 2			
	11	50.80	CCA 2,5/11-GL-5,08RNP26THR	19 59 43 5			
<b>Header with engagement nose on one side,</b> plug-in direction parallel to the PCB, pin length 2.6 mm, 5.08 mm pitch, color: black	12	55.88	CCA 2,5/12-GL-5,08RNP26THR	19 59 44 8	50		
	6	25.40	CCA 2,5/6-GR-5,08RNP26THR	19 59 52 9			
	7	30.48	CCA 2,5/7-GR-5,08RNP26THR	19 59 53 2			
	8	35.56	CCA 2,5/8-GR-5,08RNP26THR	19 59 54 5			
	9	40.64	CCA 2,5/9-GR-5,08RNP26THR	19 59 55 8			
	10	45.72	CCA 2,5/10-GR-5,08RNP26THR	19 59 56 1			
(1) <b>Coding element</b> , inserted into the recess on the header after the reflow assembly process, red insulation material	11	50.80	CCA 2,5/11-GR-5,08RNP26THR	19 59 57 4	100		
	12	55.88	CCA 2,5/12-GR-5,08RNP26THR	19 59 58 7			
			CR-MSTB	17 34 40 1			
	(2) <b>HT coding element</b> , inserted into the recess on the header before the reflow process, made of high temperature resistant beige plastic			CR-MSTB NAT HT		19 54 36 2	
	(3) <b>Marker card</b> , with 12 pcs. 10-section marker strips, white, self-adhesive, for 120 terminal blocks			SK 5,08/3,8 (see COMBICON catalog)			

### Technical data

Dimensions		
Pitch	[mm]	5.08
Hole diameter	[mm]	1.5
Pin dimensions	[mm]x[mm]	1x1

### Technical data in accordance with IEC/ DIN VDE

Insulating material group	-	IIIa
Surge voltage category / contamination class	-/-	III / 2
Rated voltage	[V]	250
Rated surge voltage	[kV]	4
Nominal current / cross section	[A]/[mm <sup>2</sup> ]	12 / -
Maximum load current / cross section	[A]/[mm <sup>2</sup> ]	12 / -

### Insulating material

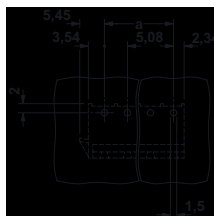
Inflammability class in acc. with UL 94

see description

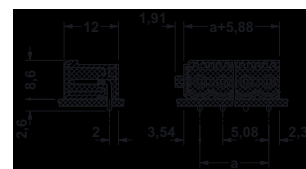
5.08

1.5

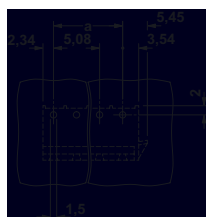
1x1



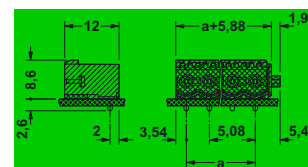
CCA 2,5/...-GL-5,08RNP26THR



CCA 2,5/...-GL-5,08RNP26THR

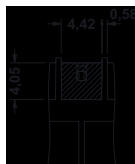


CCA 2,5/...-GR-5,08RNP26THR



CCA 2,5/...-GR-5,08RNP26THR


# CC 2,5/...-GFL(R)-5,08P26THR 5.08 mm Pitch



Bottom view, free space for solder paste, 0.5 mm deep

**Note:**

COMBICON plug connectors may only be actuated in the no-load condition. If smaller loads need to be switched for operational reasons, experimental values are available on request.



Description	No. of pos.	Dim. a [mm]	Type	Order No.	Pcs./Pkt.
<b>Header with threaded flange on one side,</b> plug-in direction parallel to the PCB, pin length 2.6 mm, 5.08 mm pitch, color: black	6	25.40	CC 2,5/6-GFL-5,08P26THR	19 56 30 2	50
	7	30.48	CC 2,5/7-GFL-5,08P26THR	19 56 31 5	
	8	35.56	CC 2,5/8-GFL-5,08P26THR	19 56 32 8	
	9	40.64	CC 2,5/9-GFL-5,08P26THR	19 56 33 1	
	10	45.72	CC 2,5/10-GFL-5,08P26THR	19 56 34 4	
	11	50.80	CC 2,5/11-GFL-5,08P26THR	19 56 35 7	
<b>Header with threaded flange on one side,</b> plug-in direction parallel to the PCB, pin length 2.6 mm, 5.08 mm pitch, color: black	6	25.40	CC 2,5/6-GFR-5,08P26THR	19 56 44 1	50
	7	30.48	CC 2,5/7-GFR-5,08P26THR	19 56 45 4	
	8	35.56	CC 2,5/8-GFR-5,08P26THR	19 56 46 7	
	9	40.64	CC 2,5/9-GFR-5,08P26THR	19 56 47 0	
	10	45.72	CC 2,5/10-GFR-5,08P26THR	19 56 48 3	
	11	50.80	CC 2,5/11-GFR-5,08P26THR	19 56 49 6	
(1) <b>Coding element</b> , inserted into the recess on the header after the reflow assembly process, red insulation material			CR-MSTB	17 34 40 1	100
	(2) <b>HT coding element</b> , inserted into the recess on the header before the reflow process, made of high temperature resistant beige plastic			CR-MSTB NAT HT	19 54 36 2
(3) <b>Marker card</b> , with 12 pcs. 10-section marker strips, white, self-adhesive, for 120 terminal blocks			SK 5,08/3,8 (see COMBICON catalog)		

**Technical data**

Dimensions	
Pitch	[mm] 5.08
Hole diameter	[mm] 1.5
Pin dimensions	[mm]x[mm] 1x1

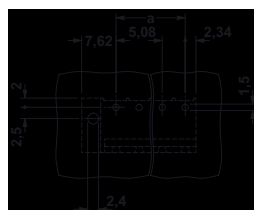
**Technical data in accordance with IEC/ DIN VDE**

Insulating material group	-
Surge voltage category / contamination class	-/- III / 3
Rated voltage	[V] 250
Rated surge voltage	[kV] 4
Nominal current / cross section	[A]/[mm²] 12 / -
Maximum load current / cross section	[A]/[mm²] 12 / -

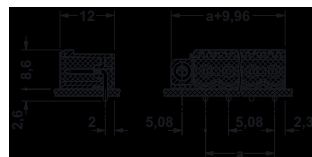
**Insulating material**

Inflammability class in acc. with UL 94

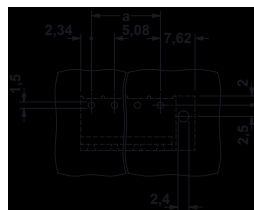
see description			
	IIIa	III / 2	II / 2
	320	400	
	4	4	
	12 / -	12 / -	
	LCP		
	V0		



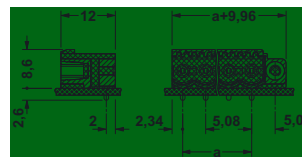
CC 2,5/...-GFL-5,08P26THR



CC 2,5/...-GFL-5,08P26THR

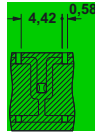


CC 2,5/...-GFR-5,08P26THR




CC 2,5/...-GFR-5,08P26THR

# CCVA 2,5/...-GL(R)-5,08P26THR 5.08 mm Pitch



Bottom view, free space for solder paste, 0.55 mm deep



**Note:**

COMBICON plug connectors may only be actuated in the no-load condition. If smaller loads need to be switched for operational reasons, experimental values are available on request.

Description	No. of pos.	Dim. a [mm]	Type	Order No.	Pcs./Pkt.
<b>Header with panel on one side,</b> plug-in direction vertical to the PCB, pin length 2.6 mm, 5.08 mm pitch, color: black	6	25.40	CCVA 2,5/6-GL-5,08P26THR	19 59 94 3	50
	7	30.48	CCVA 2,5/7-GL-5,08P26THR	19 59 95 6	
	8	35.56	CCVA 2,5/8-GL-5,08P26THR	19 59 96 9	
	9	40.64	CCVA 2,5/9-GL-5,08P26THR	19 59 97 2	
	10	45.72	CCVA 2,5/10-GL-5,08P26THR	19 59 98 5	
	11	50.80	CCVA 2,5/11-GL-5,08P26THR	19 59 99 8	
<b>Header with panel on one side,</b> plug-in direction vertical to the PCB, pin length 2.6 mm, 5.08 mm pitch, color: black	12	55.88	CCVA 2,5/12-GL-5,08P26THR	19 60 00 0	50
	6	25.40	CCVA 2,5/6-GR-5,08P26THR	19 60 12 3	
	7	30.48	CCVA 2,5/7-GR-5,08P26THR	19 60 13 6	
	8	35.56	CCVA 2,5/8-GR-5,08P26THR	19 60 14 9	
	9	40.64	CCVA 2,5/9-GR-5,08P26THR	19 60 15 2	
	10	45.72	CCVA 2,5/10-GR-5,08P26THR	19 60 16 5	
(1) <b>Coding element</b> , inserted into the recess on the header after the reflow assembly process, red insulation material	11	50.80	CCVA 2,5/11-GR-5,08P26THR	19 60 17 8	100
	12	55.88	CCVA 2,5/12-GR-5,08P26THR	19 60 18 1	
(2) <b>HT coding element</b> , inserted into the recess on the header before the reflow process, made of high temperature resistant beige plastic			<b>CR-MSTB</b>	17 34 40 1	100
(3) <b>Marker card</b> , with 12 pcs. 10-section marker strips, white, self-adhesive, for 120 terminal blocks			<b>CR-MSTB NAT HT</b>	19 54 36 2	100
			<b>SK 5,08/3,8</b> (see COMBICON catalog)		

**Technical data**

Dimensions	
Pitch	[mm] 5.08
Hole diameter	[mm] 1.5
Pin dimensions	[mm]x[mm] 1x1

**Technical data in accordance with IEC/ DIN VDE**

Insulating material group	-	IIIa
Surge voltage category / contamination class	-/-	III / 3
Rated voltage	[V] 250	III / 2
Rated surge voltage	[kV] 4	II / 2
Nominal current / cross section	[A]/[mm²] 12 / -	4
Maximum load current / cross section	[A]/[mm²] 12 / -	

**Insulating material**

Inflammability class in acc. with UL 94

see description

5.08

1.5

1x1

IIIa

III / 3

250

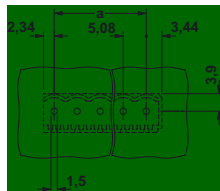
4

12 / -

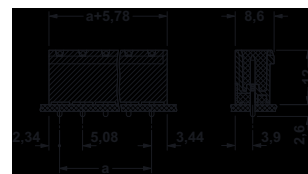
12 / -

LCP

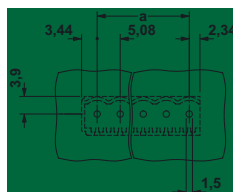
V0



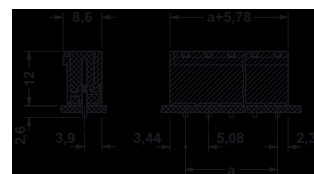
CCVA 2,5/...-GL-5,08P26THR



CCVA 2,5/...-GL-5,08P26THR

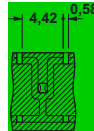


CCVA 2,5/...-GR-5,08P26THR



CCVA 2,5/...-GR-5,08P26THR


# CCVA 2,5/...-GL(R)-5,08RNP26THR 5.08 mm Pitch



Bottom view, free space for solder paste, 0.55 mm deep

**Note:**

COMBICON plug connectors may only be actuated in the no-load condition. If smaller loads need to be switched for operational reasons, experimental values are available on request.



Description	No. of pos.	Dim. a [mm]	Type	Order No.	Pcs./Pkt.
<b>Header with engagement nose on one side,</b> plug-in direction vertical to the PCB, pin length 2.6 mm, 5.08 mm pitch, color: black	6	25.40	CCVA 2,5/6-GL-5,08RNP26THR	19 60 26 2	50
	7	30.48	CCVA 2,5/7-GL-5,08RNP26THR	19 60 27 5	
	8	35.56	CCVA 2,5/8-GL-5,08RNP26THR	19 60 28 8	
	9	40.64	CCVA 2,5/9-GL-5,08RNP26THR	19 60 29 1	
	10	45.72	CCVA 2,5/10-GL-5,08RNP26THR	19 60 31 4	
	11	50.80	CCVA 2,5/11-GL-5,08RNP26THR	19 60 32 7	
	12	55.88	CCVA 2,5/12-GL-5,08RNP26THR	19 60 33 0	
<b>Header with engagement nose on one side,</b> plug-in direction vertical to the PCB, pin length 2.6 mm, 5.08 mm pitch, color: black	6	25.40	CCVA 2,5/6-GR-5,08RNP26THR	19 60 41 1	50
	7	30.48	CCVA 2,5/7-GR-5,08RNP26THR	19 60 42 4	
	8	35.56	CCVA 2,5/8-GR-5,08RNP26THR	19 60 43 7	
	9	40.64	CCVA 2,5/9-GR-5,08RNP26THR	19 60 44 0	
	10	45.72	CCVA 2,5/10-GR-5,08RNP26THR	19 60 45 3	
	11	50.80	CCVA 2,5/11-GR-5,08RNP26THR	19 60 46 6	
	12	55.88	CCVA 2,5/12-GR-5,08RNP26THR	19 60 47 9	
(1) <b>Coding element</b> , inserted into the recess on the header after the reflow assembly process, red insulation material			CR-MSTB	17 34 40 1	100
(2) <b>HT coding element</b> , inserted into the recess on the header before the reflow process, made of high temperature resistant beige plastic			CR-MSTB NAT HT	19 54 36 2	100
(3) <b>Marker card</b> , with 12 pcs. 10-section marker strips, white, self-adhesive, for 120 terminal blocks			SK 5,08/3,8 (see COMBICON catalog)		

**Technical data**

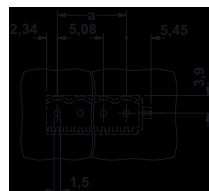
Dimensions		
Pitch	[mm]	5.08
Hole diameter	[mm]	1.5
Pin dimensions	[mm]x[mm]	1x1

**Technical data in accordance with IEC/ DIN VDE**

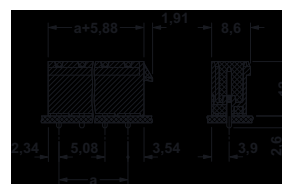
Insulating material group	-	IIIa	III / 2	II / 2
Surge voltage category / contamination class	-/-	III / 3	320	400
Rated voltage	[V]	250	4	4
Rated surge voltage	[kV]	4	12 / -	12 / -
Nominal current / cross section	[A]/[mm <sup>2</sup> ]		LCP	V0
Maximum load current / cross section	[A]/[mm <sup>2</sup> ]			

**Insulating material**

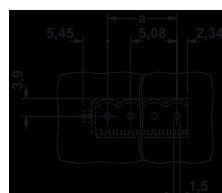
Inflammability class in acc. with UL 94



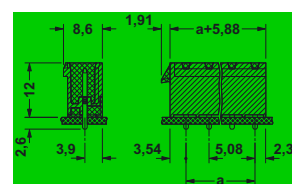
CCVA 2,5/...-GL-5,08RNP26THR



CCVA 2,5/...-GL-5,08RNP26THR



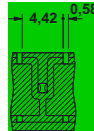
CCVA 2,5/...-GR-5,08RNP26THR



CCVA 2,5/...-GR-5,08RNP26THR




# CCV 2,5/...-GFL(R)-5,08P26THR 5.08 mm Pitch



Bottom view, free space for solder paste, 0.55 mm deep

**Note:**

COMBICON plug connectors may only be actuated in the no-load condition. If smaller loads need to be switched for operational reasons, experimental values are available on request.



Description	No. of pos.	Dim. a [mm]	Type	Order No.	Pcs./Pkt.
<b>Header with threaded flange on one side,</b> plug-in direction vertical to the PCB, pin length 2.6 mm, 5.08 mm pitch, color: black	6	25.40	<b>CCV 2,5/6-GFL-5,08P26THR</b>	<b>19 59 66 8</b>	50
	7	30.48	<b>CCV 2,5/7-GFL-5,08P26THR</b>	<b>19 59 67 1</b>	
	8	35.56	<b>CCV 2,5/8-GFL-5,08P26THR</b>	<b>19 59 68 4</b>	
	9	40.64	<b>CCV 2,5/9-GFL-5,08P26THR</b>	<b>19 59 69 7</b>	
	10	45.72	<b>CCV 2,5/10-GFL-5,08P26THR</b>	<b>19 59 70 7</b>	
	11	50.80	<b>CCV 2,5/11-GFL-5,08P26THR</b>	<b>19 59 71 0</b>	
<b>Header with threaded flange on one side,</b> plug-in direction vertical to the PCB, pin length 2.6 mm, 5.08 mm pitch, color: black	6	25.40	<b>CCV 2,5/6-GFR-5,08P26THR</b>	<b>19 59 80 4</b>	50
	7	30.48	<b>CCV 2,5/7-GFR-5,08P26THR</b>	<b>19 59 81 7</b>	
	8	35.56	<b>CCV 2,5/8-GFR-5,08P26THR</b>	<b>19 59 82 0</b>	
	9	40.64	<b>CCV 2,5/9-GFR-5,08P26THR</b>	<b>19 59 83 3</b>	
	10	45.72	<b>CCV 2,5/10-GFR-5,08P26THR</b>	<b>19 59 84 6</b>	
	11	50.80	<b>CCV 2,5/11-GFR-5,08P26THR</b>	<b>19 59 85 9</b>	
12	55.88	<b>CCV 2,5/12-GFR-5,08P26THR</b>	<b>19 59 86 2</b>		
(1) <b>Coding element</b> , inserted into the recess on the header after the reflow assembly process, red insulation material			<b>CR-MSTB</b>	<b>17 34 40 1</b>	100
(2) <b>HT coding element</b> , inserted into the recess on the header before the reflow process, made of high temperature resistant beige plastic			<b>CR-MSTB NAT HT</b>	<b>19 54 36 2</b>	100
(3) <b>Marker card</b> , with 12 pcs. 10-section marker strips, white, self-adhesive, for 120 terminal blocks			<b>SK 5,08/3,8</b> (see COMBICON catalog)		

**Technical data**

Dimensions	
Pitch	[mm] 5.08
Hole diameter	[mm] 1.5
Pin dimensions	[mm]x[mm] 1x1

**Technical data in accordance with IEC/ DIN VDE**

Insulating material group	-	IIIa
Surge voltage category / contamination class	-/-	III / 2
Rated voltage	[V] 250	320
Rated surge voltage	[kV] 4	4
Nominal current / cross section	[A]/[mm²] 12 / -	12 / -
Maximum load current / cross section	[A]/[mm²] 12 / -	12 / -

**Insulating material**

Inflammability class in acc. with UL 94

see description

5.08

1.5

1x1

IIIa

III / 3

320

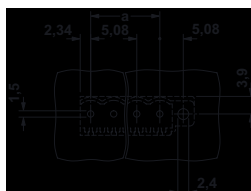
4

12 / -

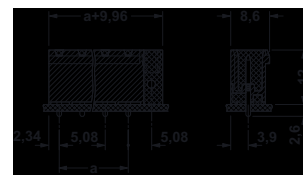
12 / -

LCP

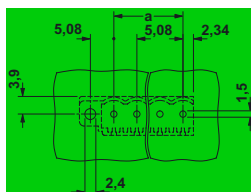
V0



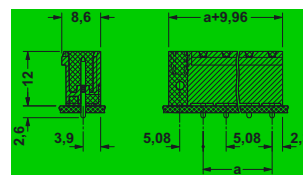
CCV 2,5/...-GFL-5,08P26THR



CCV 2,5/...-GFL-5,08P26THR



CCV 2,5/...-GFR-5,08P26THR



CCV 2,5/...-GFR-5,08P26THR


## TWO IN ONE COMBICON headers, taped, 5.08 mm pitch, horizontal and vertical designs

---

With the "TWO IN ONE" solution for COMBICON THR pin strips, it is now possible to have components with a high number of positions, i.e. 12 - 24. Packaging in accordance with modern industrial standards, particularly tape widths of 56 to 88 mm, remains unchanged. The same processing equipment and familiar requirements for the mounting process, as already apply for pin strips with a low number of positions, facilitate integration in existing production processes.

The THR pin strip is assembled on the PCB from two segments. Each segment is packaged in a tape. The inner side panels have not been added to the segments. This makes room for the housings to be mounted and aligned without contact. After reflow soldering, one has the same properties as with single section pin strips, i.e. plugging remains as convenient as before.

All pin strips are made of high temperature resistant Liquid Crystal Polymer (LCP) and are suitable for use in lead-free solder processes with high peak temperatures.







# CCA 2,5/...-GL(R)-5,08P26THRR... 5.08 mm Pitch



**Note:**

COMBICON plug connectors may only be actuated in the no-load condition. If smaller loads need to be switched for operational reasons, experimental values are available on request.

Description	No. of pos.	Dim. a [mm]	Type	Order No.	Pcs./Pkt.
<b>Taped header with panel on one side,</b> plug-in direction parallel to the PCB, pin length 2.6 mm, 5.08 mm pitch, color: black	6	25.40	CCA 2,5/6-GL-5,08P26THRR56	19 59 17 6	330
	7	30.48	CCA 2,5/7-GL-5,08P26THRR56	19 59 18 9	330
	8	35.56	CCA 2,5/8-GL-5,08P26THRR56	19 59 19 2	330
	9	40.64	CCA 2,5/9-GL-5,08P26THRR88	19 59 20 2	240
	10	45.72	CCA 2,5/10-GL-5,08P26THRR88	19 59 21 5	240
	11	50.80	CCA 2,5/11-GL-5,08P26THRR88	19 59 22 8	240
12	55.88	CCA 2,5/12-GL-5,08P26THRR88	19 59 23 1	240	
<b>Taped header with panel on one side,</b> plug-in direction parallel to the PCB, pin length 2.6 mm, 5.08 mm pitch, color: black	6	25.40	CCA 2,5/6-GR-5,08P26THRR56	19 59 31 2	330
	7	30.48	CCA 2,5/7-GR-5,08P26THRR56	19 59 32 5	330
	8	35.56	CCA 2,5/8-GR-5,08P26THRR56	19 59 33 8	330
	9	40.64	CCA 2,5/9-GR-5,08P26THRR88	19 59 34 1	240
	10	45.72	CCA 2,5/10-GR-5,08P26THRR88	19 59 35 4	240
	11	50.80	CCA 2,5/11-GR-5,08P26THRR88	19 59 36 7	240
12	55.88	CCA 2,5/12-GR-5,08P26THRR88	19 59 37 0	240	
(1) <b>Coding element</b> , inserted into the recess on the header after the reflow assembly process, red insulation material			CR-MSTB	17 34 40 1	100
(2) <b>HT coding element<sup>1)</sup></b> , inserted into the recess on the header before the reflow process, made of high temperature resistant beige plastic			CR-MSTB NAT HT	19 54 36 2	100
(3) <b>Marker card</b> , with 12 pcs. 10-section marker strips, white, self-adhesive, for 120 terminal blocks			SK 5,08/3,8 (see COMBICON catalog)		

**Technical data**

Dimensions	
Pitch	[mm] 5.08
Hole diameter	[mm] 1.5
Pin dimensions	[mm]x[mm] 1x1

**Technical data in accordance with IEC/ DIN VDE**

Insulating material group	-	IIIa
Surge voltage category / contamination class	-/-	III / 2
Rated voltage	[V] 250	320
Rated surge voltage	[kV] 4	4
Nominal current / cross section	[A]/[mm <sup>2</sup> ] 12 / -	12 / -
Maximum load current / cross section	[A]/[mm <sup>2</sup> ] 12 / -	12 / -

**Insulating material**

Inflammability class in acc. with UL 94

see description

5.08

1.5

1x1

IIIa

III / 2

250

4

12 / -

12 / -

LCP

V0

Dimensional drawings, see page 2

Dimensional drawings of tapes, see page 12.



<sup>1)</sup> Pre-coded taped articles are available on request.

# CCA 2,5/...-GL(R)-5,08RNP26THRR... 5.08 mm Pitch



**Note:**

COMBICON plug connectors may only be actuated in the no-load condition. If smaller loads need to be switched for operational reasons, experimental values are available on request.

Description	No. of pos.	Dim. a [mm]	Type	Order No.	Pcs./Pkt.
<b>Taped header with engagement nose on one side</b> , plug-in direction parallel to the PCB, pin length 2.6 mm, 5.08 mm pitch, color: black	6	25.40	CCA 2,5/6-GL-5,08RNP26THRR56	19 59 45 1	330
	7	30.48	CCA 2,5/7-GL-5,08RNP26THRR56	19 59 46 4	330
	8	35.56	CCA 2,5/8-GL-5,08RNP26THRR88	19 59 47 7	240
	9	40.64	CCA 2,5/9-GL-5,08RNP26THRR88	19 59 48 0	240
	10	45.72	CCA 2,5/10-GL-5,08RNP26THRR88	19 59 49 3	240
	11	50.80	CCA 2,5/11-GL-5,08RNP26THRR88	19 59 50 3	240
	12	55.88	CCA 2,5/12-GL-5,08RNP26THRR88	19 59 51 6	240
<b>Taped header with engagement nose on one side</b> , plug-in direction parallel to the PCB, pin length 2.6 mm, 5.08 mm pitch, color: black	6	25.40	CCA 2,5/6-GR-5,08RNP26THRR56	19 59 59 0	330
	7	30.48	CCA 2,5/7-GR-5,08RNP26THRR56	19 59 60 0	330
	8	35.56	CCA 2,5/8-GR-5,08RNP26THRR88	19 59 61 3	240
	9	40.64	CCA 2,5/9-GR-5,08RNP26THRR88	19 59 62 6	240
	10	45.72	CCA 2,5/10-GR-5,08RNP26THRR88	19 59 63 9	240
	11	50.80	CCA 2,5/11-GR-5,08RNP26THRR88	19 59 64 2	240
	12	55.88	CCA 2,5/12-GR-5,08RNP26THRR88	19 59 65 5	240
(1) <b>Coding element</b> , inserted into the recess on the header after the reflow assembly process, red insulation material			CR-MSTB	17 34 40 1	100
(2) <b>HT coding element<sup>1)</sup></b> , inserted into the recess on the header before the reflow process, made of high temperature resistant beige plastic			CR-MSTB NAT HT	19 54 36 2	100
(3) <b>Marker card</b> , with 12 pcs. 10-section marker strips, white, self-adhesive, for 120 terminal blocks			SK 5,08/3,8 (see COMBICON catalog)		

**Technical data**

Dimensions	
Pitch	[mm]
Hole diameter	[mm]
Pin dimensions	[mm]x[mm]

see description

5.08

1.5

1x1

**Technical data in accordance with IEC/ DIN VDE**

Insulating material group	-	IIIa	III / 2	II / 2
Surge voltage category / contamination class	-/-	III / 3	320	400
Rated voltage	[V]	250	4	4
Rated surge voltage	[kV]	4	12 / -	12 / -
Nominal current / cross section	[A]/[mm <sup>2</sup> ]			
Maximum load current / cross section	[A]/[mm <sup>2</sup> ]			

**Insulating material**

Inflammability class in acc. with UL 94

LCP

V0

Dimensional drawings, see 3

Dimensional drawings of tapes, see page 12.



<sup>1)</sup> Pre-coded taped articles are available on request.

# CC 2,5/...-GFL(R)-5,08P26THRR... 5.08 mm Pitch



**Note:**

COMBICON plug connectors may only be actuated in the no-load condition. If smaller loads need to be switched for operational reasons, experimental values are available on request.

Description	No. of pos.	Dim. a [mm]	Type	Order No.	Pcs./Pkt.
<b>Taped header with threaded flange on one side</b> , plug-in direction parallel to the PCB, pin length 2.6 mm, 5.08 mm pitch, color: black	6	25.40	CC 2,5/6-GFL-5,08P26THRR56	19 56 37 3	330
	7	30.48	CC 2,5/7-GFL-5,08P26THRR56	19 56 38 6	330
	8	35.56	CC 2,5/8-GFL-5,08P26THRR88	19 56 39 9	240
	9	40.64	CC 2,5/9-GFL-5,08P26THRR88	19 56 40 9	240
	10	45.72	CC 2,5/10-GFL-5,08P26THRR88	19 56 41 2	240
	11	50.80	CC 2,5/11-GFL-5,08P26THRR88	19 56 42 5	240
12	55.88	CC 2,5/12-GFL-5,08P26THRR88	19 56 43 8	240	
<b>Taped header with threaded flange on one side</b> , plug-in direction parallel to the PCB, pin length 2.6 mm, 5.08 mm pitch, color: black	6	25.40	CC 2,5/6-GFR-5,08P26THRR56	19 56 51 9	330
	7	30.48	CC 2,5/7-GFR-5,08P26THRR56	19 56 52 2	330
	8	35.56	CC 2,5/8-GFR-5,08P26THRR88	19 56 53 5	240
	9	40.64	CC 2,5/9-GFR-5,08P26THRR88	19 56 54 8	240
	10	45.72	CC 2,5/10-GFR-5,08P26THRR88	19 56 55 1	240
	11	50.80	CC 2,5/11-GFR-5,08P26THRR88	19 56 56 4	240
12	55.88	CC 2,5/12-GFR-5,08P26THRR88	19 56 57 7	240	
(1) <b>Coding element</b> , inserted into the recess on the header after the reflow assembly process, red insulation material			CR-MSTB	17 34 40 1	100
(2) <b>HT coding element<sup>1)</sup></b> , inserted into the recess on the header before the reflow process, made of high temperature resistant beige plastic			CR-MSTB NAT HT	19 54 36 2	100
(3) <b>Marker card</b> , with 12 pcs. 10-section marker strips, white, self-adhesive, for 120 terminal blocks			SK 5,08/3,8 (see COMBICON catalog)		

**Technical data**

Dimensions		
Pitch	[mm]	5.08
Hole diameter	[mm]	1.5
Pin dimensions	[mm]x[mm]	1x1

**Technical data in accordance with IEC/ DIN VDE**

Insulating material group	-	IIIa	III / 2	II / 2
Surge voltage category / contamination class	-/-	III / 3	320	400
Rated voltage	[V]	250	4	4
Rated surge voltage	[kV]	4	12 / -	12 / -
Nominal current / cross section	[A]/[mm <sup>2</sup> ]		LCP	V0
Maximum load current / cross section	[A]/[mm <sup>2</sup> ]			

**Insulating material**

Inflammability class in acc. with UL 94

Dimensional drawings, see page 4.

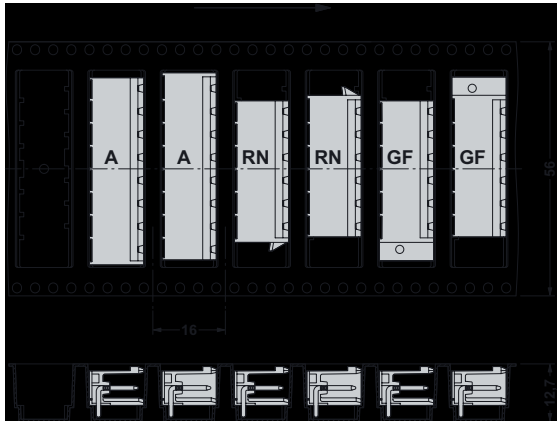
Dimensional drawings of tapes, see page 12.

<sup>1)</sup> Pre-coded taped articles are available on request.

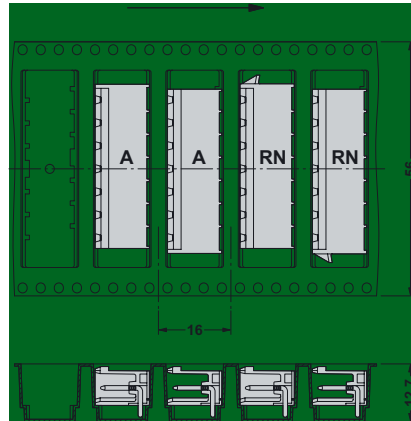
# TWO IN ONE COMBICON

## Headers, taped, pitch 5.08 mm, horizontal designs

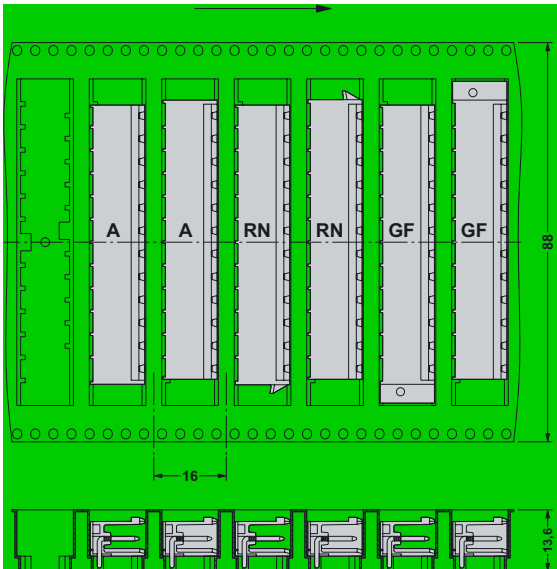
Feeder direction, tape width 56 mm (R56), even nos. of positions



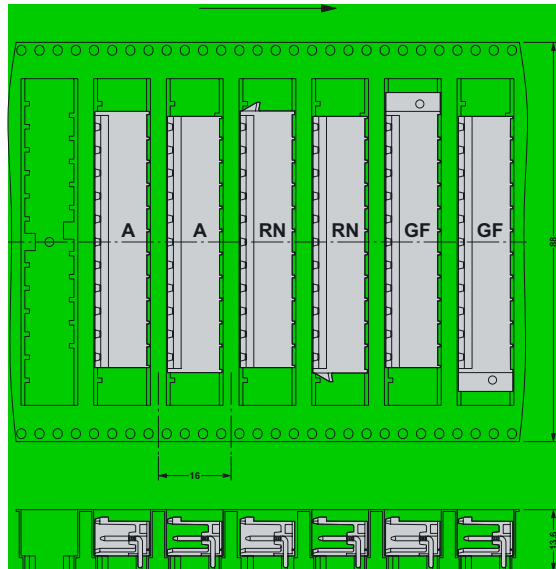
Feeder direction, tape width 56 mm (R56), odd nos. of positions



Feeder direction, tape width 88 mm (R88), even nos. of positions



Feeder direction, tape width 88 mm (R88), odd nos. of positions



# CCVA 2,5/...-GL(R)-5,08P26THRR... 5.08 mm Pitch



**Note:**

COMBICON plug connectors may only be actuated in the no-load condition. If smaller loads need to be switched for operational reasons, experimental values are available on request.

Description	No. of pos.	Dim. a [mm]	Type	Order No.	Pcs./Pkt.
<b>Taped header with panel on one side,</b> plug-in direction vertical to the PCB, pin length 2.6 mm, 5.08 mm pitch, color: black	6	25.40	CCVA 2,5/6-GL-5,08P26THRR56	19 60 04 2	140
	7	30.48	CCVA 2,5/7-GL-5,08P26THRR56	19 60 05 5	
	8	35.56	CCVA 2,5/8-GL-5,08P26THRR56	19 60 06 8	
	9	40.64	CCVA 2,5/9-GL-5,08P26THRR88	19 60 07 1	
	10	45.72	CCVA 2,5/10-GL-5,08P26THRR88	19 60 08 4	
	11	50.80	CCVA 2,5/11-GL-5,08P26THRR88	19 60 09 7	
<b>Taped header with panel on one side,</b> plug-in direction vertical to the PCB, pin length 2.6 mm, 5.08 mm pitch, color: black	12	55.88	CCVA 2,5/12-GL-5,08P26THRR88	19 60 11 0	140
	6	25.40	CCVA 2,5/6-GR-5,08P26THRR56	19 60 19 4	
	7	30.48	CCVA 2,5/7-GR-5,08P26THRR56	19 60 20 4	
	8	35.56	CCVA 2,5/8-GR-5,08P26THRR56	19 60 21 7	
	9	40.64	CCVA 2,5/9-GR-5,08P26THRR88	19 60 22 0	
	10	45.72	CCVA 2,5/10-GR-5,08P26THRR88	19 60 23 3	
(1) <b>Coding element</b> , inserted into the recess on the header after the reflow assembly process, red insulation material	11	50.80	CCVA 2,5/11-GR-5,08P26THRR88	19 60 24 6	100
	12	55.88	CCVA 2,5/12-GR-5,08P26THRR88	19 60 25 9	
(2) <b>HT coding element<sup>1)</sup></b> , inserted into the recess on the header before the reflow process, made of high temperature resistant beige plastic			<b>CR-MSTB</b>	17 34 40 1	100
(3) <b>Marker card</b> , with 12 pcs. 10-section marker strips, white, self-adhesive, for 120 terminal blocks			<b>CR-MSTB NAT HT</b>	19 54 36 2	100
			<b>SK 5,08/3,8</b> (see COMBICON catalog)		

**Technical data**

Dimensions	
Pitch	[mm]
Hole diameter	[mm]
Pin dimensions	[mm]x[mm]

see description

5.08  
1.5  
1x1

**Technical data in accordance with IEC/ DIN VDE**

Insulating material group	-	IIIa
Surge voltage category / contamination class	-/-	III / 2
Rated voltage	[V]	250
Rated surge voltage	[kV]	4
Nominal current / cross section	[A]/[mm <sup>2</sup> ]	12 / -
Maximum load current / cross section	[A]/[mm <sup>2</sup> ]	12 / -

III / 3  
4

320  
4  
12 / -  
12 / -

II / 2  
400  
4

**Insulating material**

Inflammability class in acc. with UL 94

LCP  
V0

Dimensional drawings, see page 5

Dimensional drawings of tapes, see page 16.



<sup>1)</sup> Pre-coded taped articles are available on request.

# CCVA 2,5/...-GL(R)-5,08RNP26THRR... 5.08 mm Pitch



**Note:**

COMBICON plug connectors may only be actuated in the no-load condition. If smaller loads need to be switched for operational reasons, experimental values are available on request.

Description	No. of pos.	Dim. a [mm]	Type	Order No.	Pcs./Pkt.
<b>Taped header with engagement nose on one side</b> , plug-in direction vertical to the PCB, pin length 2.6 mm, 5.08 mm pitch, color: black	6	25.40	CCVA 2,5/6-GL-5,08RNP26THRR56	19 60 34 3	140
	7	30.48	CCVA 2,5/7-GL-5,08RNP26THRR56	19 60 35 6	
	8	35.56	CCVA 2,5/8-GL-5,08RNP26THRR88	19 60 36 9	
	9	40.64	CCVA 2,5/9-GL-5,08RNP26THRR88	19 60 37 2	
	10	45.72	CCVA 2,5/10-GL-5,08RNP26THRR88	19 60 38 5	
	11	50.80	CCVA 2,5/11-GL-5,08RNP26THRR88	19 60 39 8	
	12	55.88	CCVA 2,5/12-GL-5,08RNP26THRR88	19 60 40 8	
<b>Taped header with engagement nose on one side</b> , plug-in direction vertical to the PCB, pin length 2.6 mm, 5.08 mm pitch, color: black	6	25.40	CCVA 2,5/6-GR-5,08RNP26THRR56	19 60 48 2	140
	7	30.48	CCVA 2,5/7-GR-5,08RNP26THRR56	19 60 49 5	
	8	35.56	CCVA 2,5/8-GR-5,08RNP26THRR88	19 60 50 5	
	9	40.64	CCVA 2,5/9-GR-5,08RNP26THRR88	19 60 51 8	
	10	45.72	CCVA 2,5/10-GR-5,08RNP26THRR88	19 60 52 1	
	11	50.80	CCVA 2,5/11-GR-5,08RNP26THRR88	19 60 53 4	
	12	55.88	CCVA 2,5/12-GR-5,08RNP26THRR88	19 60 54 7	
(1) <b>Coding element</b> , inserted into the recess on the header after the reflow assembly process, red insulation material			CR-MSTB	17 34 40 1	100
(2) <b>HT coding element<sup>1)</sup></b> , inserted into the recess on the header before the reflow process, made of high temperature resistant beige plastic			CR-MSTB NAT HT	19 54 36 2	100
(3) <b>Marker card</b> , with 12 pcs. 10-section marker strips, white, self-adhesive, for 120 terminal blocks			SK 5,08/3,8 (see COMBICON catalog)		

**Technical data**

Dimensions		
Pitch	[mm]	5.08
Hole diameter	[mm]	1.5
Pin dimensions	[mm]x[mm]	1x1

**Technical data in accordance with IEC/ DIN VDE**

Insulating material group	-	IIIa	III / 2	II / 2
Surge voltage category / contamination class	-/-	III / 3	320	400
Rated voltage	[V]	250	4	4
Rated surge voltage	[kV]	4	12 / -	12 / -
Nominal current / cross section	[A]/[mm <sup>2</sup> ]		LCP	V0
Maximum load current / cross section	[A]/[mm <sup>2</sup> ]			

**Insulating material**

Inflammability class in acc. with UL 94

**Dimensional drawings, see page 6.**

**Dimensional drawings of tapes, see page 16.**

<sup>1)</sup> Pre-coded taped articles are available on request.



# CCV 2,5/...-GFL(R)-5,08P26THRR... 5.08 mm Pitch



**Note:**

COMBICON plug connectors may only be actuated in the no-load condition. If smaller loads need to be switched for operational reasons, experimental values are available on request.

Description	No. of pos.	Dim. a [mm]	Type	Order No.	Pcs./Pkt.
<b>Taped header with threaded flange on one side</b> , plug-in direction vertical to the PCB, pin length 2.6 mm, 5.08 mm pitch, color: black	6	25.40	CCV 2,5/6-GFL-5,08P26THRR56	19 59 73 6	140
	7	30.48	CCV 2,5/7-GFL-5,08P26THRR56	19 59 74 9	
	8	35.56	CCV 2,5/8-GFL-5,08P26THRR88	19 59 75 2	
	9	40.64	CCV 2,5/9-GFL-5,08P26THRR88	19 59 76 5	
	10	45.72	CCV 2,5/10-GFL-5,08P26THRR88	19 59 77 8	
	11	50.80	CCV 2,5/11-GFL-5,08P26THRR88	19 59 78 1	
<b>Taped header with threaded flange on one side</b> , plug-in direction vertical to the PCB, pin length 2.6 mm, 5.08 mm pitch, color: black	12	55.88	CCV 2,5/12-GFL-5,08P26THRR88	19 59 79 4	140
	6	25.40	CCV 2,5/6-GFR-5,08P26THRR56	19 59 87 5	
	7	30.48	CCV 2,5/7-GFR-5,08P26THRR56	19 59 88 8	
	8	35.56	CCV 2,5/8-GFR-5,08P26THRR88	19 59 89 1	
	9	40.64	CCV 2,5/9-GFR-5,08P26THRR88	19 59 90 1	
	10	45.72	CCV 2,5/10-GFR-5,08P26THRR88	19 59 91 4	
(1) <b>Coding element</b> , inserted into the recess on the header after the reflow assembly process, red insulation material	11	50.80	CCV 2,5/11-GFR-5,08P26THRR88	19 59 92 7	100
	12	55.88	CCV 2,5/12-GFR-5,08P26THRR88	19 59 93 0	
(2) <b>HT coding element<sup>1)</sup></b> , inserted into the recess on the header before the reflow process, made of high temperature resistant beige plastic			<b>CR-MSTB</b>	17 34 40 1	100
(3) <b>Marker card</b> , with 12 pcs. 10-section marker strips, white, self-adhesive, for 120 terminal blocks			<b>CR-MSTB NAT HT</b>	19 54 36 2	100
			<b>SK 5,08/3,8</b> (see COMBICON catalog)		

**Technical data**

Dimensions		
Pitch	[mm]	5.08
Hole diameter	[mm]	1.5
Pin dimensions	[mm]x[mm]	1x1

**Technical data in accordance with IEC/ DIN VDE**

Insulating material group	-	IIIa	III / 2	II / 2
Surge voltage category / contamination class	-/-	III / 3	320	400
Rated voltage	[V]	250	4	4
Rated surge voltage	[kV]	4	12 / -	12 / -
Nominal current / cross section	[A]/[mm <sup>2</sup> ]			
Maximum load current / cross section	[A]/[mm <sup>2</sup> ]			

**Insulating material**

Inflammability class in acc. with UL 94

see description

5.08

1.5

1x1

IIIa

III / 2

320

4

4

12 / -

12 / -

LCP

V0

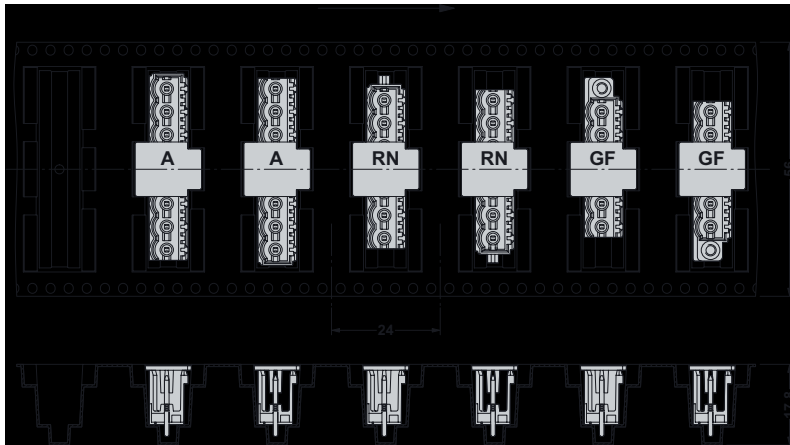
Dimensional drawings, see page 7.

Dimensional drawings of tapes, see page 16.

<sup>1)</sup> Pre-coded taped articles are available on request.

# TWO IN ONE COMBICON Headers, taped, pitch 5.08 mm, vertical designs

Feeder direction, tape width 56 mm (R56), even and odd nos. of positions



Feeder direction, tape width 88 mm (R88), even and odd nos. of positions

