

## Ground modular terminal block - PTPOWER 95-PE - 3260106

Please be informed that the data shown in this PDF Document is generated from our Online Catalog. Please find the complete data in the user's documentation. Our General Terms of Use for Downloads are valid (<http://phoenixcontact.com/download>)



Ground modular terminal block, number of connections: 2, number of positions: 1, connection method: Power-Turn connection, 1 level, Rated cross section: 95 mm<sup>2</sup>, cross section: 25 mm<sup>2</sup> - 95 mm<sup>2</sup>, mounting type: 2.3 mm copper DIN rail, color: green-yellow

### Your advantages

- ✓ Quick and easy connection is now also possible for large conductors with the high-current terminal block
- ✓ The compact design enables wiring in a confined space
- ✓ The Push-in connection terminal blocks are characterized by the system features of the CLIPLINE complete system and by easy and tool-free wiring of conductors with ferrules or solid conductors
- ✓ In addition to using the existing test connection, pick-off terminal blocks can be connected, each of which can also accommodate two test cables
- ✓ Tested for railway applications



### Key Commercial Data

|                                      |   |
|--------------------------------------|---|
| Packing unit                         | 1 pc  |
| Minimum order quantity               | 3 pc  |
| GTIN                                 | <br>4 046356 778749 |
| GTIN                                 | 4046356778749   |
| Weight per Piece (excluding packing) | 306.670 g   |
| Custom tariff number                 | 85369010  |
| Country of origin                    | Poland  |

### Technical data

#### General

|                       |   |
|-----------------------|---|
| Number of positions   | 1 |
| Number of rows        | 1 |
| Number of connections | 2 |

## Ground modular terminal block - PTPOWER 95-PE - 3260106

### Technical data

#### General

|   |  |
|---|--|
| Nominal cross section   | 95 mm <sup>2</sup>                             |
| Color   | green-yellow                                   |
| Insulating material   | PA   |
| Flammability rating according to UL 94                                  | V0   |
| Area of application   | Railway industry                               |
|   | Machine building                               |
|   | Plant engineering                              |
| Mounting type   | 2.3 mm copper DIN rail                         |
| Rated surge voltage   | 8 kV   |
| Degree of pollution   | 3  |
| Overvoltage category  | III  |
| Insulating material group   | I  |
| Maximum power dissipation for nominal condition                         | 7.54 W   |
| Open side panel   | No   |
| Shock protection test specification                                     | DIN EN 50274 (VDE 0660-514):2002-11            |
| Back of the hand protection   | guaranteed                                     |
| Finger protection   | guaranteed                                     |
| Oscillation, broadband noise test result                                | Test passed                                    |
| Test specification, oscillation, broadband noise                        | DIN EN 50155 (VDE 0115-200):2008-03            |
| Test spectrum   | Service life test category 2, bogie-mounted    |
| Test frequency  | $f_1 = 5 \text{ Hz}$ to $f_2 = 250 \text{ Hz}$ |
| ASD level   | 6.12 (m/s <sup>2</sup> ) <sup>2</sup> /Hz      |
| Acceleration  | 3.12g  |
| Test duration per axis  | 5 h  |
| Test directions   | X-, Y- and Z-axis                              |
| Shock test result   | Test passed                                    |
| Test specification, shock test  | DIN EN 50155 (VDE 0115-200):2008-03            |
| Shock form  | Half-sine                                      |
| Acceleration  | 30g  |
| Shock duration  | 18 ms  |
| Number of shocks per direction  | 3  |
| Test directions   | X-, Y- and Z-axis (pos. and neg.)              |
| Relative insulation material temperature index (Elec., UL 746 B)        | 130 °C   |
| Temperature index of insulation material (DIN EN 60216-1 (VDE 0304-21)) | 125 °C   |
| Static insulating material application in cold                          | -60 °C   |
| Surface flammability NFPA 130 (ASTM E 162)                              | passed   |
| Specific optical density of smoke NFPA 130 (ASTM E 662)                 | passed   |

## Ground modular terminal block - PTPOWER 95-PE - 3260106

### Technical data

#### General

|  |             |
|--|-------------|
| Calorimetric heat release NFPA 130 (ASTM E 1354)       | 27,5 MJ/kg  |
| Smoke gas toxicity NFPA 130 (SMP 800C)                 | passed      |
| Fire protection for rail vehicles (DIN EN 45545-2) R22 | HL 1 - HL 3 |
| Fire protection for rail vehicles (DIN EN 45545-2) R23 | HL 1 - HL 3 |
| Fire protection for rail vehicles (DIN EN 45545-2) R24 | HL 1 - HL 3 |
| Fire protection for rail vehicles (DIN EN 45545-2) R26 | HL 1 - HL 3 |

#### Dimensions

|                 |          |
|-----------------|----------|
| Width           | 25 mm    |
| Length          | 105.5 mm |
| Height NS 35/15 | 108.7 mm |

#### Connection data

|  |  |
|--|--|
| Note   | May only be mounted on 2.3 mm copper DIN rails |
| Connection   | 1 level  |
| Connection method  | Power-Turn connection                          |
| Stripping length   | 40 mm  |
| Connection in acc. with standard   | IEC 60947-7-2                                  |
| Conductor cross section solid min.   | 25 mm <sup>2</sup>                             |
| Conductor cross section solid max.   | 95 mm <sup>2</sup>                             |
| Conductor cross section AWG min.   | 4  |
| Conductor cross section AWG max.   | 4/0  |
| Conductor cross section flexible min.                                      | 25 mm <sup>2</sup>                             |
| Conductor cross section flexible max.                                      | 95 mm <sup>2</sup>                             |
| Min. AWG conductor cross section, flexible                                 | 4  |
| Max. AWG conductor cross section, flexible                                 | 4/0  |
| Conductor cross section flexible, with ferrule without plastic sleeve min. | 25 mm <sup>2</sup>                             |
| Conductor cross section flexible, with ferrule without plastic sleeve max. | 95 mm <sup>2</sup>                             |
| Conductor cross section flexible, with ferrule with plastic sleeve min.    | 25 mm <sup>2</sup>                             |
| Conductor cross section flexible, with ferrule with plastic sleeve max.    | 95 mm <sup>2</sup>                             |
| Cross section with insertion bridge, solid max.                            | 95 mm <sup>2</sup>                             |
| Cross section with insertion bridge, stranded max.                         | 70 mm <sup>2</sup>                             |
| Connection cross sections directly pluggable                               | 25 mm <sup>2</sup> 95 mm <sup>2</sup>          |
| Conductor cross section solid min.   | 25 mm <sup>2</sup>                             |
| Conductor cross section solid max.   | 95 mm <sup>2</sup>                             |
| Conductor cross section flexible, with ferrule without plastic sleeve min. | 25 mm <sup>2</sup>                             |
| Conductor cross section flexible, with ferrule without plastic sleeve max. | 95 mm <sup>2</sup>                             |
| Conductor cross section flexible, with ferrule with plastic sleeve min.    | 25 mm <sup>2</sup>                             |

# Ground modular terminal block - PTPOWER 95-PE - 3260106

## Technical data

### Connection data

|   |                    |
|---|--------------------|
| Conductor cross section flexible, with ferrule with plastic sleeve max. | 95 mm <sup>2</sup> |
|---|--------------------|

### Ambient conditions

|  |   |
|--|---|
| Operating temperature                    | -60 °C ... 105 °C (max. short-term operating temperature RTI Elec.)       |
| Ambient temperature (storage/transport)  | -25 °C ... 60 °C (for a short time, not exceeding 24 h, -60 °C to +70 °C) |
| Permissible humidity (storage/transport) | 30 % ... 70 %   |
| Ambient temperature (assembly)           | -5 °C ... 70 °C   |
| Ambient temperature (actuation)          | -5 °C ... 70 °C   |

### Standards and Regulations

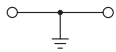
|                                  |               |
|----------------------------------|---------------|
| Connection in acc. with standard | IEC 60947-7-2 |
|----------------------------------|---------------|

### Environmental Product Compliance

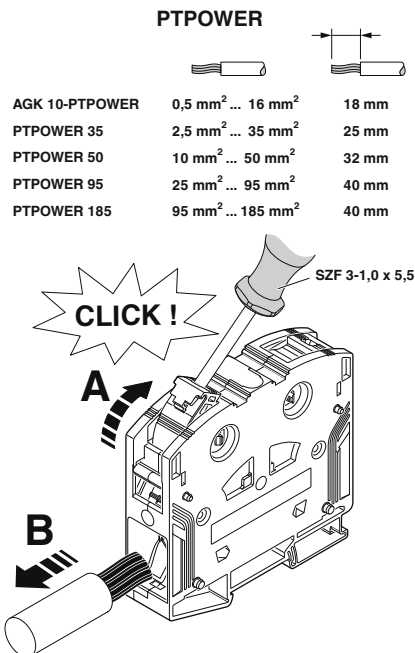
|            |   |
|------------|---|
| China RoHS | Environmentally friendly use period: unlimited = EFUP-e |
|            | No hazardous substances above threshold values          |

## Drawings

Circuit diagram



Schematic diagram



# Ground modular terminal block - PTPOWER 95-PE - 3260106

## Classifications

### eCl@ss

|               |          |
|---------------|----------|
| eCl@ss 10.0.1 | 27141141 |
| eCl@ss 11.0   | 27141141 |
| eCl@ss 4.0    | 27141100 |
| eCl@ss 4.1    | 27141100 |
| eCl@ss 5.0    | 27141100 |
| eCl@ss 5.1    | 27141100 |
| eCl@ss 6.0    | 27141100 |
| eCl@ss 7.0    | 27141141 |
| eCl@ss 9.0    | 27141141 |

### ETIM

|          |          |
|----------|----------|
| ETIM 3.0 | EC000901 |
| ETIM 4.0 | EC000901 |
| ETIM 6.0 | EC000901 |
| ETIM 7.0 | EC000901 |

### UNSPSC

|               |          |
|---------------|----------|
| UNSPSC 6.01   | 30211811 |
| UNSPSC 7.0901 | 39121410 |
| UNSPSC 11     | 39121410 |
| UNSPSC 12.01  | 39121410 |
| UNSPSC 13.2   | 39121410 |
| UNSPSC 18.0   | 39121410 |
| UNSPSC 19.0   | 39121410 |
| UNSPSC 20.0   | 39121410 |
| UNSPSC 21.0   | 39121410 |

## Approvals

### Approvals

---

#### Approvals

DNV GL / CSA / UL Recognized / cUL Recognized / EAC / EAC / cULus Recognized

---

#### Ex Approvals

IECEX / EAC Ex / NEPSI / ATEX / CCC

---


## Ground modular terminal block - PTPOWER 95-PE - 3260106


### Approvals

#### Approval details


|        |   |   |            |
|--------|---|---|------------|
| DNV GL |  | <a href="https://approvalfinder.dnvgl.com/">https://approvalfinder.dnvgl.com/</a> | TAE00000Z9 |
|--------|---|---|------------|


|                            |   |   |       |
|----------------------------|---|---|-------|
| CSA                        |  | <a href="http://www.csagroup.org/services-industries/product-listing/">http://www.csagroup.org/services-industries/product-listing/</a> | 13631 |
|                            | B   | C   |       |
| mm <sup>2</sup> /AWG/kcmil | 4   | 4   |       |

|                            |   |   |              |
|----------------------------|---|---|--------------|
| UL Recognized              |  | <a href="http://database.ul.com/cgi-bin/XYV/template/LISEXT/1FRAME/index.htm">http://database.ul.com/cgi-bin/XYV/template/LISEXT/1FRAME/index.htm</a> | FILE E 60425 |
|                            |   |   |              |
| mm <sup>2</sup> /AWG/kcmil | 4   |   |              |

|                            |   |   |              |
|----------------------------|---|---|--------------|
| cUL Recognized             |  | <a href="http://database.ul.com/cgi-bin/XYV/template/LISEXT/1FRAME/index.htm">http://database.ul.com/cgi-bin/XYV/template/LISEXT/1FRAME/index.htm</a> | FILE E 60425 |
|                            |   | C   |              |
| mm <sup>2</sup> /AWG/kcmil | 4   |   |              |

|     |   |  |                          |
|-----|---|--|--------------------------|
| EAC |  |  | RU C-<br>DE.AI30.B.01102 |
|-----|---|--|--------------------------|

|     |   |  |                          |
|-----|---|--|--------------------------|
| EAC |  |  | RU C-<br>DE.BL08.B.00644 |
|-----|---|--|--------------------------|

|                  |   |  |  |
|------------------|---|--|--|
| cULus Recognized |  |  |  |
|------------------|---|--|--|

### Accessories

#### Accessories

Crimping tool

## Ground modular terminal block - PTPOWER 95-PE - 3260106

### Accessories

Crimping pliers - CRIMPFOX 25R - 1212039



Crimping pliers, for ferrules without insulating collar according to DIN 46228 Part 1 and ferrules with insulating collar according to DIN 46228 Part 4, 10 mm<sup>2</sup> ... 25 mm<sup>2</sup>, lateral entry, WM crimp

---

Crimping pliers - CRIMPFOX 50R - 1212041



Crimping pliers, for ferrules without insulating collar according to DIN 46228 Part 1 and ferrules with insulating collar according to DIN 46228 Part 4, 35 mm<sup>2</sup> ... 50 mm<sup>2</sup>, lateral entry, WM crimp

---

Crimping pliers - CRIMPFOX-M - 1212072



Basic pliers, for accommodating dies for a wide range of type of contacts

---

Crimping pliers - CRIMPFOX-C120 - 1212318



Basic pliers, for accommodating dies for a wide range of type of contacts up to 120 mm<sup>2</sup>

---

### Documentation

Mounting material - PTPOWER-IL - 1180891



Operating decal for the PTPOWER

---

## Ground modular terminal block - PTPOWER 95-PE - 3260106

### Accessories

#### Ferrule

Ferrule - A 25 -40 - 3241238



Ferrule, length: 40 mm, color: silver

---

Ferrule - A 35 -40 - 3241239



Ferrule, length: 40 mm, color: silver

---

Ferrule - A 50 -40 - 3241240



Ferrule, length: 40 mm, color: silver

---

Ferrule - A 70 -40 - 3241241



Ferrule, length: 40 mm, color: silver

---

Ferrule - A 95 -40 - 3241242



Ferrule, length: 40 mm, color: silver

---



## Ground modular terminal block - PTPOWER 95-PE - 3260106

### Accessories

#### Insertion bridge

Insertion bridge - EB 2-25/PT - 3260157

Insertion bridge, pitch: 25 mm, color: red



---

Insertion bridge - EB 3-25/PT - 3260160

Insertion bridge, pitch: 25 mm, color: red



#### Insulating sleeve

Insulating sleeve - MPS-IH WH - 0201663

Insulating sleeve, color: white



---

Insulating sleeve - MPS-IH RD - 0201676

Insulating sleeve, color: red



---

Insulating sleeve - MPS-IH BU - 0201689

Insulating sleeve, color: blue



## Ground modular terminal block - PTPOWER 95-PE - 3260106

### Accessories

---

Insulating sleeve - MPS-IH YE - 0201692

Insulating sleeve, color: yellow



Insulating sleeve - MPS-IH GN - 0201702

Insulating sleeve, color: green



Insulating sleeve - MPS-IH GY - 0201728

Insulating sleeve, color: gray



Insulating sleeve - MPS-IH BK - 0201731

Insulating sleeve, color: black



### Labeled terminal marker

Zack marker strip - ZB 10 CUS - 0824941



Zack marker strip, can be ordered: Strip, white, labeled according to customer specifications, mounting type: snap into tall marker groove, for terminal block width: 10.2 mm, lettering field size: 10.15 x 10.5 mm, Number of individual labels: 10

---

## Ground modular terminal block - PTPOWER 95-PE - 3260106

### Accessories

#### Zack marker strip - ZB10,LGS:FORTL.ZAHLEN - 1053014



Zack marker strip, Strip, white, labeled, can be labeled with: CMS-P1-PLOTTER, printed horizontally: consecutive numbers 1 ... 10, 11 ... 20, etc. up to 91 ... 100, mounting type: snap into tall marker groove, for terminal block width: 10.2 mm, lettering field size: 10.15 x 10.5 mm, Number of individual labels: 10

#### Zack marker strip - ZB10,QR:FORTL.ZAHLEN - 1053027



Zack marker strip, Strip, white, labeled, can be labeled with: CMS-P1-PLOTTER, Printed vertically: consecutive numbers 1 ... 10, 11 ... 20, etc. up to 91 ... 100, mounting type: snap into tall marker groove, for terminal block width: 10.2 mm, lettering field size: 10.15 x 10.5 mm, Number of individual labels: 10

#### Marker for terminal blocks - ZB10,LGS:L1-N,PE - 1053412



Marker for terminal blocks, Strip, white, labeled, can be labeled with: CMS-P1-PLOTTER, horizontal: L1, L2, L3, N, PE, L1, L2, L3, N, PE, mounting type: snap into tall marker groove, for terminal block width: 10.2 mm, lettering field size: 10.15 x 10.5 mm, Number of individual labels: 10

#### Marker for terminal blocks - ZB10,LGS:U-N - 1053438



Marker for terminal blocks, Strip, white, labeled, can be labeled with: CMS-P1-PLOTTER, horizontal: U, V, W, N, GND, U, V, W, N, GND, mounting type: snap into tall marker groove, for terminal block width: 10.2 mm, lettering field size: 10.15 x 10.5 mm, Number of individual labels: 10

#### Marker for terminal blocks - UC-TM 10 CUS - 0824605



Marker for terminal blocks, can be ordered: by sheet, white, labeled according to customer specifications, mounting type: snap into tall marker groove, for terminal block width: 10.2 mm, lettering field size: 9.6 x 10.5 mm, Number of individual labels: 48

## Ground modular terminal block - PTPOWER 95-PE - 3260106

### Accessories

#### Marker for terminal blocks - UCT-TM 10 CUS - 0829623



Marker for terminal blocks, can be ordered: by sheet, white, labeled according to customer specifications, mounting type: snap into tall marker groove, for terminal block width: 10.2 mm, lettering field size: 8.9 x 9.6 mm, Number of individual labels: 36

#### Zack Marker strip, flat - ZBF10 CUS - 0825031



Zack Marker strip, flat, can be ordered: Strip, white, labeled according to customer specifications, mounting type: snap into flat marker groove, for terminal block width: 10 mm, lettering field size: 5.15 x 10 mm, Number of individual labels: 10

#### Zack Marker strip, flat - ZBF10,LGS:FORTL.ZAHLEN - 0810009



Zack Marker strip, flat, Strip, white, labeled, printed horizontally: consecutive numbers 1 ... 10, 11 ... 20, etc. up to 91 ... 100, mounting type: snap into flat marker groove, for terminal block width: 10 mm, lettering field size: 5.15 x 10 mm, Number of individual labels: 10

#### Zack Marker strip, flat - ZBF10,QR:FORTL.ZAHLEN - 0810025



Zack Marker strip, flat, Strip, white, labeled, Printed vertically: consecutive numbers 1 ... 10, 11 ... 20, etc. up to 91 ... 100, mounting type: snap into flat marker groove, for terminal block width: 10 mm, lettering field size: 5.15 x 10 mm, Number of individual labels: 10

#### Marker for terminal blocks - UC-TMF 10 CUS - 0824662



Marker for terminal blocks, can be ordered: by sheet, white, labeled according to customer specifications, mounting type: snap into flat marker groove, for terminal block width: 10.2 mm, lettering field size: 9.6 x 5.1 mm, Number of individual labels: 48

## Ground modular terminal block - PTPOWER 95-PE - 3260106

### Accessories

#### Marker for terminal blocks - UCT-TMF 10 CUS - 0829679



Marker for terminal blocks, can be ordered: by sheet, white, labeled according to customer specifications, mounting type: snap into flat marker groove, for terminal block width: 10.2 mm, lettering field size: 9.4 x 4.7 mm, Number of individual labels: 36

---

#### Pick-off terminal block

##### Pick-off terminal block - AGK 10-PTPOWER - 3260145



Pick-off terminal block, For use with PTPOWER 50, 95, 150, and 185 Power-Turn high-current terminal blocks, nom. voltage: 1500 V, nominal current: 57 A, connection method: Push-in connection, 1 level, Rated cross section: 10 mm<sup>2</sup>, cross section: 0.5 mm<sup>2</sup> - 16 mm<sup>2</sup>, mounting type: on base element, color: gray

---

##### Pick-off terminal block - AGK 10-PTPOWER BU - 3260148



Pick-off terminal block, For use with PTPOWER 50, 95, 150, and 185 Power-Turn high-current terminal blocks, nom. voltage: 1500 V, nominal current: 57 A, connection method: Push-in connection, 1 level, Rated cross section: 10 mm<sup>2</sup>, cross section: 0.5 mm<sup>2</sup> - 16 mm<sup>2</sup>, mounting type: on base element, color: blue

---

##### Pick-off terminal block - AGK 10-PTPOWER GN/YE - 3260151



Pick-off terminal block, For use with PTPOWER 50, 95, 150, and 185 Power-Turn high-current terminal blocks, nom. voltage: 1500 V, nominal current: 57 A, connection method: Push-in connection, 1 level, Rated cross section: 10 mm<sup>2</sup>, cross section: 0.5 mm<sup>2</sup> - 16 mm<sup>2</sup>, mounting type: on base element, color: green/yellow

---

##### Pick-off terminal block - AGK 10-PTPOWER BK/YE - 3260154



Pick-off terminal block, For use with PTPOWER 50, 95, 150, and 185 Power-Turn high-current terminal blocks, nom. voltage: 1500 V, nominal current: 57 A, connection method: Push-in connection, 1 level, Rated cross section: 10 mm<sup>2</sup>, cross section: 0.5 mm<sup>2</sup> - 16 mm<sup>2</sup>, mounting type: on base element, color: black/yellow

## Ground modular terminal block - PTPOWER 95-PE - 3260106

### Accessories

#### Planning and marking software

Software - PROJECT COMPLETE - 1050453



Intuitive planning and marking software for configuring terminal strips and for professional marking of marking materials for terminal blocks, conductors, cables, devices, and systems. The software is available for download

---

#### Screwdriver tools

Screwdriver - SZF 3-1,0X5,5 - 1206612



Actuation tool, for ST terminal blocks, also suitable for use as a bladed screwdriver, size: 1.0 x 5.5 x 150 mm, 2-component grip, with non-slip grip

---

#### Terminal marking

Zack marker strip - ZB 10:UNBEDRUCKT - 1053001



Zack marker strip, Strip, white, unlabeled, can be labeled with: PLOTMARK, CMS-P1-PLOTTER, mounting type: snap into tall marker groove, for terminal block width: 10.2 mm, lettering field size: 10.5 x 10.15 mm, Number of individual labels: 10

Marker for terminal blocks - UC-TM 10 - 0818069



Marker for terminal blocks, Sheet, white, unlabeled, can be labeled with: BLUEMARK ID COLOR, BLUEMARK ID, BLUEMARK CLED, PLOTMARK, CMS-P1-PLOTTER, mounting type: snap into tall marker groove, for terminal block width: 10.2 mm, lettering field size: 9.6 x 10.5 mm, Number of individual labels: 48

## Ground modular terminal block - PTPOWER 95-PE - 3260106

### Accessories

#### Marker for terminal blocks - UCT-TM 10 - 0829142



Marker for terminal blocks, Sheet, white, unlabeled, can be labeled with: TOPMARK NEO, TOPMARK LASER, BLUEMARK ID COLOR, BLUEMARK ID, BLUEMARK CLED, THERMOMARK PRIME, THERMOMARK CARD 2.0, THERMOMARK CARD, mounting type: snap into tall marker groove, for terminal block width: 10.2 mm, lettering field size: 8.9 x 9.6 mm, Number of individual labels: 36

#### Zack Marker strip, flat - ZBF10:UNBEDRUCKT - 0809997



Zack Marker strip, flat, Strip, white, unlabeled, can be labeled with: CMS-P1-PLOTTER, PLOTMARK, mounting type: snap into flat marker groove, for terminal block width: 10 mm, lettering field size: 5.15 x 10 mm, Number of individual labels: 10

#### Marker for terminal blocks - UC-TMF 10 - 0818124



Marker for terminal blocks, Sheet, white, unlabeled, can be labeled with: BLUEMARK ID COLOR, BLUEMARK ID, BLUEMARK CLED, PLOTMARK, CMS-P1-PLOTTER, mounting type: snap into flat marker groove, for terminal block width: 10.2 mm, lettering field size: 9.6 x 5.1 mm, Number of individual labels: 48

#### Marker for terminal blocks - UCT-TMF 10 - 0829204



Marker for terminal blocks, Sheet, white, unlabeled, can be labeled with: TOPMARK NEO, TOPMARK LASER, BLUEMARK ID COLOR, BLUEMARK ID, BLUEMARK CLED, THERMOMARK PRIME, THERMOMARK CARD 2.0, THERMOMARK CARD, mounting type: snap into flat marker groove, for terminal block width: 10.2 mm, lettering field size: 9.4 x 4.7 mm, Number of individual labels: 36

### Test plug terminal block

#### Test plugs - MPS-MT - 0201744



Test plugs, with solder connection up to 1 mm<sup>2</sup> conductor cross section, color: gray

## Ground modular terminal block - PTPOWER 95-PE - 3260106

### Accessories

Warning label printed

Cover - CEC PTPOWER 95/185 - 1056087



Cover, yellow, labeled: Lightning flash, mounting type: plug in