

PLUG

RECEPTACLE

CORRECT LEGENDS
ADD DATE/DRAWING NO.
EC NO: LCP2004-0895
DRWN: ELHAG 11/10/03
CHK: ELHAG 11/10/03
APPR: FSMITH 11/11/03

REV	DESCRIPTION
G	

QUALITY SYMBOLS	MAJOR $\nabla = 0$	CRITICAL $\nabla/C = 0$
GENERAL TOLERANCES: (UNLESS SPECIFIED)	mm	INCH
4 PLACES	$\pm 0.---$	$\pm .005$
3 PLACES	± 0.13	$\pm .01$
2 PLACES	± 0.25	$\pm .---$
1 PLACE	$\pm 0.---$	$\pm .---$
ANGULAR: $\pm .5^\circ$		
DRAFT WHERE APPLICABLE MUST REMAIN WITHIN DIMENSIONS		

SCALE	2 : 1
DESIGN UNITS	<input type="checkbox"/> mm <input checked="" type="checkbox"/> INCH
DRAWN BY & DATE	JBS 06/10/03
CHECKED BY & DATE	BW 06/13/03
APPROVED BY & DATE	BW 06/16/03
CAD FILENAME	SD1772-36*.DGN

DIMENSIONS:		<input type="checkbox"/> mm <input checked="" type="checkbox"/> INCH <input type="checkbox"/> mm ONLY
THIRD ANGLE PROJECTION		<input type="checkbox"/> mm ONLY
TITLE: .062/(1.57) HOUSING, PLUG AND RECEPTACLE, 36 - CIRCUIT		
MOLEX INCORPORATED		
MATERIAL NO.	DRAWING NO.	SHEET NO.
SEE CHART	SD-1772-36*-*-*	1 of 2
THIS DRAWING CONTAINS INFORMATION THAT IS PROPRIETARY TO MOLEX INCORPORATED AND SHOULD NOT BE USED WITHOUT WRITTEN PERMISSION.		SIZE C

PLUG	
PART NO.	ENG. NO.
03-06-2361	1772-36P
03-06-2362	1772-36P-I
03-06-7361	1772-36P-D
03-06-7362	1772-36P-I-D

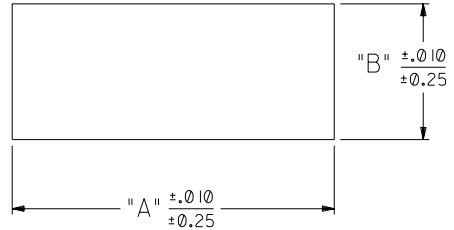

RECEPTACLE	
PART NO.	ENG. NO.
03-06-1361	1772-36R
03-06-1362	1772-36R-I
03-06-6361	1772-36R-D
03-06-6362	1772-36R-I-D

PLUG LEGEND:

1772-36P-***
 ↑ ↑ ↑ ↑
 CIRCUIT SIZE
 P = PLUG
 BLANK = W/ EARS
 I= W/O EARS
 BLANK = NATURAL
 D=DYED

RECEPTACLE LEGEND:

1772-36R-***
 ↑ ↑ ↑ ↑
 CIRCUIT SIZE
 R = RECEPTACLE
 BLANK = W/ EARS
 I= W/O EARS
 BLANK = NATURAL
 D=DYED



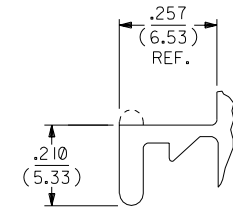
HOUSING	DIM. "A"	DIM. "B"
PLUG	1.795/(45.59)	.825/(20.96)
RECEPTACLE	1.677/(42.60)	.707/(17.96)

RECOMMENDED PANEL OPENING

* MAX. PANEL THICKNESS IS .060.

NOTES:

1. MATERIAL: PA 66, UL 94V-2; COLOR: NATURAL.
2. FINISH: NONE.
3. PRODUCT SPECIFICATION: NONE.
4. PACKAGING SPECIFICATION: NONE.
5. FOR USE WITH .062 SERIES TERMINALS.



MOUNTING EAR DETAIL

(SCALE 4:1)

DIMENSIONS SHOWN (METRIC) INCH UNLESS OTHERWISE SPECIFIED TOLERANCES: ANGULAR ± .5°		▽ = 0	▼ = 2	REVISE ONLY ON CAD SYSTEM												
<table border="1"> <thead> <tr> <th></th> <th>INCH</th> <th>METRIC</th> </tr> </thead> <tbody> <tr> <td>3 PLACE</td> <td>± .005</td> <td>---</td> </tr> <tr> <td>2 PLACE</td> <td>± .01</td> <td>± 0.13</td> </tr> <tr> <td>1 PLACE</td> <td>---</td> <td>± 0.25</td> </tr> </tbody> </table>			INCH	METRIC	3 PLACE	± .005	---	2 PLACE	± .01	± 0.13	1 PLACE	---	± 0.25	TITLE .062/(1.57) HOUSING, PLUG AND RECEPTACLE, 36 CIRCUIT		
	INCH	METRIC														
3 PLACE	± .005	---														
2 PLACE	± .01	± 0.13														
1 PLACE	---	± 0.25														
DRAFT WHERE APPLICABLE MUST REMAIN WITHIN DIMENSIONS		<table border="1"> <tr> <td>MOLEX INCORPORATED LITSE,ILL. 60532 U.S.A.</td> <td>SHEET NO. 2</td> <td>DATE 06/10/03</td> </tr> </table>			MOLEX INCORPORATED LITSE,ILL. 60532 U.S.A.	SHEET NO. 2	DATE 06/10/03									
MOLEX INCORPORATED LITSE,ILL. 60532 U.S.A.	SHEET NO. 2	DATE 06/10/03														
<table border="1"> <tr> <td>DRWG. BY JBS</td> <td>CHK'D. BY BW</td> <td>FILE NAME SD-1772-36</td> <td>THIS DRAWING CONTAINS INFORMATION THAT IS PROPRIETARY TO MOLEX INC. AND SHOULD NOT BE USED WITHOUT WRITTEN PERMISSION</td> <td>DIV. CP</td> <td>SIZE C</td> </tr> </table>		DRWG. BY JBS	CHK'D. BY BW	FILE NAME SD-1772-36	THIS DRAWING CONTAINS INFORMATION THAT IS PROPRIETARY TO MOLEX INC. AND SHOULD NOT BE USED WITHOUT WRITTEN PERMISSION	DIV. CP	SIZE C	PART NO. SD-1772-36***								
DRWG. BY JBS	CHK'D. BY BW	FILE NAME SD-1772-36	THIS DRAWING CONTAINS INFORMATION THAT IS PROPRIETARY TO MOLEX INC. AND SHOULD NOT BE USED WITHOUT WRITTEN PERMISSION	DIV. CP	SIZE C											
LTR.	REVISIONS	LTR.	REVISIONS													

1772

CP C