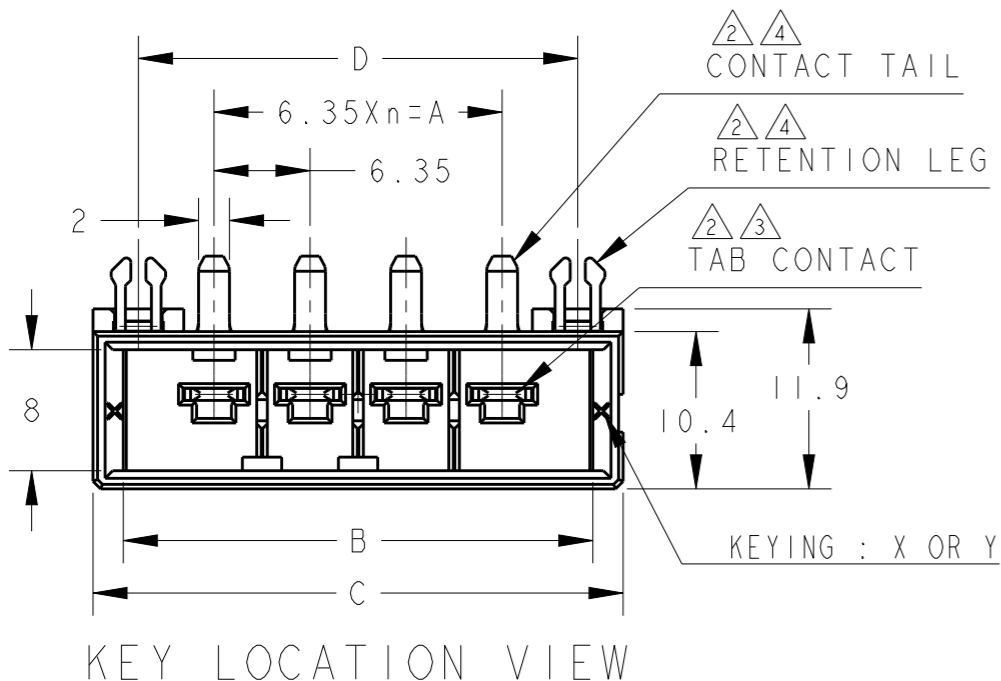
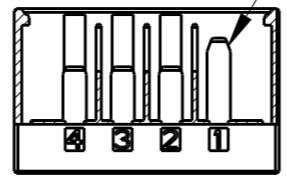
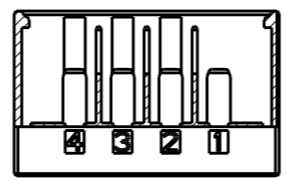


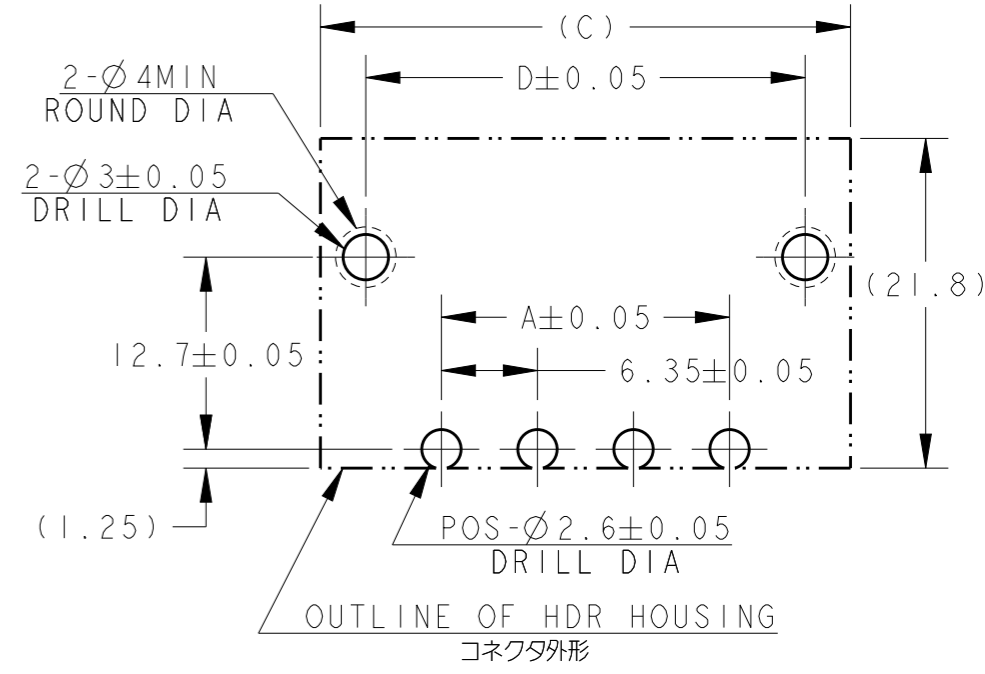
REVISIONS					
P	LTR	DESCRIPTION	DATE	DWN	APVD
	C	REVISED PER ECR-19-011328	18JUL2019	K.T	E.1



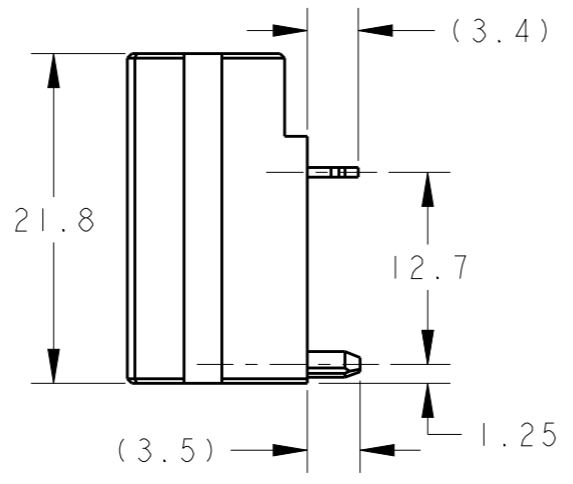
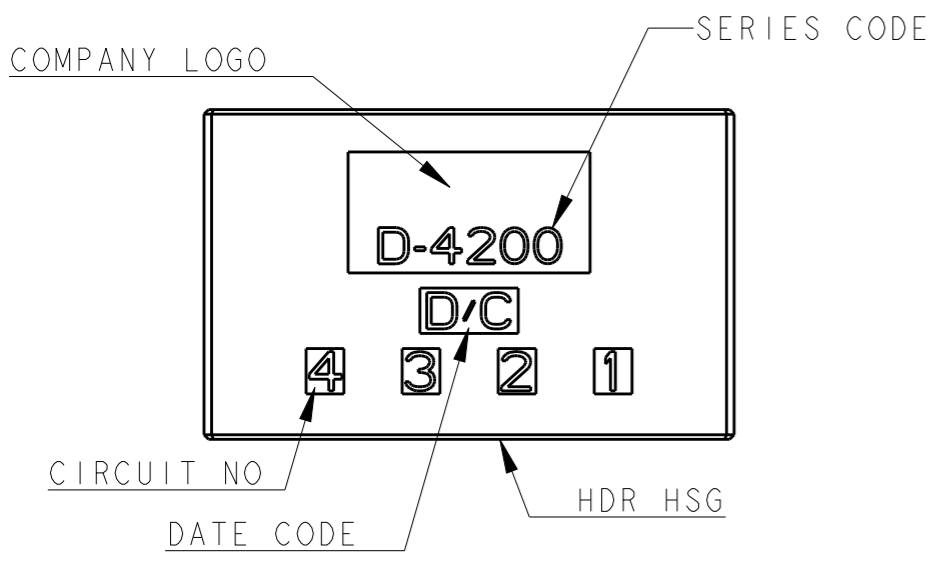
SCALE 1:1



SEQUENTIAL CONTACT : ONLY CIRCUIT NO. 1



RECOMMEND PC BOARD HOLE PATTERN : CONNECTOR MOUNT SIDE (NOT ACCUMULATE TOLERANCE)
 PC BOARD THICKNESS : 1.6~2.4±0.1
 推奨基板取付穴寸法 : コネクタ搭載面 (非累積公差)
 PC基板厚 : 1.6~2.4±0.1



AS SHOWN : 1-1903328-4 (4POS: X-KEY)

POS	n	A	B	C	D	KEY LOCATION	KEY	PART NUMBER
4	3	19.05	31.05	35.05	29.05		Y	2-1903328-4 6-1903328-4
4	3	19.05	31.05	35.05	29.05		X	1-1903328-4 5-1903328-4
3	2	12.70	24.70	28.70	22.70		Y	2-1903328-3 6-1903328-3
3	2	12.70	24.70	28.70	22.70		X	1-1903328-3 5-1903328-3
2	1	6.35	18.35	22.35	16.35		Y	2-1903328-2
2	1	6.35	18.35	22.35	16.35		X	1-1903328-2

1. MATERIAL: HOUSING: GLASS FILLED THERMO PLASTIC
 POLYESTER (94V-0), COLOR: BLACK
 CONTACT: COPPER ALLOY
 RETENTION LEG: COPPER ALLOY

- ②. FINISH (ALL OVER): NICKEL PL. 1.3μmMIN
- ③. FINISH (CONTACT AREA): GOLD PL. 0.38μmMIN AFTER ②
- ④. FINISH (CONTACT TAIL & RETENTION LEG): TIN PL. 2μmMIN AFTER ②

THIS DRAWING IS A CONTROLLED DOCUMENT.

DIMENSIONS: 単位: 概 mm	TOLERANCES UNLESS OTHERWISE SPECIFIED: 一般公差 ±0.3, ±3° 0 PLC ± 1 PLC ±0.1 2 PLC ±0.01 3 PLC ±0.001 4 PLC ±0.0001 ANGLES ±
MATERIAL 材料	FINISH 仕上
material_2	finish_spec_2

DWN M. MAEBASHI	23MAR2007
CHK T. KUDO	23MAR2007
APVD D. MITSUGI	23MAR2007
PRODUCT SPEC 製品規格	108-78182
APPLICATION SPEC 取付適用規格	114-5369
WEIGHT	-

TE TE Connectivity

NAME 名称: DYNAMIC D4200S 6.35mm PITCH
 HDR ASSY (H-TYPE)
 2-4POS

SIZE	CAGE CODE	DRAWING NO 番号	RESTRICTED TO
A3	00779	C-1903328	

CUSTOMER DRAWING SCALE 尺度: 2:1 SHEET 1 OF 1 REV C