

Contact insert - HC-COM- 4/2-EBUC - 1408517

Please be informed that the data shown in this PDF Document is generated from our Online Catalog. Please find the complete data in the user's documentation. Our General Terms of Use for Downloads are valid (<http://download.phoenixcontact.com>)



HEAVYCON crimp contact insert for compact plastic housing, socket version; 4-pos. + PE supply circuit, 2-pos. control circuit

Key commercial data

Packing unit	0
Minimum order quantity	2
Catalog page	Page 590 (PC-2011)
GTIN	 4 046356 618229
Custom tariff number	85366990
Country of origin	CHINA

Technical data

General data

Note	For crimp contacts CK4.0-ED.. (control circuit), CK1.6-ED... (control circuit)
Connection method	Crimp connection
Connection method	Crimp connection
Ambient temperature (operation)	-40 °C ... 100 °C (including heating up of contacts)
Pollution degree	3
Surge voltage category	III
Insertion/withdrawal cycles	≥ 500
Design	COM
Connection in acc. with standard	IEC / EN
Conductor cross section	0.14 mm ² ... 2.5 mm ² (control contacts)
Conductor cross section	1.5 mm ² ... 6 mm ² (power contacts)
Connection cross section AWG	16 ... 10 (power contacts)
Connection cross section AWG	26 ... 14 (control contacts)
Stripping length of the individual wire	9 mm (1.5 mm ² - 2.5 mm ² control circuit)
Stripping length of the individual wire	9.6 mm (4 mm ² - 6 mm ² control circuit)
Stripping length of the individual wire	8 mm (Control circuit)
Stripping length of the individual wire	6 mm (2.5 mm ² control circuit)
Assembly instructions	Maximum insulation diameter for power circuit

Contact insert - HC-COM- 4/2-EBUC - 1408517

Technical data

Material data

Inflammability class according to UL 94	V0
Contact material	Copper alloy
Contact surface material	Ag (control circuit: alternative Au)
Contact carrier material	PC

Electrical characteristics

Rated voltage (III/3)	250 V (control contacts)
Rated surge voltage	6 kV (Phase-phase power contacts)
Rated surge voltage	4 kV (control contacts)
Rated surge voltage	4 kV (Phase ground power contacts)
Rated current	40 A (power contacts)
Rated current	10 A (control contacts)

Classifications

eclass

eCl@ss 4.0	27140816
eCl@ss 4.1	27140816
eCl@ss 5.0	27143424
eCl@ss 5.1	27143424
eCl@ss 6.0	27143424
eCl@ss 7.0	27440209

etim

ETIM 4.0	EC000437
----------	----------

unspsc

UNSPSC 6.01	30211923
UNSPSC 7.0901	39121522
UNSPSC 11	39121522
UNSPSC 12.01	39121522
UNSPSC 13.2	39121522

Approvals

Approvals

Approvals

UL Recognized / cUL Recognized / cULus Recognized

Ex Approvals

Contact insert - HC-COM- 4/2-EBUC - 1408517

Approvals

Approvals submitted

Approval details

UL Recognized	
mm ² /AWG/kcmil	22-14
Nominal current I _N	15 A
Nominal voltage U _N	250 V

cUL Recognized	
mm ² /AWG/kcmil	22-14
Nominal current I _N	10.5 A
Nominal voltage U _N	250 V

cULus Recognized	
------------------	--

Accessories

Accessories

Tools

Crimping pliers - CRIMPFOX-TC 10 - 1212114



Crimping pliers, for turned contacts, 6.0 - 10 mm², square crimp, incl. contact locator

Crimping pliers - CRIMPFOX-TC 4 - 1212113



Crimping pliers, for turned contacts, 0.5 - 4.0 mm², square crimp, incl. contact support

Contact insert - HC-COM- 4/2-EBUC - 1408517

Accessories

Assembly tool - CK4,0-EWZ - 1662735



Contact removal tool, for rotated CK-4,0-... contacts

Removal tool - CK2,5-EWZ - 1662722



Contact removal tool, for turned CK 2,5... contacts

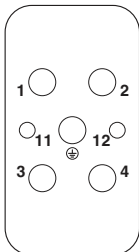
Crimping pliers - CRIMPFOX-1,6/2,5-ED-4,0 - 1687419



Crimping pliers, for turned contacts, CK 1.6 ED... and CK 2.5 ED...

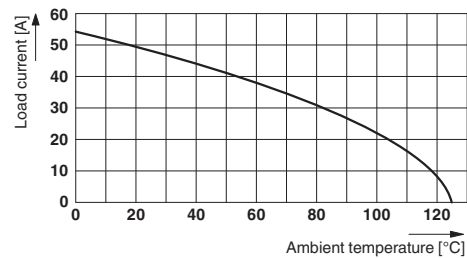
Drawings

Schematic diagram



Connector pin assignment, connection side

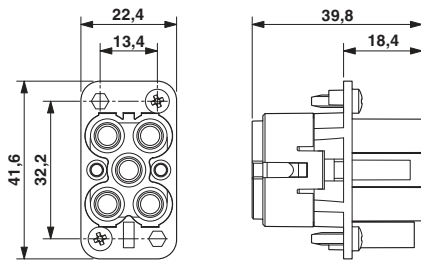
Diagram



Derating diagram power circuit for 6 mm² (control current 10 A)

Contact insert - HC-COM- 4/2-EBUC - 1408517

Dimensioned drawing



HC-COM-4/2-EBUC dimensional drawing

© Phoenix Contact 2012 - all rights reserved
<http://www.phoenixcontact.com>