



PJSOT03~PJSOT36

STANDARD CAPACITANCE TVS ARRAY

VOLTAGE 3 ~ 36 Volt **POWER** 500 Watt

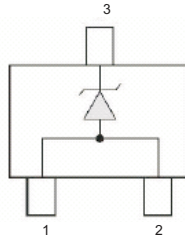
FEATURES

- 500 Watts Peak Pulse Power per Line ($t_p=8/20$ s)
- Low Clamping Voltage
- Available for working Voltage Ranging from 3V and 36V
- Lead free in compliance with EU RoHS 2011/65/EU directive
- Green molding compound as per IEC61249 Std. . (Halogen Free)

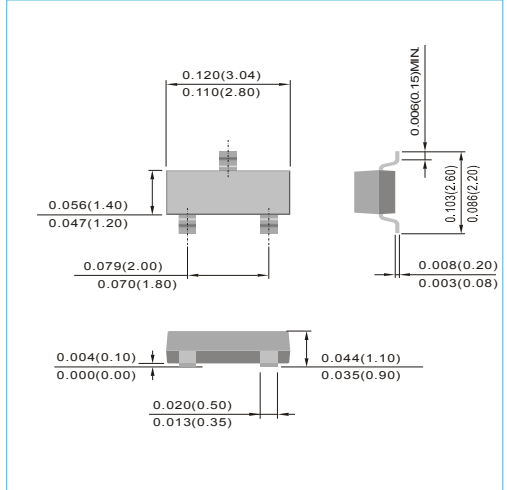
MECHANICAL DATA

- Case : SOT-23
- Terminals : Solderable per MIL-STD-750, Method 2026
- Approx. Weight : 0.0003 ounce, 0.0084 gram

UNIDIRECTIONAL



SOT-23 Unit : inch(mm)



DEVICE CHARACTERISTICS

Ratings at 25°C unless otherwise specified.

PARAMETER	Symbol	VALUE	Units
Peak Pulse Power ($t_p=8/20$ s)	P _{PP}	500	Watts
Operating Temperature	T _J	-50 to +150	°C
Storage Temperature	T _{STG}	-50 to +150	°C
Forward Voltage@ 100mA,300 s-Square Wave	V _F	1.5	Volts

Part Number	Reverse Stand-off Voltage	Minum Breakdown Voltage	Max Clamping Voltage @ 8/20 sec	Peak Pulse Current 8/20 sec	Maximum Leakage Current	Off-State Capacitance, 1MHz Zero dc Bias	Marking Code
	V _{RWM}	@1mA V _{BR}	V _{CL} @ I _{PP}	I _{PP}	@V _{RWM} I _D	C _d	
	Max. V	V	V	Max. A	A	Max. pF	
PJSOT03	3	4	6.5	43	125	850	1A
PJSOT05	5	6	9.8	42	20	550	2A
PJSOT08	8	8.5	13.4	34	10	360	3A
PJSOT12	12	13.3	19	21	2	200	4A
PJSOT15	15	16.7	24	17	1	170	5A
PJSOT24	24	26.7	43	12	1	150	6A
PJSOT36	36	40	51	9	1	80	SA



PJSOT03~PJSOT36

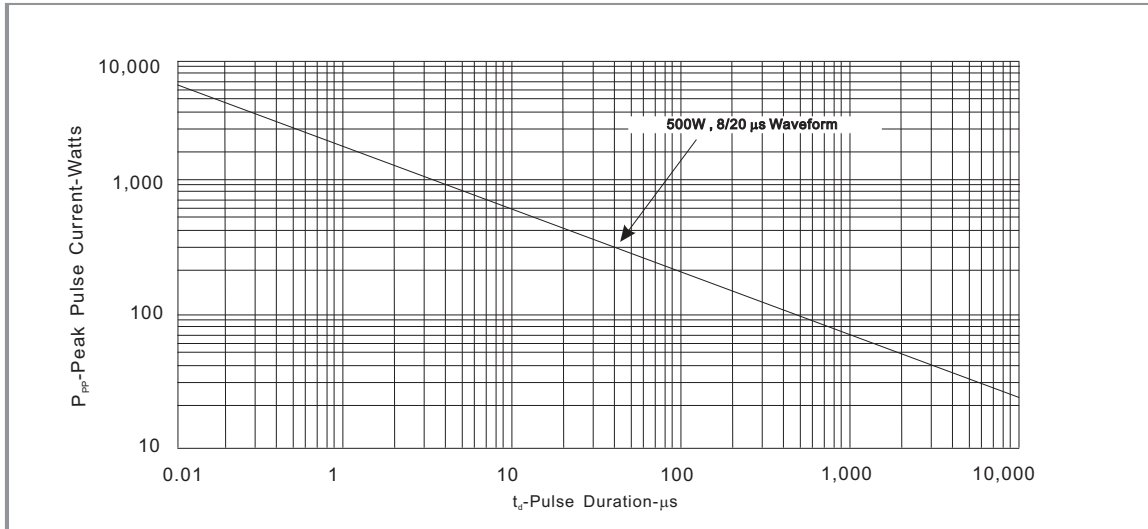


FIG.1- PEAK PULSE POWER VS PULSE TIME

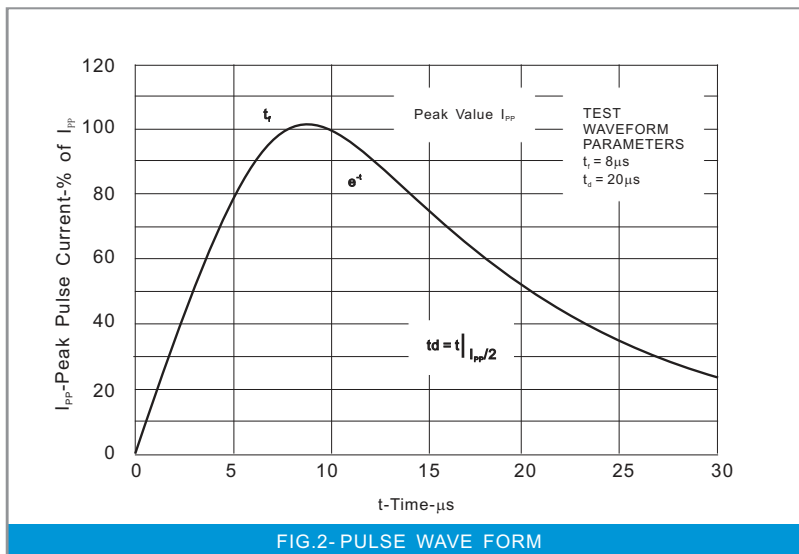


FIG.2- PULSE WAVE FORM

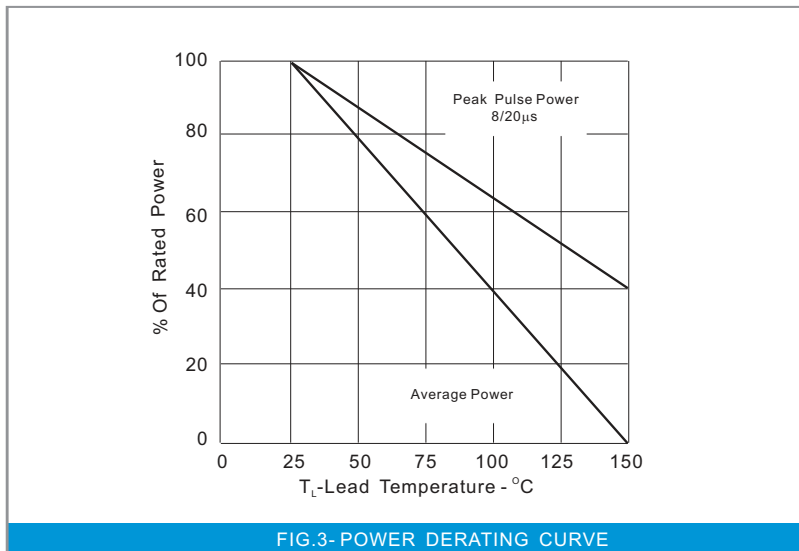
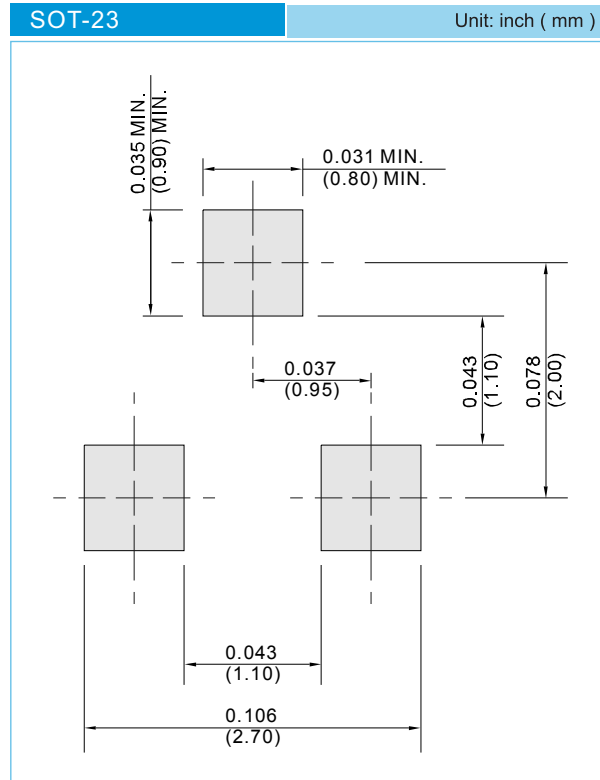


FIG.3- POWER DERATING CURVE



PJSOT03~PJSOT36

MOUNTING PAD LAYOUT



ORDER INFORMATION

- Packing information
T/R - 12K per 13" plastic Reel
T/R - 3K per 7" plastic Reel



PJSOT03~PJSOT36

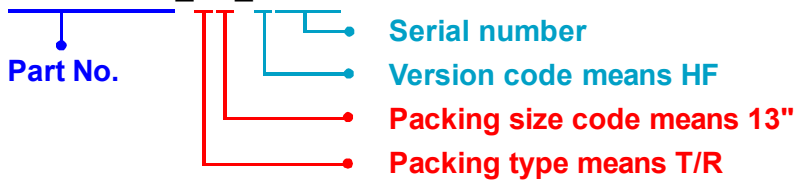
Part No_packing code_Version

PJSOT03_R1_00001

PJSOT03_R2_00001

For example :

RB500V-40_R2_00001



Packing Code XX				Version Code XXXXX		
Packing type	1 st Code	Packing size code	2 nd Code	HF or RoHS	1 st Code	2 nd ~5 th Code
Tape and Ammunition Box (T/B)	A	N/A	0	HF	0	serial number
Tape and Reel (T/R)	R	7"	1	RoHS	1	serial number
Bulk Packing (B/P)	B	13"	2			
Tube Packing (T/P)	T	26mm	X			
Tape and Reel (Right Oriented) (TRR)	S	52mm	Y			
Tape and Reel (Left Oriented) (TRL)	L	PANASERT T/B CATHODE UP (PBCU)	U			
FORMING	F	PANASERT T/B CATHODE DOWN (PBCD)	D			



PJSOT03~PJSOT36

Disclaimer

- Reproducing and modifying information of the document is prohibited without permission from Panjit International Inc..
- Panjit International Inc. reserves the rights to make changes of the content herein the document anytime without notification. Please refer to our website for the latest document.
- Panjit International Inc. disclaims any and all liability arising out of the application or use of any product including damages incidentally and consequentially occurred.
- Panjit International Inc. does not assume any and all implied warranties, including warranties of fitness for particular purpose, non-infringement and merchantability.
- Applications shown on the herein document are examples of standard use and operation. Customers are responsible in comprehending the suitable use in particular applications. Panjit International Inc. makes no representation or warranty that such applications will be suitable for the specified use without further testing or modification.
- The products shown herein are not designed and authorized for equipments requiring high level of reliability or relating to human life and for any applications concerning life-saving or life-sustaining, such as medical instruments, transportation equipment, aerospace machinery et cetera. Customers using or selling these products for use in such applications do so at their own risk and agree to fully indemnify Panjit International Inc. for any damages resulting from such improper use or sale.
- Since Panjit uses lot number as the tracking base, please provide the lot number for tracking when complaining.