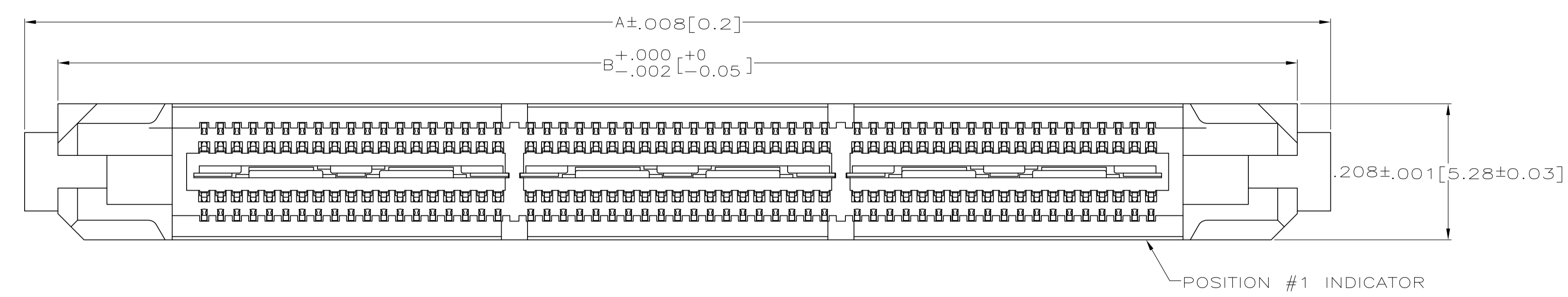
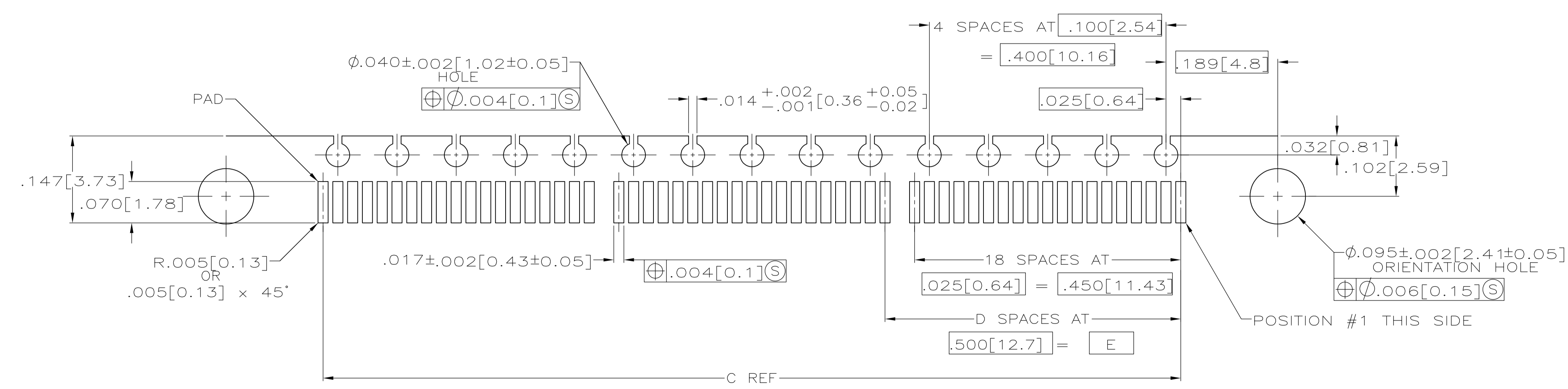
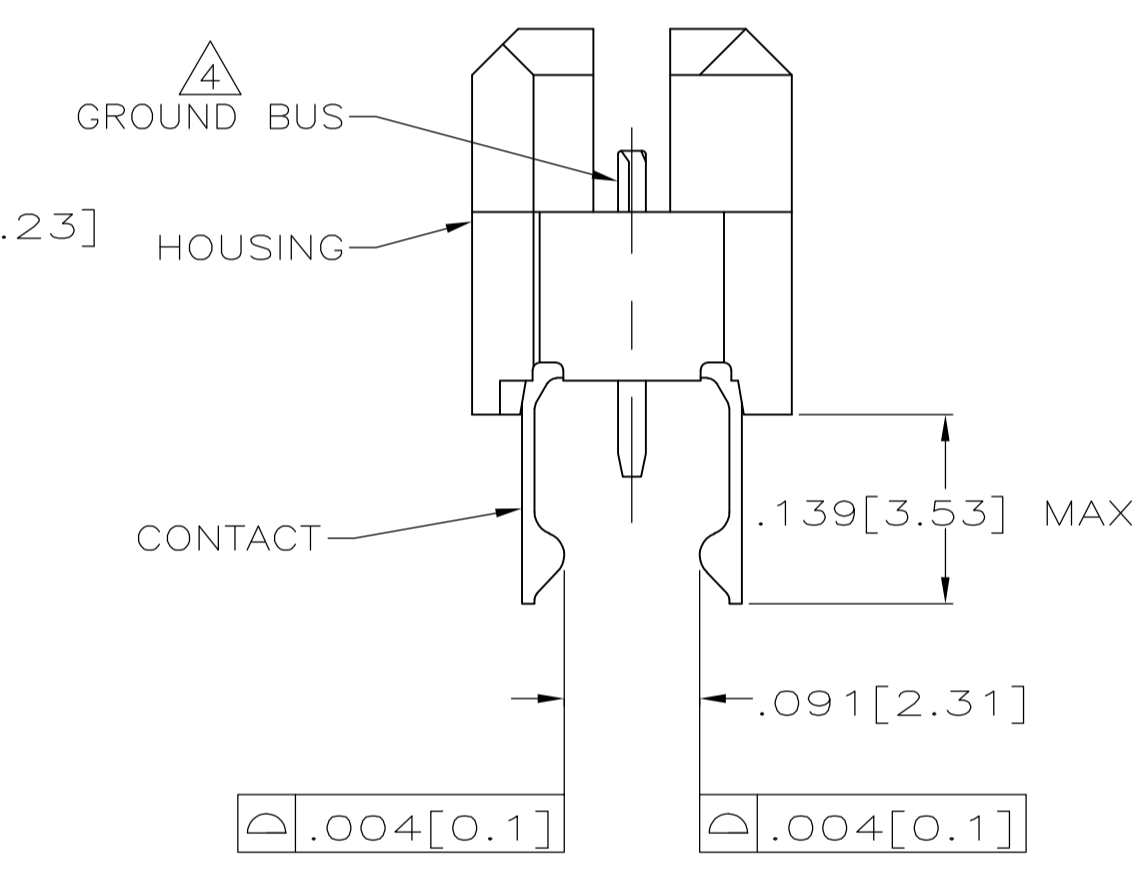
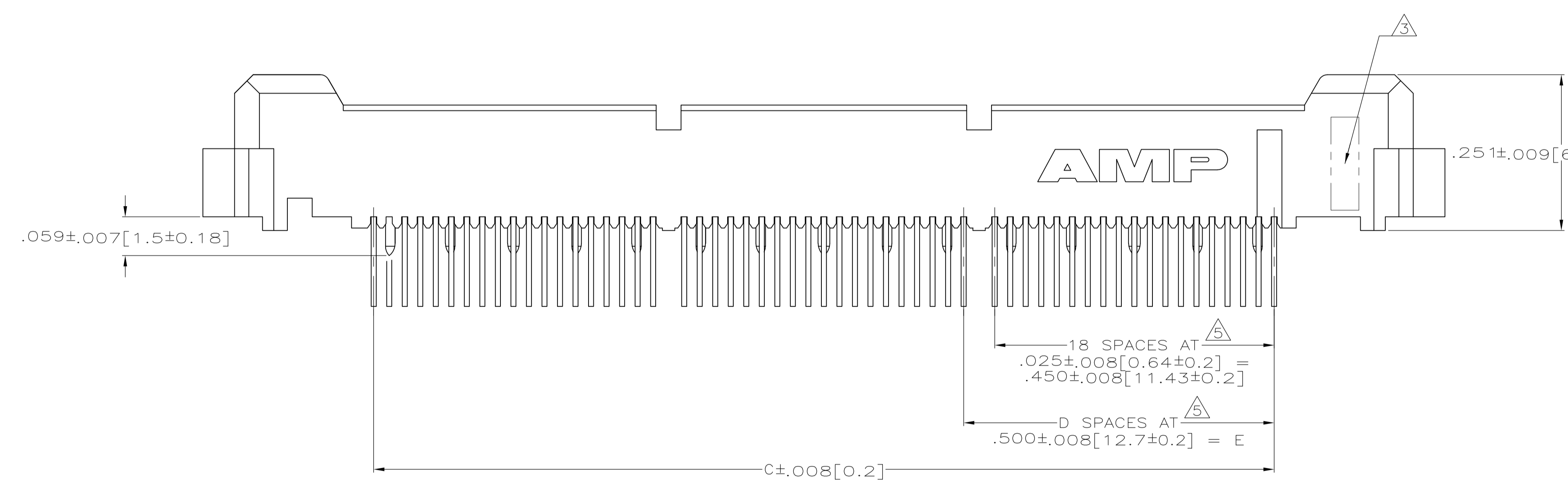


LOC		DIST		REVISIONS			
AD	00	REV	DATE	BY	APPV	DATE	REV
T1	REVISED PER ECO-12-007590		21JUL12	KH	MH		



- 1 HOUSING: LIQUID CRYSTAL POLYMER, COLOR BLACK.
CONTACTS: HIGH RELIABILITY COPPER ALLOY.
GROUND BUSES: BRASS, UNS C26000.
- 2 CONTACTS & GROUND BUSES: NICKEL UNDERPLATE ALL OVER,
MATING SURFACE PLATED TO MEET LEVEL 2 PERFORMANCE
REQUIREMENTS OF TE PRODUCT SPECIFICATION 108-1422,
SOLDER TAILS PLATED TIN-LEAD.
- 3 DATE CODE MARKED IN AREA INDICATED ON SAME SIDE AS
POSITION #1.
- 4 ONE GROUND BUS WITH 5 TAILS PER EACH MODULE.
- 5 TOLERANCE NON-ACCUMULATIVE.



RECOMMENDED PC BOARD LAYOUT
(MIRROR IMAGE ON OPPOSITE SIDE)

INCHES	MILLIMETERS	INCHES	MILLIMETERS	INCHES	MILLIMETERS	INCHES	MILLIMETERS	INCHES	MILLIMETERS	NO OF POS	PART NUMBER
3.000 [76.2]	6	3.450 [87.63]	3.898 [99]	4.000 [101.6]	266	767039-7					
2.500 [63.5]	5	2.950 [74.93]	3.398 [86.31]	3.500 [88.9]	228	767039-6					
2.000 [50.8]	4	2.450 [62.23]	2.898 [73.61]	3.000 [76.2]	190	767039-5					
1.500 [38.1]	3	1.950 [49.53]	2.398 [60.91]	2.500 [63.5]	152	767039-4					
1.000 [25.4]	2	1.450 [36.83]	1.898 [48.21]	2.000 [50.8]	114	767039-3					
.500 [12.7]	1	.950 [24.13]	1.398 [35.51]	1.500 [38.1]	76	767039-2					
.000 [0]	0	.450 [11.43]	.898 [22.81]	1.000 [25.4]	38	767039-1					
E	D	C	B	A							

THIS DRAWING IS A CONTROLLED DOCUMENT.

DIMENSIONS: INCHES	TOLERANCES UNLESS OTHERWISE SPECIFIED:	DIN J. GERACE 18NOV97	APVD S. STRICKLER 18NOV97	NAME	TE Connectivity
0. PLC ± -	1. PLC ± -	2. PLC ± -	3. PLC ± .005(0.13)	4. PLC ANGLES ± -	PLUG ASSEMBLY, RIGHT ANGLE, .025[0.64] CENTER LINE, .093[2.36] PCB, MICTOR
MATERIAL	FINISH	SIZE	CAGE CODE	DRAWING NO	RESTRICTED TO
1	2	A1	00779	767039	
CUSTOMER DRAWING				SCALE	SHEET
				8:1	1 of 1