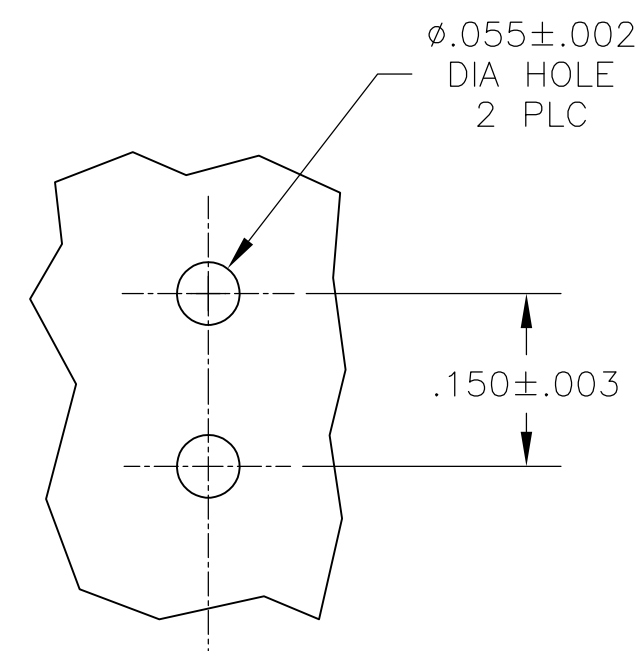
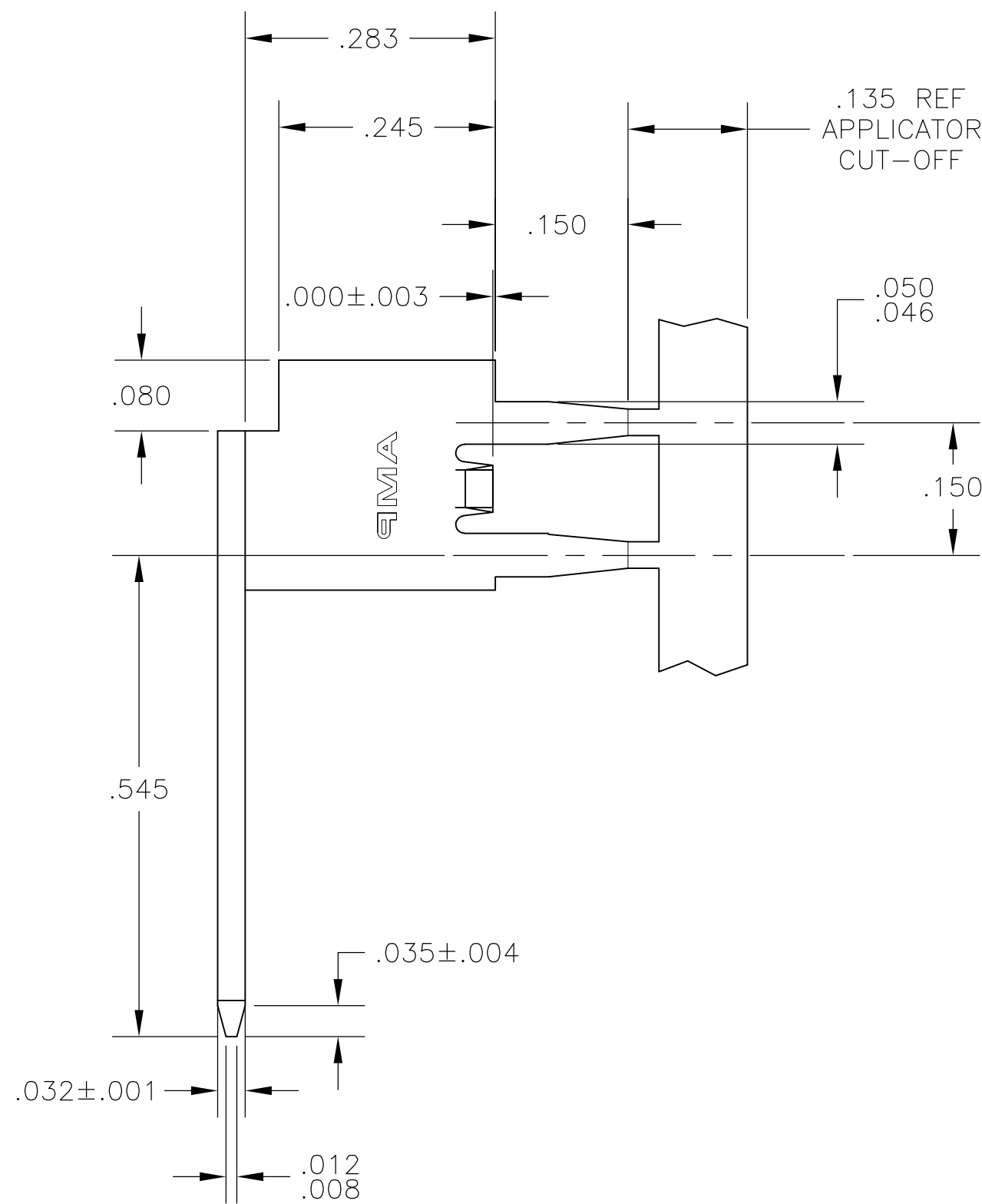
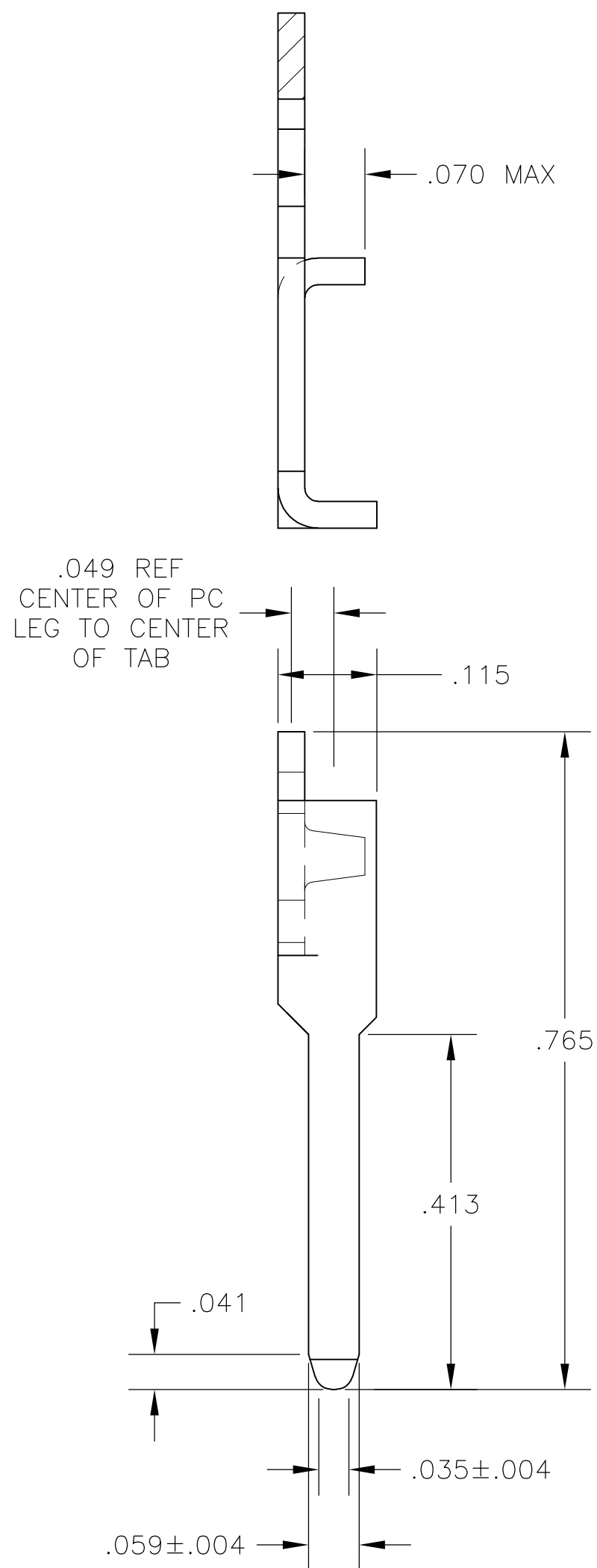


THIS DRAWING IS UNPUBLISHED. RELEASED FOR PUBLICATION
 © COPYRIGHT - By - ALL RIGHTS RESERVED.

LOC	DIST	REVISIONS			
P	LTR	DESCRIPTION	DATE	DWN	APVD
AF	50	J	REVISED PER ECR-13-001204	26JUN13	KH PD

- 1 CONTINUOUS STRIP ON REELS.
- 2 .000100-.000200 TIN OVER
.000100 MIN NICKEL.



P.C. BOARD HOLES

1217088-1

PART NO.

THIS DRAWING IS A CONTROLLED DOCUMENT.		DWN	JR RUTH	06APR01		TE Connectivity																		
DIMENSIONS: INCHES		CHK	MS FEHER	06APR01		NAME																		
TOLERANCES UNLESS OTHERWISE SPECIFIED:		APVD	N DEIBERT	06APR01		PRODUCT SPEC																		
<table border="1"> <tr><td>0 PLC</td><td>±</td><td>-</td></tr> <tr><td>1 PLC</td><td>±</td><td>-</td></tr> <tr><td>2 PLC</td><td>±</td><td>-</td></tr> <tr><td>3 PLC</td><td>±</td><td>.010</td></tr> <tr><td>4 PLC</td><td>±</td><td>-</td></tr> <tr><td>ANGLES</td><td>±</td><td>-</td></tr> </table>		0 PLC	±	-		1 PLC	±	-	2 PLC	±	-	3 PLC	±	.010	4 PLC	±	-	ANGLES	±	-	APPLICATION SPEC		NAME	
0 PLC	±	-																						
1 PLC	±	-																						
2 PLC	±	-																						
3 PLC	±	.010																						
4 PLC	±	-																						
ANGLES	±	-																						
MATERIAL	BRASS	FINISH			WEIGHT	-	SIZE	A2	CAGE CODE	00779	DRAWING NO	C=1217088	RESTRICTED TO	-										
CUSTOMER DRAWING					SCALE	6:1	SHEET	1 of 1	REV	J														