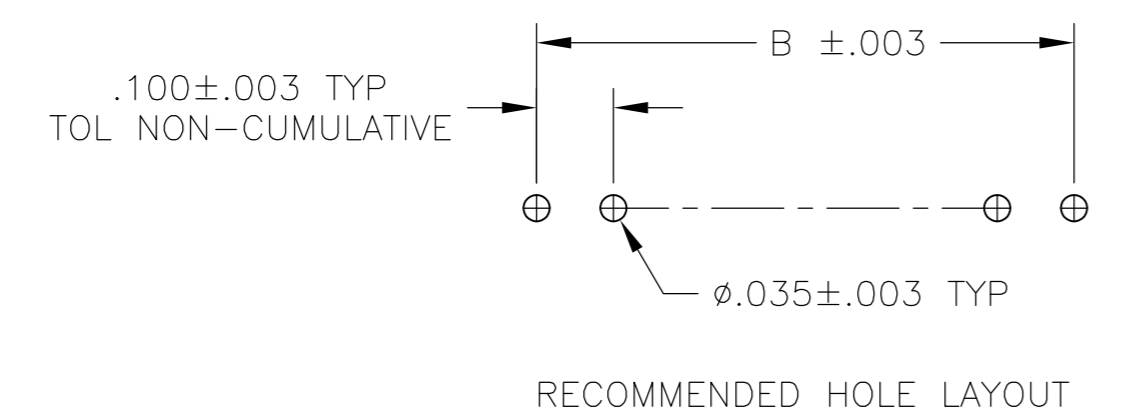
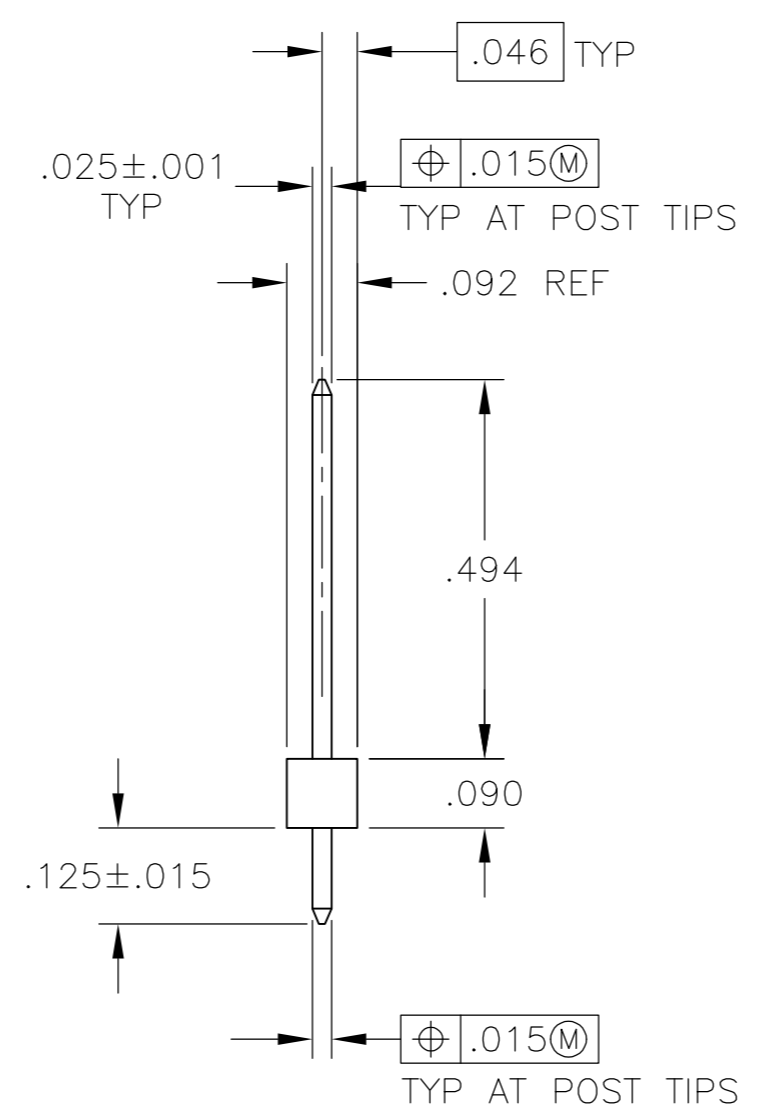
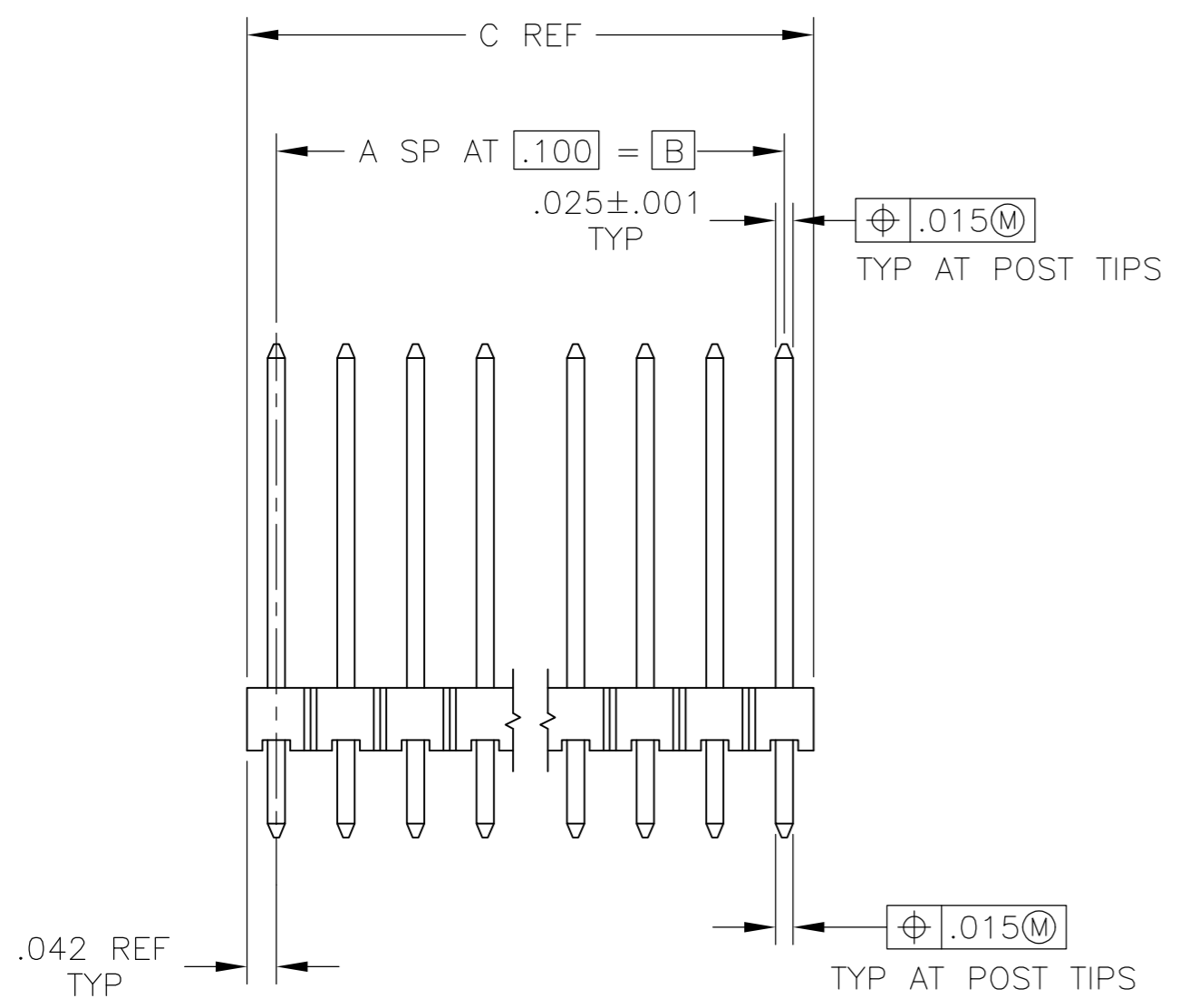


THIS DRAWING IS UNPUBLISHED. RELEASED FOR PUBLICATION
 © COPYRIGHT - By - ALL RIGHTS RESERVED.

LOC		DIST		REVISIONS			
P	LTR	DESCRIPTION		DATE	DWN	APVD	
AD	00	H3	REVISED PER ECO-13-002064	05FEB13	KH	MM	



- 1 TRUE POSITION TOLERANCE OF THE POST TIPS APPLIES WHEN THE HEADERS ARE HELD FLAT AGAINST THE PRINTED CIRCUIT BOARD
- 2 ASSEMBLY MAY BE BROKEN TO THE DESIRED NUMBER OF POSITIONS
- 3 HOUSING: FLAME RETARDANT THERMOPLASTIC, COLOR-BLACK. POST: PHOSPHOR BRONZE.
- 4 .000100-.000200 MATTE TIN-LEAD OVER .000050 NICKEL.
- 5 PRELIMINARY PART - NOT RELEASED FOR PRODUCTION
- 6 .000100-.000200 MATTE TIN OVER .000050 NICKEL.
- 7 HIGH TEMPERATURE CONFIGURATION
- 8 OBSOLETE PER RENAUD/SINISI STREAMLINING

REMARKS	PLATING	C	B	A	NO. OF POSN.	PART NUMBER	
8	7	6	.184	.100	1	2	5-147336-4
8	7	6	.984	.900	9	10	5-147336-3
8	7	6	.884	.800	8	9	5-147336-2
8	7	6	.784	.700	7	8	5-147336-1
8	-	4	.184	.100	1	2	147336-4
-	-	4	.984	.900	9	10	147336-3
-	-	4	.884	.800	8	9	147336-2
-	-	4	.784	.700	7	8	147336-1

THIS DRAWING IS A CONTROLLED DOCUMENT.

DWN B. HAYMAKER 02NOV99
 CHK J. GESFORD 02NOV99
 APVD J. GESFORD 02NOV99

TE Connectivity

ASSEMBLY, HEADER, BREAKAWAY, MOD II, SINGLE ROW, .100 CL, VERTICAL, WITH .025 SQUARE POSTS

SIZE A2 CAGE CODE 00779 DRAWING NO. 147336 RESTRICTED TO

MATERIAL 3 FINISH SEE TABLE WEIGHT - SCALE 4:1 SHEET 1 of 1 REV H3

CUSTOMER DRAWING