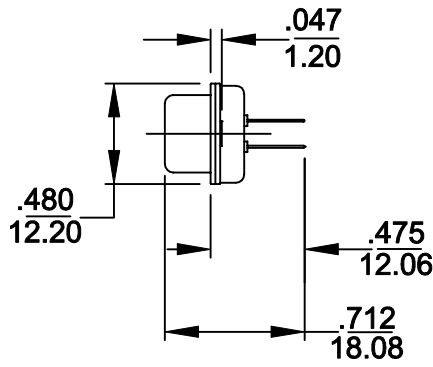
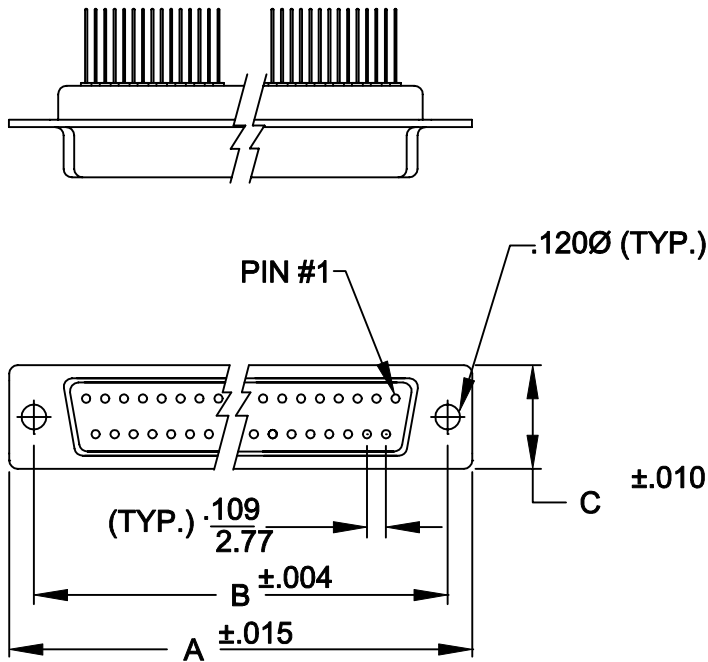
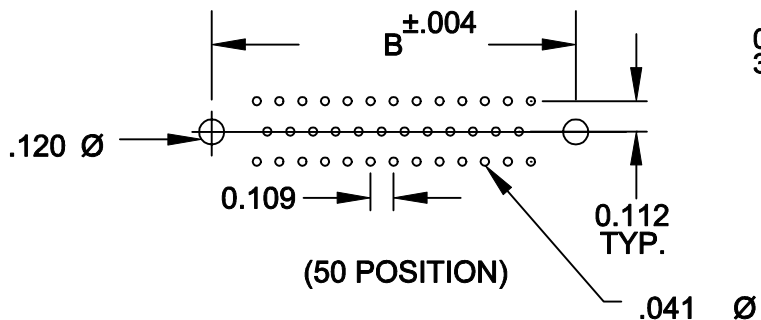
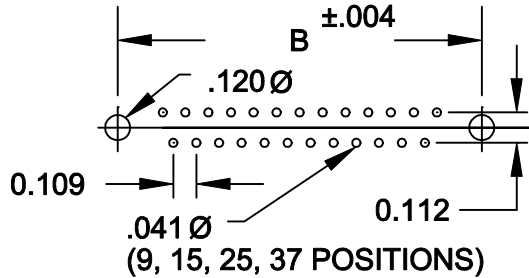


**DESCRIPTION: DIP SOLDER FILTERED D-SUB**



	A	B	C
9	1.204	.984	.480
	30.60	25.00	12.20
15	1.535	1.312	.480
	39.00	33.30	12.20
25	2.078	1.850	.480
	52.80	47.00	12.20
37	2.724	2.500	.480
	69.20	63.50	12.20
50	2.622	2.405	.598
	66.60	61.10	15.2



**477-XXX-212-XX1**

**SERIES** \_\_\_\_\_

**POSITIONS** \_\_\_\_\_

009  
015  
025  
037  
050

**GENDER** \_\_\_\_\_

1 = MALE  
2 = FEMALE

**TERMINATION** \_\_\_\_\_

1 = VERTICAL DIP SOLDER

**SHELL PLATING** \_\_\_\_\_

2 = TIN

**HARDWARE OPTIONS** \_\_\_\_\_

00 = NO HARDWARE  
31 = 4-40 THREADED INSERT

**PLATING OPTIONS** \_\_\_\_\_

1 = GOLD FLASH

**SPECIFICATIONS:**

**MATERIALS:**

SHELL: STEEL, TIN PLATED  
INSULATOR: UL 94V-0 RATED PBTP  
GLASS-FIBER REINFORCED

**ELECTRICALS:**

INDIVIDUAL CAPACITOR VALUE = 1000 pF  
OTHER VALUES AVAILABLE: CONSULT FACTORY  
CURRENT RATING: 5 AMPS  
CONTACT RESISTANCE: <10 mOHMS  
INSULTOR RESISTANCE: 1000 OHMS  
VOLTAGE: 1 KV / AC  
TEMPERATURE: -55°C TO +125°C

	THESE DRAWINGS AND SPECIFICATIONS ARE THE PROPERTY OF NorComp AND SHALL NOT BE REPRODUCED, COPIED OR USED AS THE BASIS FOR THE MANUFACTURE OF SALE OF APPARATUS WITHOUT WRITTEN PERMISSION.	<b>DRAWN:</b> WAYNE ROBBINS	<b>DATE:</b> 9-03-98
		<b>CHECKED:</b>	<b>DATE:</b>
<h1>NorComp</h1>		<b>SCALE:</b> 1:1	<b>SHEET</b> 1 <b>OF</b> 1
		<b>DWG NO.</b> 477-XXX-212-001	<b>REV</b> 2