

## Printed-circuit board connector - MVSTBW 2,5/ 3-ST-5,08 GY - 1783685

Please be informed that the data shown in this PDF Document is generated from our Online Catalog. Please find the complete data in the user's documentation. Our General Terms of Use for Downloads are valid (<http://phoenixcontact.com/download>)

Plug component, Nominal current: 12 A, Number of positions: 3, Pitch: 5.08 mm, Connection method: Screw connection, Color: Gray, Contact surface: Tin

### Key commercial data

|                      |          |
|----------------------|----------|
| Packing unit         | 1 pc     |
| Custom tariff number | 85366990 |
| Country of origin    | Germany  |

### Technical data

#### Dimensions

|             |          |
|-------------|----------|
| Pitch       | 5.08 mm  |
| Dimension a | 10.16 mm |

#### General

|                                  |                     |
|----------------------------------|---------------------|
| Range of articles                | MVSTBW 2,5/..-ST    |
| Rated voltage (III/3)            | 250 V               |
| Connection in acc. with standard | EN-VDE              |
| Nominal current $I_N$            | 12 A                |
| Nominal cross section            | 2.5 mm <sup>2</sup> |
| Number of positions              | 3                   |

#### Connection data

|  |                      |
|--|----------------------|
| Conductor cross section solid min.   | 0.2 mm <sup>2</sup>  |
| Conductor cross section solid max.   | 2.5 mm <sup>2</sup>  |
| Conductor cross section stranded min.                                      | 0.2 mm <sup>2</sup>  |
| Conductor cross section stranded max.                                      | 2.5 mm <sup>2</sup>  |
| Conductor cross section stranded, with ferrule without plastic sleeve min. | 0.25 mm <sup>2</sup> |
| Conductor cross section stranded, with ferrule without plastic sleeve max. | 2.5 mm <sup>2</sup>  |
| Conductor cross section stranded, with ferrule with plastic sleeve min.    | 0.25 mm <sup>2</sup> |
| Conductor cross section stranded, with ferrule with plastic sleeve max.    | 2.5 mm <sup>2</sup>  |
| Conductor cross section AWG/kcmil min.                                     | 24                   |
| Conductor cross section AWG/kcmil max                                      | 12                   |
| 2 conductors with same cross section, solid min.                           | 0.2 mm <sup>2</sup>  |
| 2 conductors with same cross section, solid max.                           | 1 mm <sup>2</sup>    |
| 2 conductors with same cross section, stranded min.                        | 0.2 mm <sup>2</sup>  |

# Printed-circuit board connector - MVSTBW 2,5/ 3-ST-5,08 GY - 1783685

## Technical data

### Connection data

|   |                      |
|---|----------------------|
| 2 conductors with same cross section, stranded max.                                     | 1.5 mm <sup>2</sup>  |
| 2 conductors with same cross section, stranded, ferrules without plastic sleeve, min.   | 0.25 mm <sup>2</sup> |
| 2 conductors with same cross section, stranded, ferrules without plastic sleeve, max.   | 1 mm <sup>2</sup>    |
| 2 conductors with same cross section, stranded, TWIN ferrules with plastic sleeve, min. | 0.5 mm <sup>2</sup>  |
| 2 conductors with same cross section, stranded, TWIN ferrules with plastic sleeve, max. | 1.5 mm <sup>2</sup>  |
| Minimum AWG according to UL/CUL   | 30                   |
| Maximum AWG according to UL/CUL   | 12                   |

## Classifications

### eCl@ss

|            |          |
|------------|----------|
| eCl@ss 4.0 | 272607xx |
| eCl@ss 4.1 | 27260701 |
| eCl@ss 5.0 | 27260701 |
| eCl@ss 5.1 | 27141190 |
| eCl@ss 6.0 | 27260704 |
| eCl@ss 7.0 | 27440402 |
| eCl@ss 8.0 | 27440402 |

### ETIM

|          |          |
|----------|----------|
| ETIM 3.0 | EC001121 |
| ETIM 4.0 | EC002638 |
| ETIM 5.0 | EC002638 |

### UNSPSC

|               |          |
|---------------|----------|
| UNSPSC 6.01   | 30211810 |
| UNSPSC 7.0901 | 39121409 |
| UNSPSC 11     | 39121409 |
| UNSPSC 12.01  | 39121409 |
| UNSPSC 13.2   | 39121409 |

## Approvals

### Approvals

# Printed-circuit board connector - MVSTBW 2,5/ 3-ST-5,08 GY - 1783685

## Approvals


### Approvals

UL Recognized / VDE Gutachten mit Fertigungsüberwachung / cUL Recognized / IECCE CB Scheme / GOST / CCA / CSA / GOST / cULus Recognized


### Ex Approvals

### Approvals submitted


## Approval details

UL Recognized 

|                                | B     | D     |
|--------------------------------|-------|-------|
| mm <sup>2</sup> /AWG/kcmil     | 30-12 | 30-12 |
| Nominal current I <sub>N</sub> | 15 A  | 10 A  |
| Nominal voltage U <sub>N</sub> | 300 V | 300 V |

VDE Gutachten mit Fertigungsüberwachung 

|                                |         |
|--------------------------------|---------|
| mm <sup>2</sup> /AWG/kcmil     | 0.2-2.5 |
| Nominal current I <sub>N</sub> | 12 A    |
| Nominal voltage U <sub>N</sub> | 250 V   |

cUL Recognized 

|                                | B     | D     |
|--------------------------------|-------|-------|
| mm <sup>2</sup> /AWG/kcmil     | 30-12 | 30-12 |
| Nominal current I <sub>N</sub> | 15 A  | 10 A  |
| Nominal voltage U <sub>N</sub> | 300 V | 300 V |

# Printed-circuit board connector - MVSTBW 2,5/ 3-ST-5,08 GY - 1783685

## Approvals

|                                |         |
|--------------------------------|---------|
| IECEE CB Scheme                |         |
| mm <sup>2</sup> /AWG/kcmil     | 0.2-2.5 |
| Nominal current I <sub>N</sub> | 12 A    |
| Nominal voltage U <sub>N</sub> | 250 V   |

|      |  |
|------|--|
| GOST |  |
|------|--|

|                                |         |
|--------------------------------|---------|
| CCA                            |         |
| mm <sup>2</sup> /AWG/kcmil     | 0.2-2.5 |
| Nominal current I <sub>N</sub> | 12 A    |
| Nominal voltage U <sub>N</sub> | 250 V   |

|                                |       |       |
|--------------------------------|-------|-------|
| CSA                            |       |       |
|                                | B     | D     |
| mm <sup>2</sup> /AWG/kcmil     | 28-12 | 28-12 |
| Nominal current I <sub>N</sub> | 10 A  | 10 A  |
| Nominal voltage U <sub>N</sub> | 300 V | 300 V |

|      |  |
|------|--|
| GOST |  |
|------|--|

|                  |  |
|------------------|--|
| cULus Recognized |  |
|------------------|--|