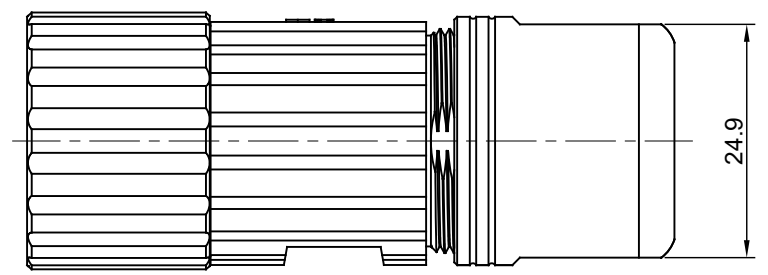
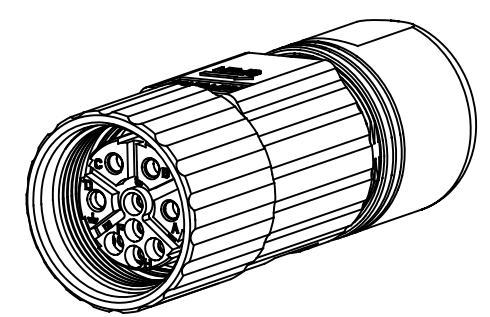
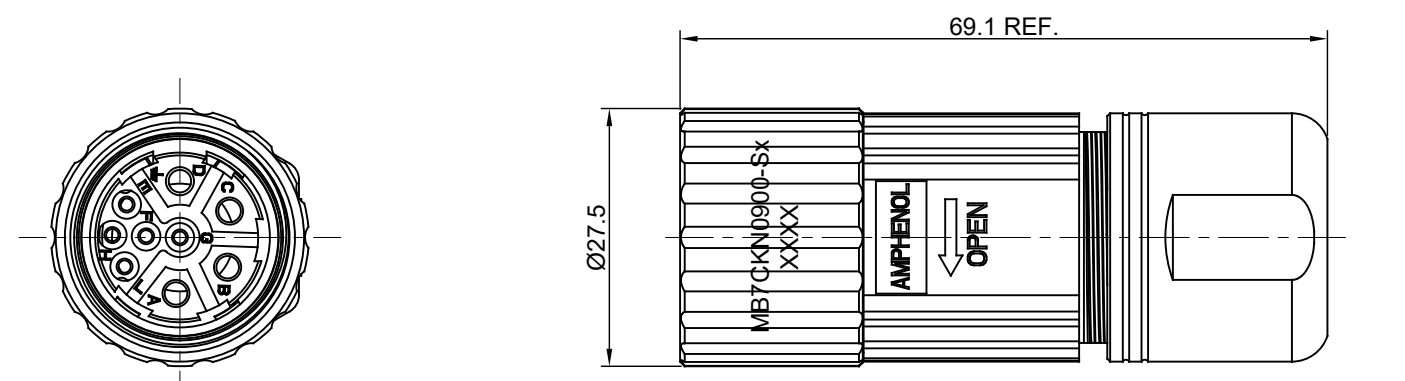


REVISIONS					
REV	ECO	DESCRIPTION	DATE	BY	APPR
A1	-	FIRST RELEASE	Oct.30,2017	White	Tommy
A2	-	ADDED ITEM 5 TO BOM	12/13/2021	RO	RO



NOTES: UNLESS OTHERWISE SPECIFIED

- MATERIAL:
 - INSULATION INSERT: PA66, UL94 V0
 - SEAL: VITON, EPDM
 - HOUSING BODY: ZINC DIE CAST, NICKEL PLATED
 - COUPLING NUT: COPPER ALLOY, NICKEL PLATED
 - CONTACT: COPPER ALLOY, GOLD PLATED
- SPECIFICATIONS:
 - 2.1 CURRENT RATING: SIGNAL: 10 AMPS
POWER: 30AMPS
 - 2.2 VOLTAGE RATING: SIGNAL: 250V AC/DC
POWER: 630V AC/DC
 - 2.3 CONTACT RESISTANCE: SIGNAL: <5 mOHMS
POWER: <3 mOHMS
 - 2.4 OPERATING TEMPERATURE: -20°C TO +130°C
 - 2.5 DIELECTRIC WITHSTANDING VOLTAGE: LESS THAN 2 MILLIAMPS CURRENT LEAKAGE @ SIGNAL: 2500VOLTS AC.
POWER: 6000 VOLTS AC.
 - 2.6 DEGREE OF PROTECTION: IP67 (MATED CONDITION)
 - 2.7 DEGREE OF POLLUTION: 3 PER UL840
 - 2.8 OVERVOLTAGE CATEGORY: III PER UL840
 - 2.9 MATING CYCLE DURABILITY: >500 CYCLES
 - 2.10 RoHS COMPLIANT

3. ALL DIMENSIONS ARE FOR REFERENCE USE ONLY.

Item	Part number	Connector P/N	Cable OD Range
1	MB7CKN0900-S1-KIT	MB7CKN0900-S1	7.5~11.0 mm
2	MB7CKN0900-S2-KIT	MB7CKN0900-S2	11.0~14.5 mm
3	MB7CKN0900-S3-KIT	MB7CKN0900-S3	14.5~17.0 mm

4	SC000523	M23B, ELITE SERIES, 2.0MM SOCKET	5
5	SC000385	Socket contact, 1.0mm, Crimp 24~28AWG	4
5	SC000259	Socket contact, 1.0mm, Crimp 18~22AWG	3
4	SC000260	Socket contact, 2.0mm, Crimp 14~18AWG	2
1	MB7CKN0900-Sx	CONNECTOR	1
QUANTITY	PART NUMBER	DESCRIPTION	ITEM

MATERIALS LIST

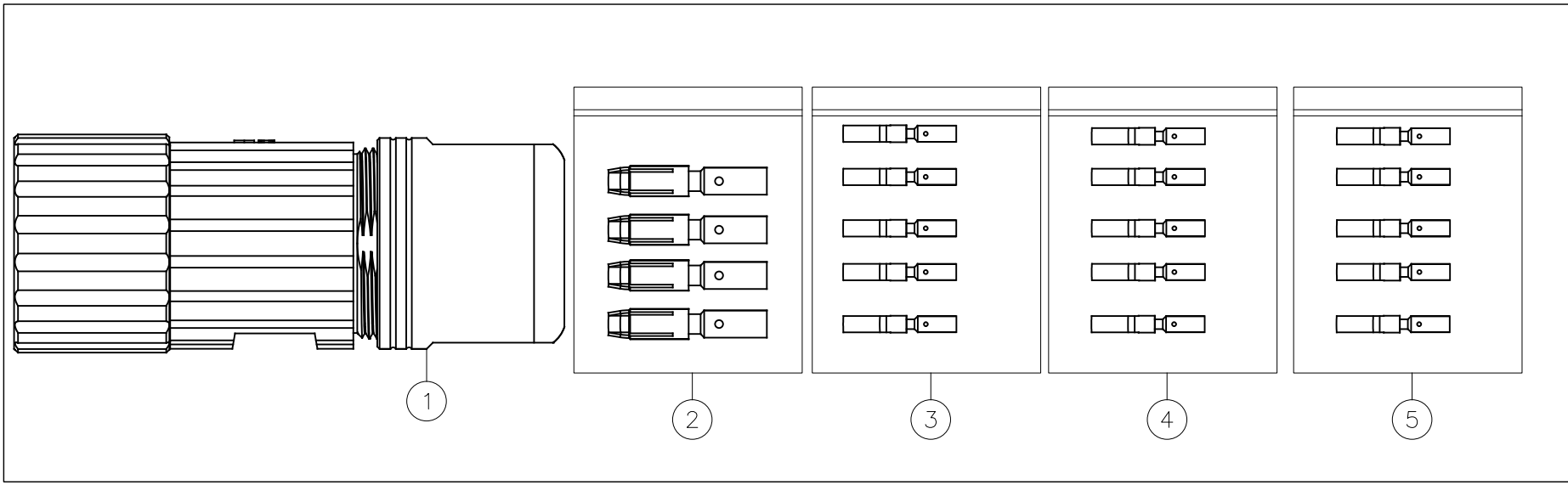
UNLESS OTHERWISE SPECIFIED		
1) All dimensions are in metric (mm).		
2) Tolerances are as follows:		
1 PL DEC ±0.30	Fractions ±1/64 Angles ±1°	
2 PL DEC ±0.15		
3 PL DEC ±0.08		
3) Note reference =		
SIGNATURES		DATE
DRAWN: White		Oct.30,17
CHECKED: Tod		Oct.30,17
ENGINEER:		
APPROVAL: Tommy		Oct.30,17
MATERIAL SPECIFICATIONS:		
CUSTOMER:		
PROCESS SPECIFICATIONS:		
NEXT ASSY:		

Amphenol

Sine Systems - www.amphenol-sine.com
44724 Morley Drive
Clinton Township, MI 48036

KIT;M23B,PLUG,STRAIGHT,9(4+5)POS

SIZE	TYPE	DWG NO.	REVISION
B	C-	MB7CKN0900-Sx-KIT	A2
SCALE:	NONE		SHEET 1 OF 1



TITLE: KIT;M23B,PLUG,STRAIGHT,9(4+5)POS

DWG NO: MB7CKN0900-Sx-KIT

REV: A2

SH: 1

OF: 1