

1-969973-0 ✓ ACTIVE

AMPMODU | AMPMODU HV-100/HV-190

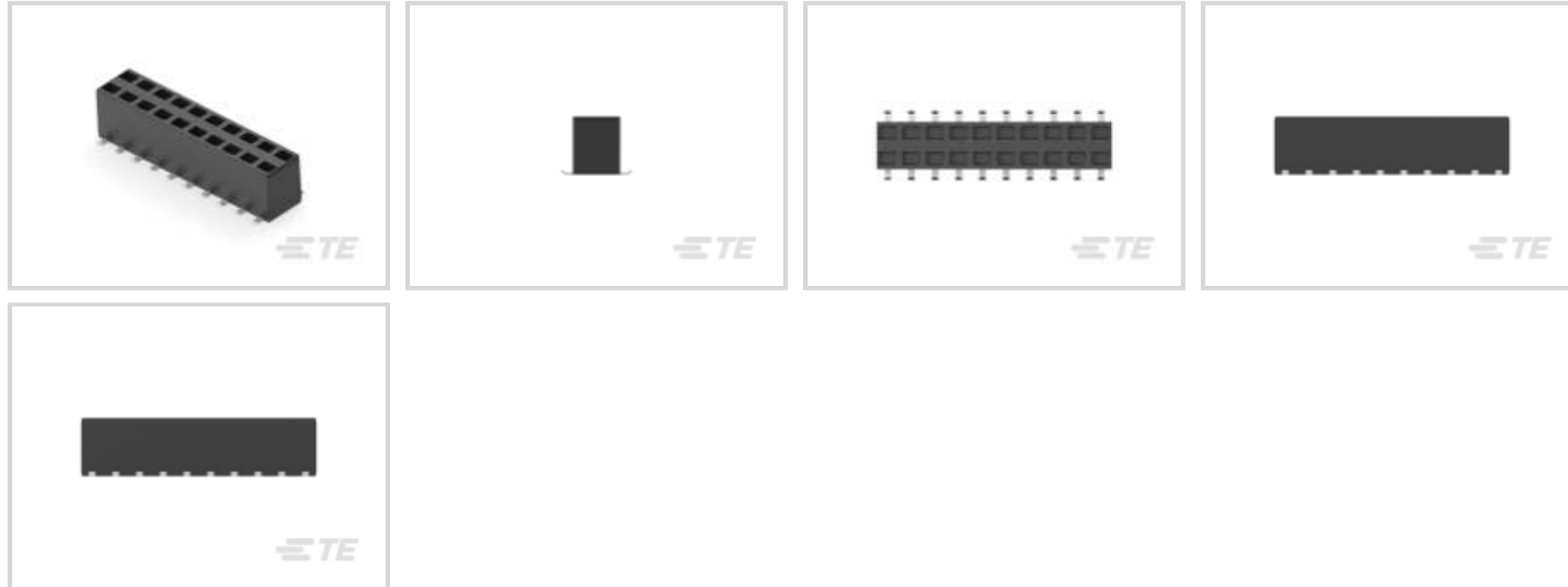
TE Internal #: 1-969973-0

PCB Mount Receptacle, Vertical, Board-to-Board, 20 Position, 2.54 mm [.1 in] Centerline, Gold, Surface Mount, Signal, Black, AMPMODU HV-100/HV-190

[View on TE.com >](#)



Connectors > PCB Connectors > PCB Headers & Receptacles



PCB Connector Assembly Type: **PCB Mount Receptacle**

PCB Mount Orientation: **Vertical**

Connector System: **Board-to-Board**

Number of Positions: **20**

Number of Rows: **2**

Features

Product Type Features

PCB Connector Assembly Type	PCB Mount Receptacle
Connector System	Board-to-Board
Sealable	No
Connector & Contact Terminates To	Printed Circuit Board

Configuration Features

Stackable	Yes
PCB Mount Orientation	Vertical
Number of Positions	20
Number of Rows	2
Board-to-Board Configuration	Parallel

Body Features

Connector Profile	Standard
Primary Product Color	Black

Contact Features



Contact Protection Type	Closed Entry Housing
Mating Square Post Dimension	.64 mm[.025 in]
Contact Layout	Inline
Mating Pin Diameter	.63 mm[.025 in]
Contact Base Material	Phosphor Bronze
Contact Mating Area Plating Material	Gold
Contact Mating Area Plating Material Thickness	.762 μ m[30 μ in]
Contact Type	Socket
Contact Current Rating (Max)	3 A

Termination Features

Rectangular Termination Post & Tail Thickness	.2 mm[.008 in]
Rectangular Termination Post & Tail Width	.7 mm[.027 in]
Termination Method to Printed Circuit Board	Surface Mount

Mechanical Attachment

Mating Alignment	Without
PCB Mount Retention	Without
PCB Mount Alignment	Without
Connector Mounting Type	Board Mount

Housing Features

Mating Entry Location	Bottom & Top
Centerline (Pitch)	2.54 mm[.1 in]
Housing Material	LCP (Liquid Crystal Polymer)

Dimensions

Connector Height	6.2 mm[.244 in]
Row-to-Row Spacing	2.54 mm[.1 in]
Stack Height	9 mm[.354 in]
PCB Thickness (Recommended)	1.6 mm[.063 in]

Usage Conditions

Operating Temperature Range	-65 – 125 °C[-85 – 257 °F]
-----------------------------	----------------------------

Operation/Application

Solder Process Feature	Board Standoff
Circuit Application	Signal



Industry Standards

UL Flammability Rating	UL 94V-0
------------------------	----------

Packaging Features

Packaging Quantity	600
Packaging Type	Tube

Product Compliance

[For compliance documentation, visit the product page on TE.com>](#)

EU RoHS Directive 2011/65/EU	Compliant
EU ELV Directive 2000/53/EC	Compliant
China RoHS 2 Directive MIIT Order No 32, 2016	No Restricted Materials Above Threshold
EU REACH Regulation (EC) No. 1907/2006	Current ECHA Candidate List: JUNE 2023 (235) Candidate List Declared Against: JAN 2023 (233) Does not contain REACH SVHC
Halogen Content	Low Halogen - Br, Cl, F, I < 900 ppm per homogenous material. Also BFR/CFR/PVC Free
Solder Process Capability	Reflow solder capable to 260°C

Product Compliance Disclaimer

This information is provided based on reasonable inquiry of our suppliers and represents our current actual knowledge based on the information they provided. This information is subject to change. The part numbers that TE has identified as EU RoHS compliant have a maximum concentration of 0.1% by weight in homogenous materials for lead, hexavalent chromium, mercury, PBB, PBDE, DBP, BBP, DEHP, DIBP, and 0.01% for cadmium, or qualify for an exemption to these limits as defined in the Annexes of Directive 2011/65/EU (RoHS2). Finished electrical and electronic equipment products will be CE marked as required by Directive 2011/65/EU. Components may not be CE marked. Additionally, the part numbers that TE has identified as EU ELV compliant have a maximum concentration of 0.1% by weight in homogenous materials for lead, hexavalent chromium, and mercury, and 0.01% for cadmium, or qualify for an exemption to these limits as defined in the Annexes of Directive 2000/53/EC (ELV). Regarding the REACH Regulation, the information TE provides on SVHC in articles for this part number is based on the latest European Chemicals Agency (ECHA) 'Guidance on requirements for substances in articles' posted at this URL: <https://echa.europa.eu/guidance-documents/guidance-on-reach>

Compatible Parts




TE Part # 1-1241050-0
2x10P MOD II BREAK AWAY HDR,
SMD, BLISTER



TE Part # 1-826634-0
MOD2 PIN HEADER 10P



TE Part # 1-826632-0
10P AMPMODU II PIN HDR.




TE Part # 1-826658-0
2X10 POS AMPMODU II PIN HEADER




TE Part # 1-826656-0
10P AMPMODU II STIFT LEI



TE Part # 1-966645-0
2x10P HV100 REC.CON, SMD, GOLD,
TUBE PACK



TE Part # 1-826662-0
10P AMPMODU II STIFTLEI



TE Part # 1-826664-0
10P MOD2 STIFT LEI



TE Part # 1-829394-0
2X10P MOD II UNSHRD HDR, ST, 0.8
AU



TE Part # 1-215447-0
2X10P MOD2 STIFTLEI



TE Part # 1-966269-0
2x10P MODII BREAK AWAY HDR,
SMD, TUBE PKG



TE Part # 1-966709-0
2X10P MODUII BREAK AWAY
HEADER, SMD

Also in the Series | **AMPMODU HV-100/HV-190**



PCB Headers & Receptacles(345)

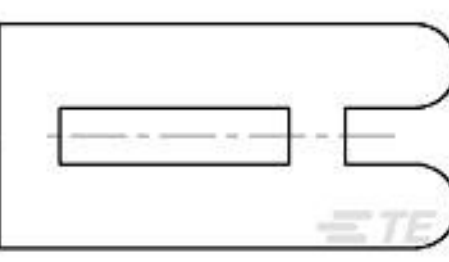
Customers Also Bought




TE Part #2027395-3
T9SV1K15-12S



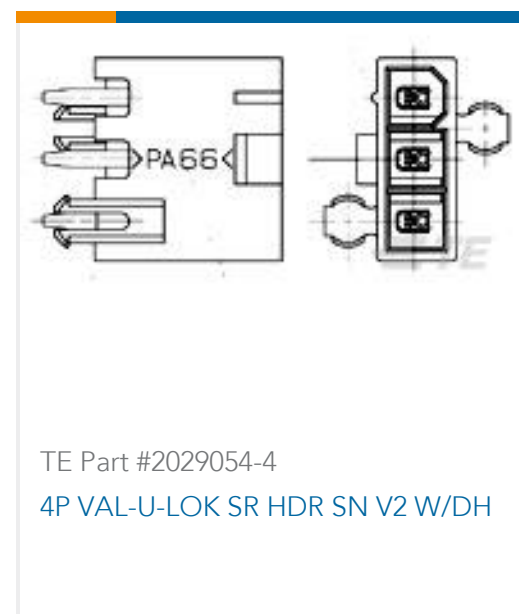
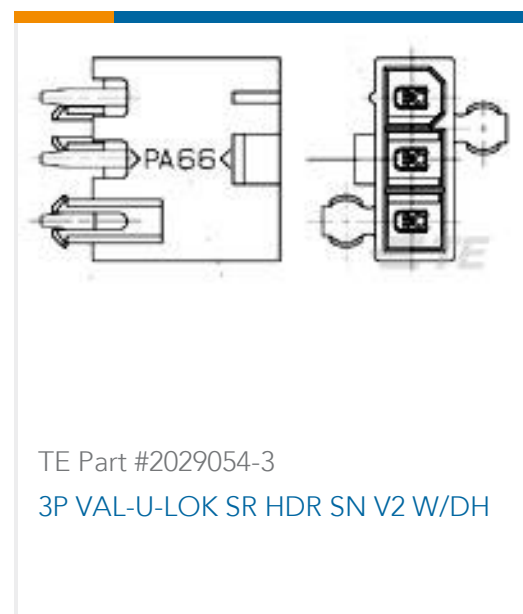

TE Part #1586105-3
3P RCPT VAL-U-LOK SR V2



TE Part #926498-3
MOD2 KODIERSTUECK



TE Part #1586026-4
4P SR RCPT VAL-U-LOK V2



Documents

Product Drawings

2x10P HV100 REC. CON, SMD, GOLD, BLISTER

English

CAD Files

Customer View Model

[ENG_CVM_CVM_1-969973-0_E.2d_dxf.zip](#)

English

3D PDF

3D

Customer View Model

[ENG_CVM_CVM_1-969973-0_E.3d_igs.zip](#)

English

Customer View Model

[ENG_CVM_CVM_1-969973-0_E.3d_stp.zip](#)

English

By downloading the CAD file I accept and agree to the [Terms and Conditions](#) of use.