

High Frequency Ceramic Solutions

3.3-3.8GHz Band Pass Filter, 5G

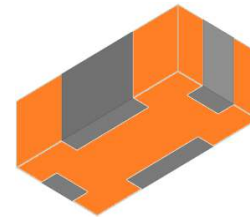

P/N 3600BP14M0600

Detail Specification: #####

Page 1 of 4

General Specifications

Part Number	3600BP14M0600	
Operational Freq.	3300 - 3800 MHz	
Frequency (MHz)	3300 - 3700	3700 - 3800
Insertion Loss (dB)	1.8 typ. (2.0 max)	2.5 typ. (3.2 max.)
Return Loss (dB)	15 typ. (12 min.)	7 typ. (5 min.)



Attenuation (dB)	
806 - 915MHz	35 typ. (30 min.)
1710 - 1785MHz	32 typ. (30 min.)
1850 - 1910MHz	32 typ. (30 min.)
1920 - 1980MHz	32 typ. (30 min.)
2400 - 2500MHz	34 typ. (31 min.)
4900 - 5900MHz	22 typ. (18 min.)

Impedance	50 Ω	Recommended Storage Conditions for unused T&R product	+5 to +35°C Humidity 45~75%RH 18 months max.
Input Power	500 mW max.		
Operating Temperature	-40 to +85°C		
Solder Paste	SAC 305 type is recommended	Reel Quantity (pcs/reel)	4,000

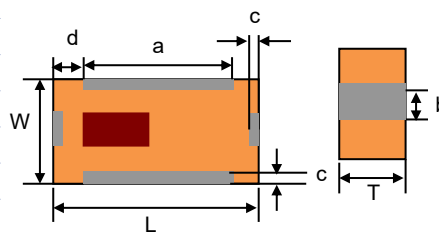
*18 months max. in vacuum sealed bag and 1 week after opened. Please keep unused parts in vacuum sealed bags.
For more info go to <https://www.johansontechnology.com/silverleads-profile>.

Part Number Explanation

P/N Suffix	Packing Style	Bulk	Suffix = S	E.g. 3600BP14M0600S
		T & R	Suffix = T	E.g. 3600BP14M0600T
	Termination Style	Ag/Pt	Suffix = None	E.g. 3600BP14M0600(T or S)
	Evaluation Board	50Ω SMA	Suffix = EB-SMA	E.g. 3600BP14M0600-EB-SMA

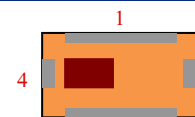
Mechanical Dimensions

	In	mm
L	0.063 ± 0.004	1.60 ± 0.10
W	0.031 ± 0.004	0.80 ± 0.10
T	0.022 ± 0.004	0.55 ± 0.10
a	0.028 ± 0.006	0.70 ± 0.15
b	0.012 ± 0.004	0.30 ± 0.10
c	0.006 ± 0.004	0.15 ± 0.10
d	0.018 ± 0.006	0.45 ± 0.15



Terminal Configuration

No.	Function
1	GND
2	INPUT / OUTPUT
3	GND
4	INPUT / OUTPUT



bidirectional component

Johanson Technology, Inc. reserves the right to make design changes without notice.

All sales are subject to Johanson Technology, Inc. terms and conditions.



<https://www.johansontechnology.com>

4001 Calle Tecate • Camarillo, CA 93012 • TEL 805.389.1166 FAX 805.389.1821

Ver. 2.0

2020 Johanson Technology, Inc. All Rights Reserved

High Frequency Ceramic Solutions

3.3-3.8GHz Band Pass Filter, 5G

P/N 3600BP14M0600

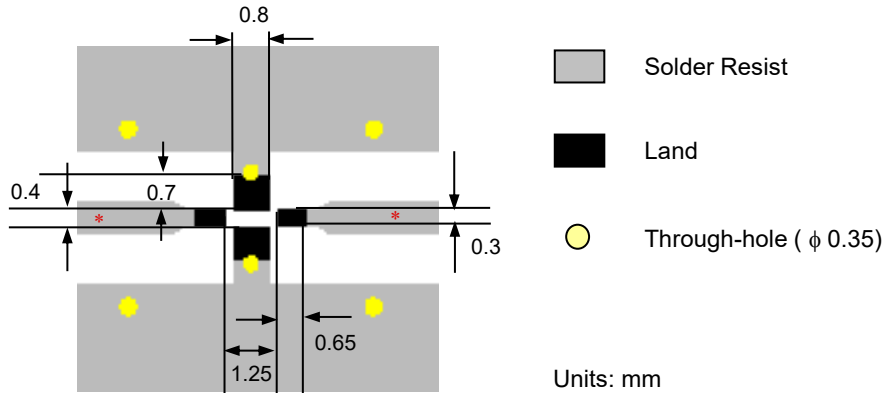
Detail Specification: #####

Page 2 of 4

Mounting Pad Dimensions

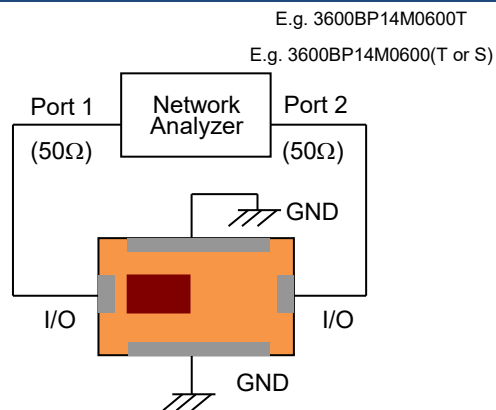
Mount these devices with brown mark facing up.

* Line width should be designed to provide 50 Ω impedance matching characteristics.



Would you like the CAD layout? Send us a message at: <https://www.johansontechnology.com/ask-a-question>

Measurement Schematic



Johanson Technology, Inc. reserves the right to make design changes without notice.

All sales are subject to Johanson Technology, Inc. terms and conditions.



<https://www.johansontechnology.com>
4001 Calle Tecate • Camarillo, CA 93012 • TEL 805.389.1166 FAX 805.389.1821

Ver. 2.0

2020 Johanson Technology, Inc. All Rights Reserved

High Frequency Ceramic Solutions

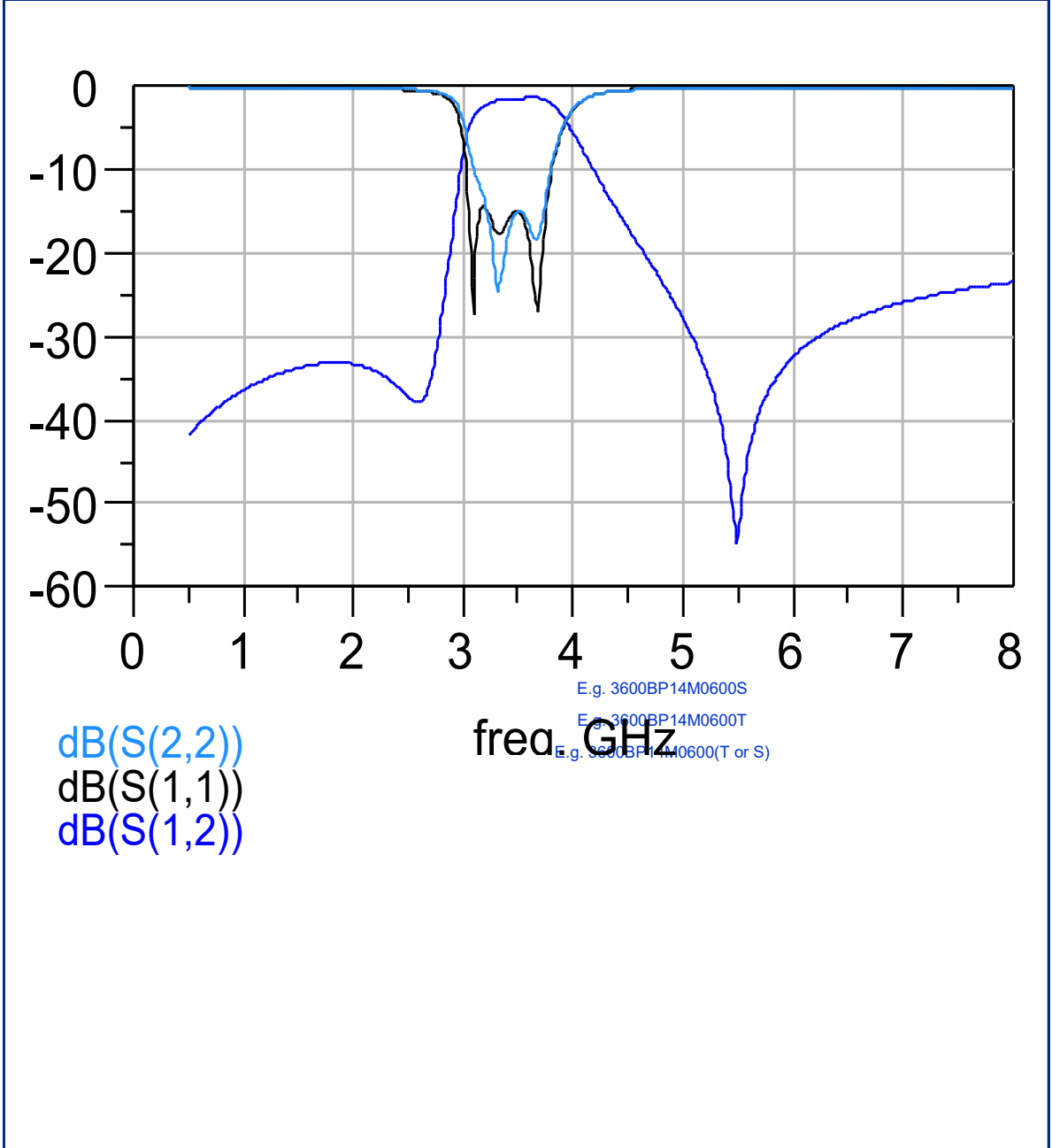
3.3-3.8GHz Band Pass Filter, 5G

P/N 3600BP14M0600

Detail Specification: #####

Page 3 of 4

Typical Electrical Characteristics (T=25°C)



Johanson Technology, Inc. reserves the right to make design changes without notice.

All sales are subject to Johanson Technology, Inc. terms and conditions.



<https://www.johansontechnology.com>
4001 Calle Tecate • Camarillo, CA 93012 • TEL 805.389.1166 FAX 805.389.1821
Ver. 2.0 2020 Johanson Technology, Inc. All Rights Reserved

High Frequency Ceramic Solutions

3.3-3.8GHz Band Pass Filter, 5G

P/N 3600BP14M0600

Detail Specification: #####

Page 4 of 4

Application Notes, Layout Files, and more

<https://www.johansontechnology.com/band-pass-filters>

Packaging information

<https://www.johansontechnology.com/tape-reel-packaging>

Soldering Information

<https://www.johansontechnology.com/ipcsoldering-profile>

MSL Info

<https://www.johansontechnology.com/msl-rating>

Recommended Storage Condition and Max Shelf Life

<https://www.johansontechnology.com/recommended-storage-conditions>

RoHS Compliance

<https://www.johansontechnology.com/rohs-compliance>

Antenna layout and tuning techniques

<https://www.johansontechnology.com/tuning>

Antenna layout review, tuning, and characterization services

<https://www.johansontechnology.com/ipc-antenna-services>

E.g. 3600BP14M0600T

E.g. 3600BP14M0600(T or S)

Johanson Technology, Inc. reserves the right to make design changes without notice.

All sales are subject to Johanson Technology, Inc. terms and conditions.



<https://www.johansontechnology.com>
4001 Calle Tecate • Camarillo, CA 93012 • TEL 805.389.1166 FAX 805.389.1821
Ver. 2.0 2020 Johanson Technology, Inc. All Rights Reserved