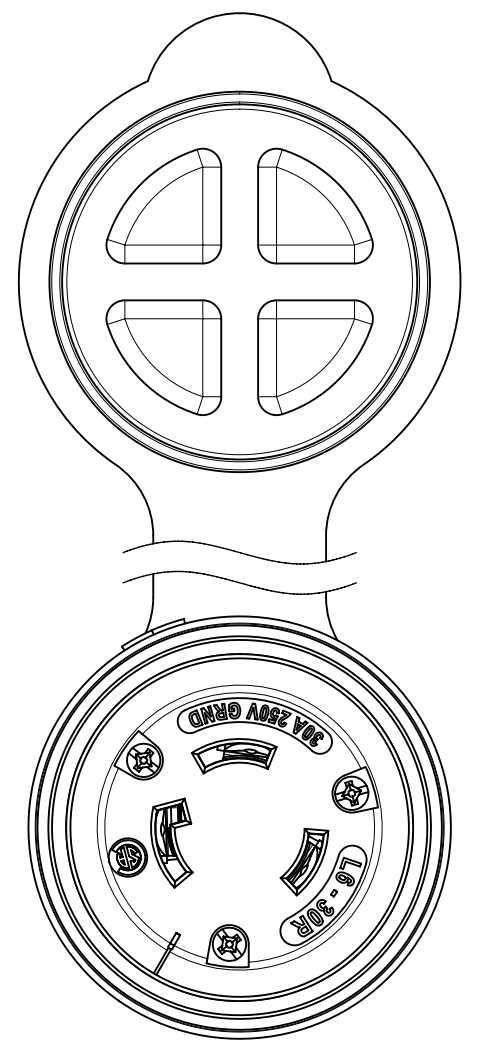
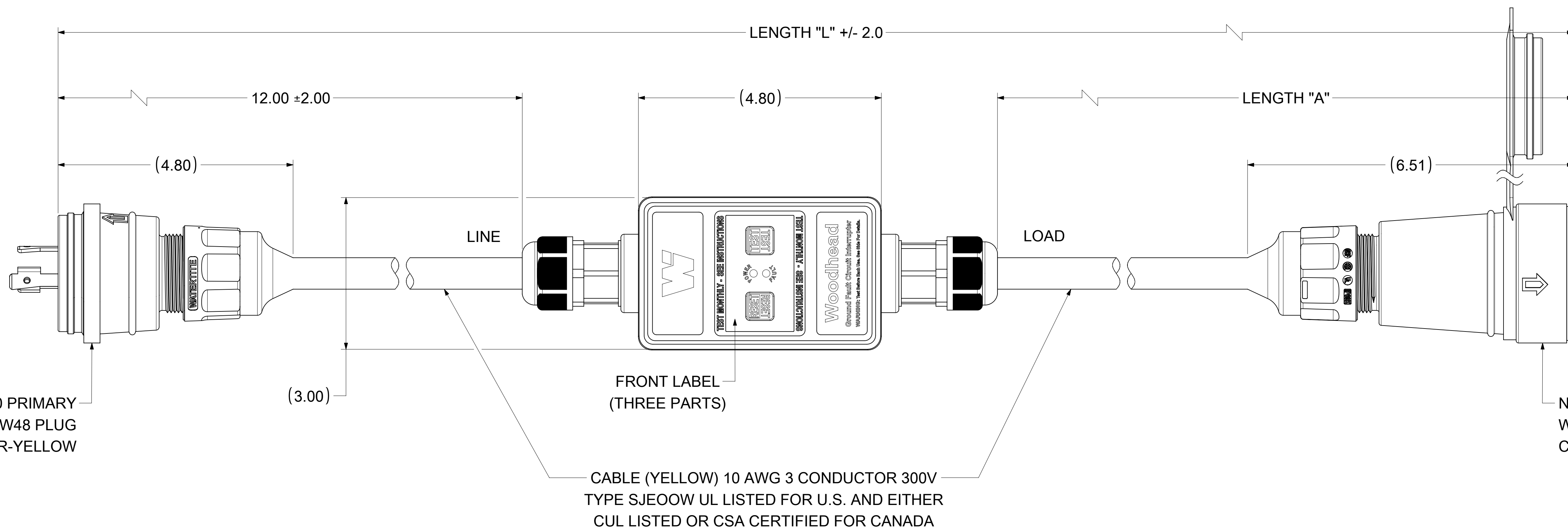
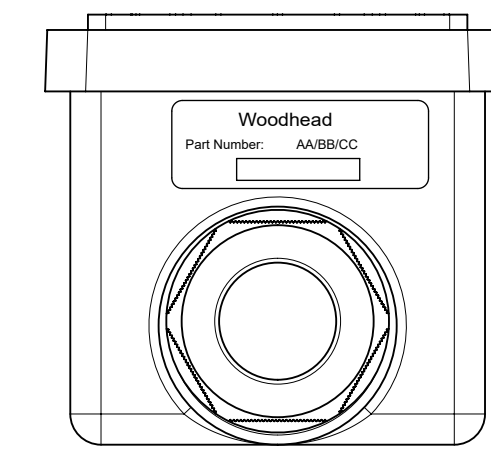
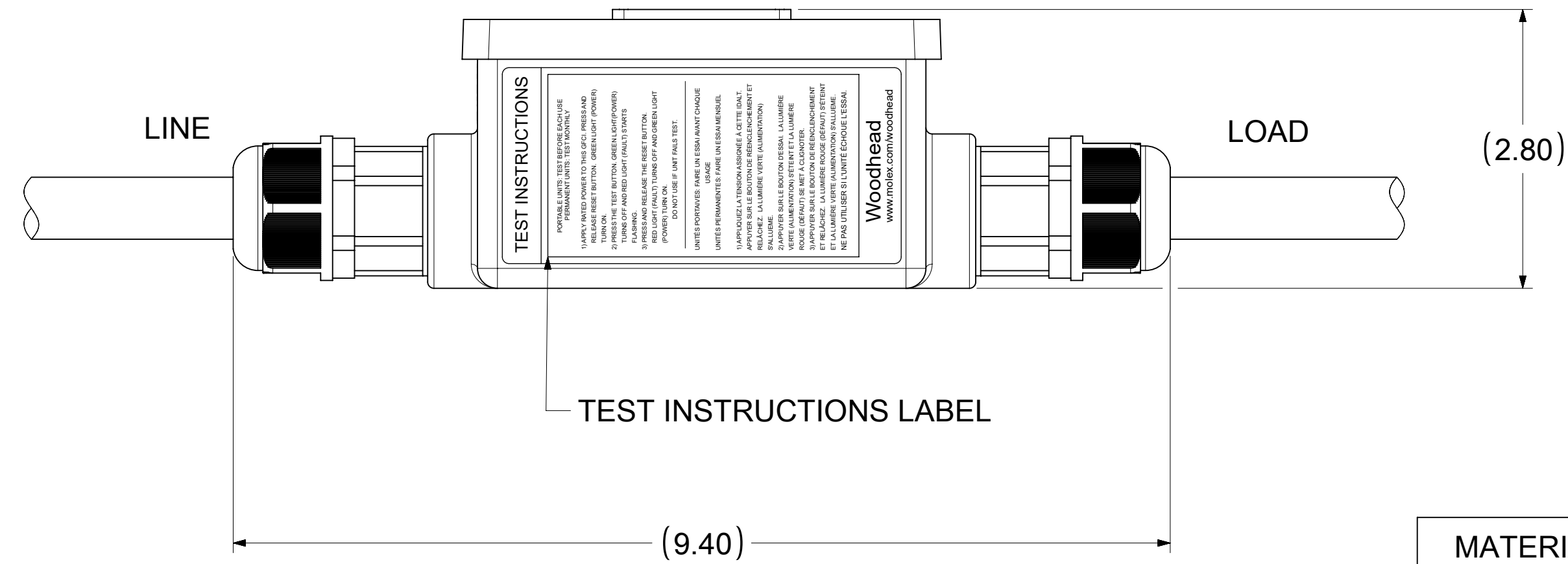
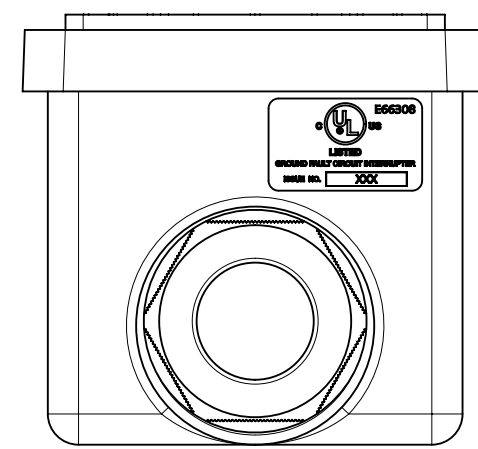


NEMA L6-30 PRIMARY
WOODHEAD #28W48 PLUG
COLOR-YELLOW



NEMA L6-30 SECONDARY
WOODHEAD #29W48 CONNECTOR
COLOR-YELLOW



FRONT LABEL
(THREE PARTS)

CABLE (YELLOW) 10 AWG 3 CONDUCTOR 300V
TYPE SJE00W UL LISTED FOR U.S. AND EITHER
CUL LISTED OR CSA CERTIFIED FOR CANADA

TEST INSTRUCTIONS LABEL

TECHNICAL

LISTED:	UL & CSA
RATED SUPPLY VOLTAGE:	240VAC
RATED CURRENT:	UP TO 30 AMPS
RESET TYPE:	AUTOMATIC OR MANUAL
OPERATING FREQUENCY:	60 Hz
TYPE:	CLASS A
GROUND TRIP CURRENT:	5mA +/- 1mA
OVERLOAD CURRENT:	180 AMPS, 0.45PF
INSULATION VOLTAGE:	1,500 VRMS - 1 MINUTE
ENDURANCE OPERATIONS:	3000 OPERATIONS
ENCLOSURE:	NEMA 4X/6P

MATERIAL NO.	ENGINEERING NO.	LENGTH "L"	LENGTH "A"	POWER-UP
1301530193	30054-1A	2 FT 9.4 IN.	1 FT	AUTO
1301530199	30054-6A	7 FT 9.4 IN.	6 FT	AUTO
1301530196	30054-25A	26 FT 9.4 IN.	25 FT	AUTO
1301530194	30054-1M	2 FT 9.4 IN.	1 FT	MANUAL
1301530200	30054-6M	7 FT 9.4 IN.	6 FT	MANUAL
1301530197	30054-25M	26 FT 9.4 IN.	25 FT	MANUAL

FUNCTIONAL SYMBOLS FA = 0 FC = 0 FP = 0	THIS DRAWING CONTAINS INFORMATION THAT IS PROPRIETARY TO MOLEX ELECTRONIC TECHNOLOGIES, LLC AND SHOULD NOT BE USED WITHOUT WRITTEN PERMISSION		CURRENT REV DESC: NEW SALES DRAWING CREATED	
	DIMENSION UNITS INCH	SCALE NTS	<p>30A/240V INLINE GFCI AUTO 2FT WATERTITE NEMA</p> <p>PRODUCT CUSTOMER DRAWING</p>	
GENERAL TOLERANCES (UNLESS SPECIFIED)				
ANGULAR TOL ± °		EC NO: 666699		
4 PLACES ±		DRWN: PPURSTANDEL 2021/07/06		
3 PLACES ±		CHK'D: DNGUYEN62 2021/08/16		
2 PLACES ±		APPR: HKNEELAND 2021/08/17		
1 PLACE ±		INITIAL REVISION:		
0 PLACES ±		DRWN: PPURSTANDEL 2021/07/06		
DRAFT WHERE APPLICABLE MUST REMAIN WITHIN DIMENSIONS		APPR: HKNEELAND 2021/08/17		
THIRD ANGLE PROJECTION		DRAWING	SERIES	MATERIAL NUMBER
		D-SIZE	130153	SEE TABLE
		CUSTOMER	SHEET NUMBER	
		GENERAL MARKET	1 OF 1	