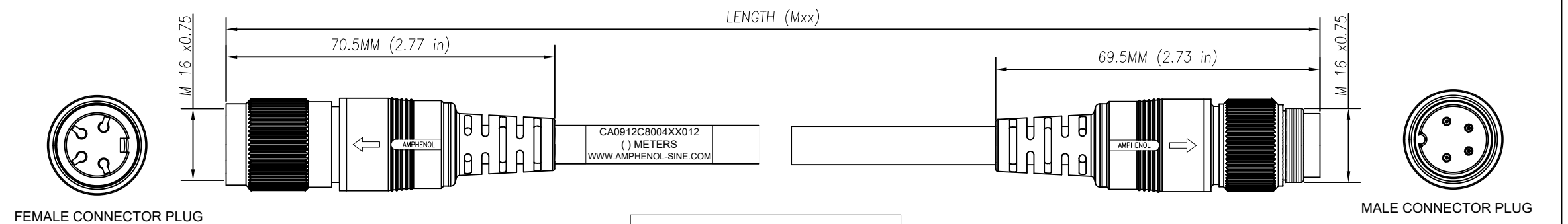


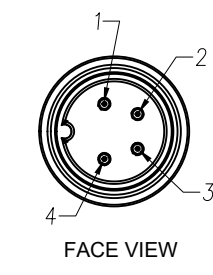

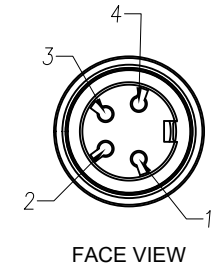
Part Number	Length (Meters)
CA0912C800401012	1 (3.28 FEET)
CA0912C800402012	2 (6.56 FEET)
CA0912C800403012	3 (9.84 FEET)
CA0912C800405012	5 (16.40 FEET)
CA0912C800407012	7 (22.96 FEET)
CA0912C800410012	10 (32.80 FEET)
CA0912C800413012	13 (42.65 FEET)
CA0912C800415012	15 (49.21 FEET)

REVISIONS							
REV	ZONE	ECO	DESCRIPTION	DATE	BY	CHK	APPR
A1	-	-	TECHNICAL DATA SHEET RELEASE	20-JULY-17	RO	-	-



C

CAN BE USED WITH MATING MALE RECEPTACLE # CA0911G114005
CONTACT YOUR DISTRIBUTOR FOR OTHER MATING OPTIONS



CAN BE USED WITH MATING FEMALE RECEPTACLE # CA0911F114005
CONTACT YOUR DISTRIBUTOR FOR OTHER MATING OPTIONS

B

TECHNICAL DATA:

- MATERIALS:**
 COUPLING NUT: ZINC DIE CAST
 INSULATION INSERT: THERMOPLASTIC
 CONTACT: SILVER PLATED
 OVERMOLD MATERIAL: THERMOPLASTIC COLOR: BLACK
 CABLE RATING: UL LISTED, UL RECOGNIZED AWM STYLE AND CSA CERTIFIED, PLTC 105°C 300V
 CABLE JACKET MATERIAL: PVC COLOR: BLACK
 CONDUCTOR INSULATION: SR-PVC
 NUMBER OF CONDUCTORS: (4) 18AWG

- CONNECTOR ELECTRICAL DATA:**
 CURRENT (MAX): 10A AT 40°C
 VOLTAGE (MAX): 250V AC/DC PER UL 1977
 INSULATION RESISTANCE: 10M OHMS PER IEC 60512-3-1
 RATED IMPULSE WITHSTAND VOLTAGE: 1500V PER IEC60664-1

- CONNECTOR MECHANICAL DATA:**
 TEMPERATURE RANGE: -25°C TO +100°C
 PROTECTION: IP67/IP68 (PER MATED CONDITION)
 MATING CYCLES: >500

4) RoHS COMPLIANT

TOLERANCE	
0-2.99 M = +100.0/-25.0mm	0-9.99 FT = +4" / -1"
3-8.99 M = +150.0/-25.0mm	10.00-29.99 FT = +6" / -1"
9-14.99 M = +300.0/-25.0mm	30.00-49.99 FT = +12" / -1"
15-OVER M = +450.0/-25.0mm	50 FT-OVER = +18" / -1"

A



QUANTITY	PART NUMBER	DESCRIPTION	ITEM

MATERIALS LIST		
UNLESS OTHERWISE SPECIFIED: 1) All dimensions are in metric(mm). 2) Tolerances are as follows: 1 PL DEC ±0.30 Fractions ±1/64 2 PL DEC ±0.15 Angles ±1° 3 PL DEC ±0.08 3) Note reference = Δ	SIGNATURES DRAWN: RO 20-JUNE-17 CHECKED: AA 21-JUNE-17 ENGINEER: RO APPROVAL: WS 24-JUNE-17	DATE
Amphenol		
Sine Systems - www.amphenol-sine.com 44724 Morley Drive Clinton Township, MI 48036		
CUSTOMER:	C091 (M16) 4 POS CIRCULAR MOLDED, STD. STRAIN RELIEF, M-F, 18AWG, 4C	
PROCESS SPECIFICATIONS: IPC-WHMA-A-620	THIS DRAWING IS SUPPLIED FOR INFORMATION ONLY. DESIGN FEATURES, SPECIFICATIONS AND PERFORMANCE DATA SHOWN HEREON ARE THE PROPERTY OF THE AMPHENOL CORPORATION. NO RIGHTS OF REPRODUCTION ARE IMPLIED. ALL DIMENSIONS ARE SUBJECT TO NORMAL MANUFACTURING VARIATIONS.	SIZE: C- SCALE: HALF
NEXT ASSY:	DWG NO: CA0912C8004XX012 REVISION: A1	SHEET 1 OF 1