

PCB terminal block - SPTD 1,5/ 2-H-3,5 - 1841490

Please be informed that the data shown in this PDF Document is generated from our Online Catalog. Please find the complete data in the user's documentation. Our General Terms of Use for Downloads are valid (<http://phoenixcontact.com/download>)



PCB terminal block, Nominal current: 10 A, Nom. voltage: 200 V, Pitch: 3.5 mm, Number of positions: 2, Connection method: Push-in spring connection, Mounting: Soldering, Conductor/PCB connection direction: 0 °, Color: green

The figure shows a 10-position version of the product



Key Commercial Data

Packing unit	1 pc
Minimum order quantity	100 pc
Weight per Piece (excluding packing)	4.4 g
Custom tariff number	85369010
Country of origin	China

Technical data

Dimensions

Length	18 mm
Pitch	3.5 mm
Dimension a	3.5 mm
Height	24.2 mm
Length of the solder pin	3.5 mm
Pin dimensions	0,6 x 1,0 mm
Pin spacing	9.35 mm
Hole diameter	1.3 mm

General

Range of articles	SPTD 1,5
Insulating material group	I
Rated surge voltage (III/3)	2.5 kV
Rated surge voltage (III/2)	2.5 kV

PCB terminal block - SPTD 1,5/ 2-H-3,5 - 1841490

Technical data

General

Rated surge voltage (II/2)	2.5 kV
Rated voltage (III/3)	160 V
Rated voltage (III/2)	200 V
Rated voltage (II/2)	400 V
Connection in acc. with standard	EN-VDE
Nominal current I _N	10 A
Nominal cross section	1.5 mm ²
Maximum load current	10 A
Insulating material	PA
Solder pin surface	Sn
Inflammability class according to UL 94	V0
Stripping length	8 mm
Number of positions	2

Connection data

Conductor cross section solid min.	0.14 mm ²
Conductor cross section solid max.	1.5 mm ²
Conductor cross section flexible min.	0.14 mm ²
Conductor cross section flexible max.	1.5 mm ²
Conductor cross section flexible, with ferrule without plastic sleeve min.	0.2 mm ²
Conductor cross section flexible, with ferrule without plastic sleeve max.	1.5 mm ²
Conductor cross section flexible, with ferrule with plastic sleeve min.	0.2 mm ²
Conductor cross section flexible, with ferrule with plastic sleeve max.	0.75 mm ²
Conductor cross section AWG min.	26
Conductor cross section AWG max.	16

Classifications

eCl@ss

eCl@ss 5.1	27141190
eCl@ss 6.0	27261101
eCl@ss 8.0	27440401

ETIM

ETIM 4.0	EC002643
ETIM 5.0	EC002643

PCB terminal block - SPTD 1,5/ 2-H-3,5 - 1841490

Approvals

Approvals

Approvals

cULus Recognized

Ex Approvals

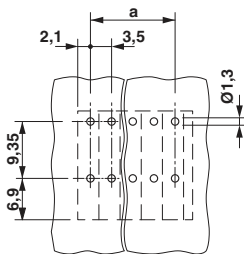
Approvals submitted

Approval details

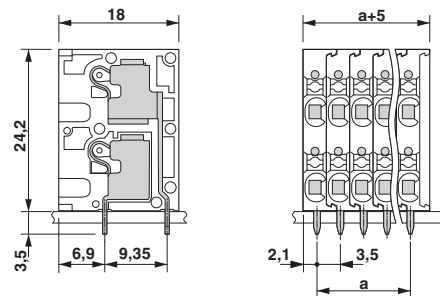
cULus Recognized	
	B
mm ² /AWG/kcmil	26-14
Nominal current I _N	10 A
Nominal voltage U _N	150 V

Drawings

Drilling diagram

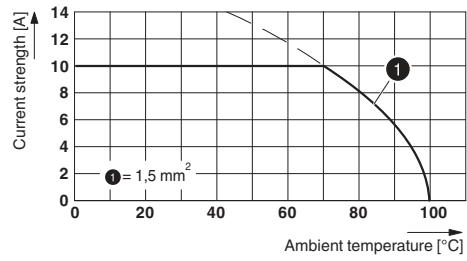


Dimensional drawing



PCB terminal block - SPTD 1,5/ 2-H-3,5 - 1841490

Diagram



Type: SPTD 1,5/...-H-3,5

Phoenix Contact 2015 © - all rights reserved
<http://www.phoenixcontact.com>