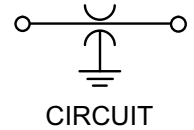
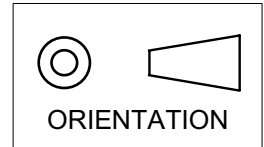
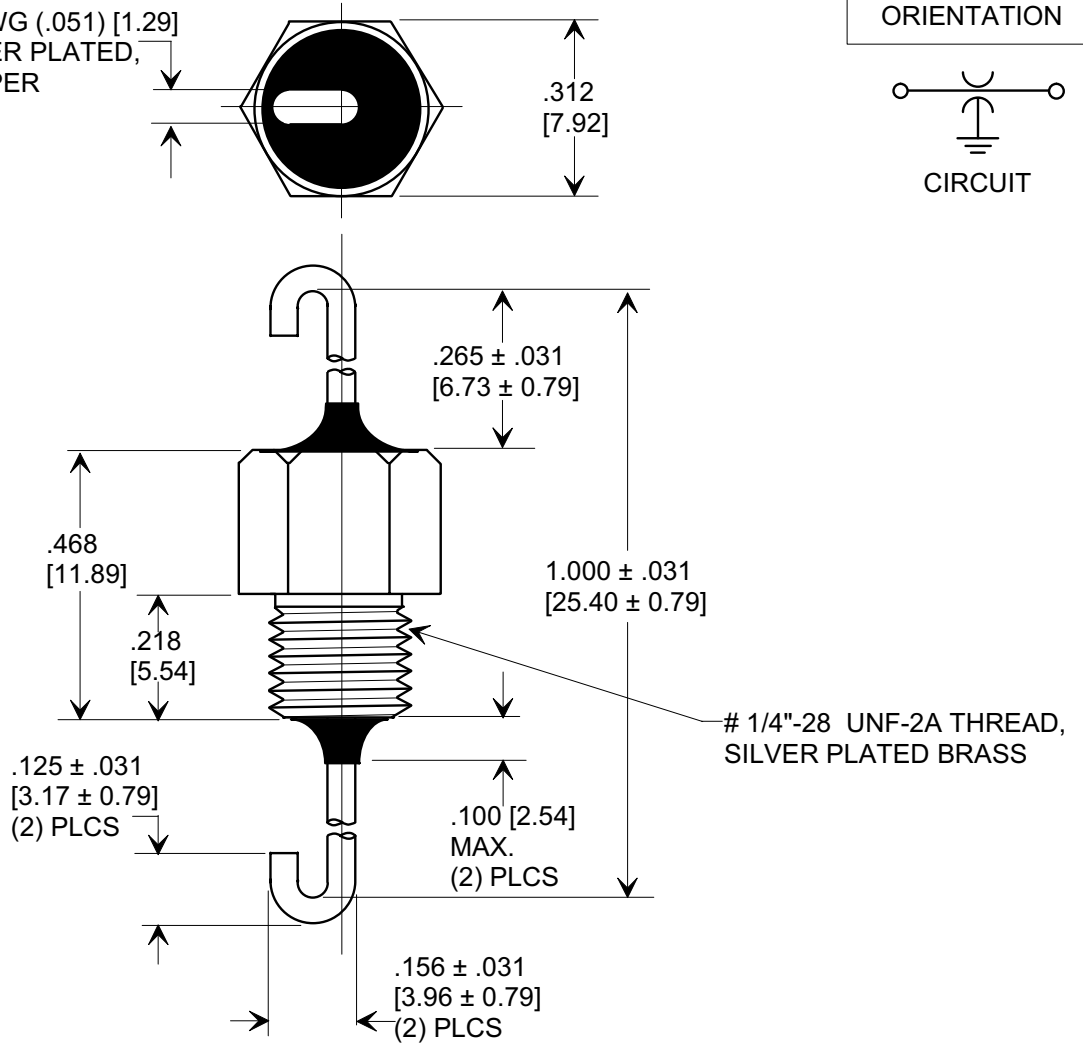


Electrical Testing
per Tusonix standard
test plans and Mil-Std-202
Test Methods.

MARKETING SALES DRAWING
DIMENSIONS IN INCHES - DO NOT SCALE THIS DRAWING
DIMENSIONS IN METRIC - []



16 AWG (.051) [1.29]
SILVER PLATED,
COPPER



SPECIFICATIONS

Style No:	2443-007			
Value:	5000 pF			
Value Tol.:	+ 80% -20%			
Temp. Coef.:	X5W			
Rating:	500 WVDC @ 85°C			
Operating Range:	-55°C TO +85°C			
To Tusonix Spec Unless Stated Otherwise - See Note 2	"Typical", No Load Insertion Loss (dB) @ 25°C per MIL-STD - 220			
	10 MHz	100 MHz	1 GHz	10 GHz
	15	30	45	50

NOTES:

1. SUPPLIED WITH SILVER PLATED HEX NUT AND LOCK WASHER, BULK PACKAGED.
2. INSERTION LOSS TEST NOT LOT INSPECTED, VALUES ARE TYPICAL ONLY FOR REFERENCE.

REVISION RECORD Original Release C.O. 20010914-1-01 0	--TOLERANCES-- Unless Otherwise Specified		Title BUSHING STYLE FEED-THRU CAPACITOR	
	DECIMAL ± .015 [0.38]		Drawn L.E. 09-19-01	
	ANGLES ±		Approved B.Mc. 09-19-01	
	TUSONIX TUCSON, ARIZONA		Scale 3X	
		A		2443-007-X5W0-502Z