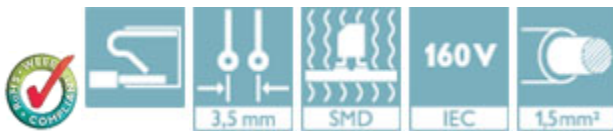


PCB terminal block - SPT-SMD 1,5/ 4-H-3,5 R44 - 1824543

Please be informed that the data shown in this PDF Document is generated from our Online Catalog. Please find the complete data in the user's documentation. Our General Terms of Use for Downloads are valid (<http://phoenixcontact.com/download>)

PCB terminal block, Nominal current: 13.5 A, Nom. voltage: 160 V, Pitch: 3.5 mm, Number of positions: 4, Connection method: Push-in spring connection, Mounting: SMD soldering, Conductor/PCB connection direction: 0 °, Color: black, Sample values available under SAMPLE SPT...

The illustration shows the 10-position version



Key Commercial Data

Packing unit	1 pc
Minimum order quantity	300 pc
Weight per Piece (excluding packing)	3.4 g
Custom tariff number	85369010
Country of origin	Germany

Technical data

Dimensions

Length	13.6 mm
Pitch	3.50 mm
Dimension a	10.5 mm
Width	14.5 mm
Height	7.7 mm
Pin dimensions	0,7 x 0,3
Pin spacing	7 mm
Hole diameter	1.1 mm

General

Range of articles	SPT 1,5/...-H-SMD
Insulating material group	IIIa
Rated surge voltage (III/3)	2.5 kV
Rated surge voltage (III/2)	2.5 kV
Rated surge voltage (II/2)	2.5 kV
Rated voltage (III/3)	160 V
Rated voltage (III/2)	160 V

PCB terminal block - SPT-SMD 1,5/ 4-H-3,5 R44 - 1824543

Technical data

General

Rated voltage (U _{I/2})	320 V
Connection in acc. with standard	EN-VDE
Nominal current I _N	13.5 A
Nominal cross section	1.5 mm ²
Insulating material	LCP
Solder pin surface	Sn
Flammability rating according to UL 94	V0
Stripping length	8 mm
Number of positions	4

Connection data

Conductor cross section solid min.	0.2 mm ²
Conductor cross section solid max.	1.5 mm ²
Conductor cross section flexible min.	0.2 mm ²
Conductor cross section flexible max.	1.5 mm ²
Conductor cross section flexible, with ferrule without plastic sleeve min.	0.2 mm ²
Conductor cross section flexible, with ferrule without plastic sleeve max.	1.5 mm ²
Conductor cross section flexible, with ferrule with plastic sleeve min.	0.2 mm ²
Conductor cross section flexible, with ferrule with plastic sleeve max.	0.75 mm ²
Conductor cross section AWG min.	24
Conductor cross section AWG max.	16

Standards and Regulations

Connection in acc. with standard	EN-VDE
Flammability rating according to UL 94	V0

Classifications

eCl@ss

eCl@ss 4.0	27141111
eCl@ss 4.1	27141109
eCl@ss 5.0	27141190
eCl@ss 5.1	27141190
eCl@ss 6.0	27261101
eCl@ss 7.0	27440401
eCl@ss 8.0	27440401
eCl@ss 9.0	27440401

PCB terminal block - SPT-SMD 1,5/ 4-H-3,5 R44 - 1824543

Classifications

ETIM

ETIM 3.0	EC001121
ETIM 4.0	EC002643
ETIM 5.0	EC002643

UNSPSC

UNSPSC 6.01	30211801
UNSPSC 7.0901	39121432
UNSPSC 11	39121432
UNSPSC 12.01	39121432
UNSPSC 13.2	39121432

Approvals

Approvals


Approvals

UL Recognized / cUL Recognized / EAC / cULus Recognized

Ex Approvals

Approvals submitted

Approval details

UL Recognized 		
	B	D
mm ² /AWG/kcmil	24-16	24-16
Nominal current I _N	10 A	10 A
Nominal voltage U _N	300 V	300 V

PCB terminal block - SPT-SMD 1,5/ 4-H-3,5 R44 - 1824543

Approvals

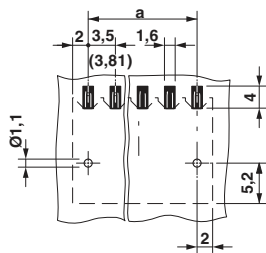
cUL Recognized		
	B	D
mm ² /AWG/kcmil	24-16	24-16
Nominal current I _N	10 A	10 A
Nominal voltage U _N	300 V	300 V

EAC

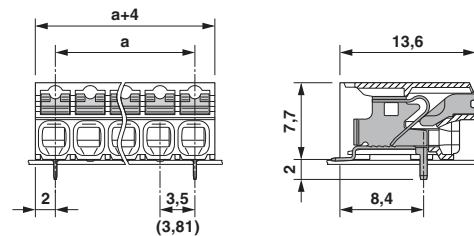
cULus Recognized

Drawings

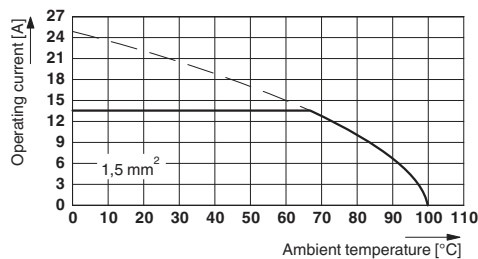
Drilling diagram



Dimensional drawing



Diagram



Type: SPT-SMD 1,5/...-H-3,5(3,81) R..
 Tested in accordance with DIN EN 60512-5-2:2003-01
 Reduction factor = 1
 Number of positions: 5

