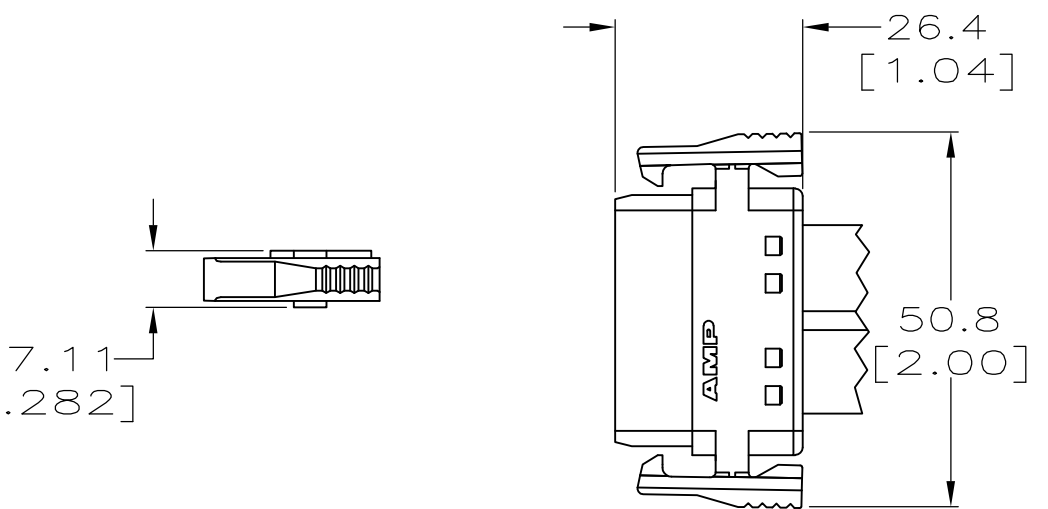
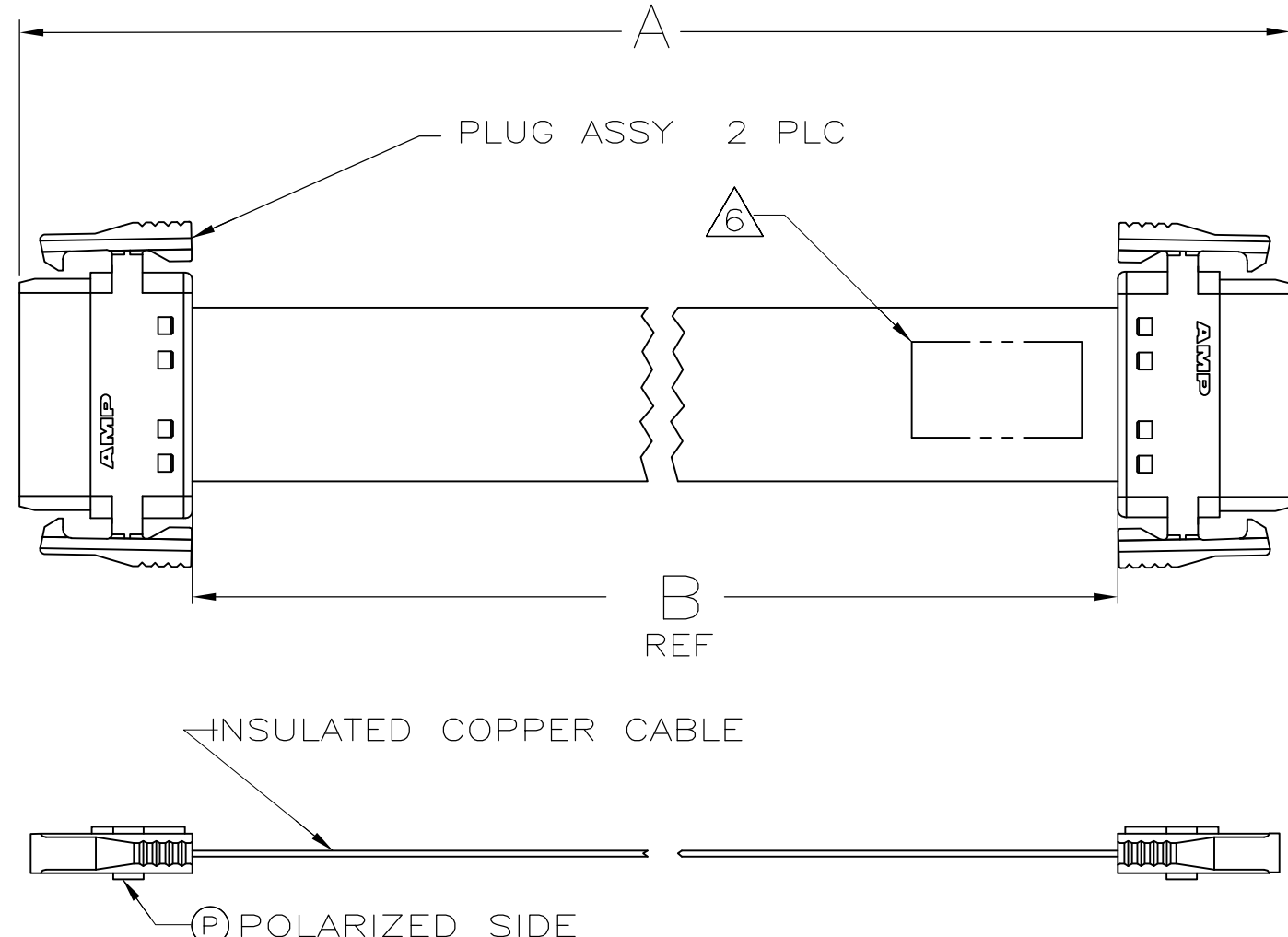


LOC		DIST		P		F		ZONE		LTR		REVISIONS		
GP	00											DESCRIPTION	DATE	APPD
											ERI	REVISED PER ECO-09-022908	07OCT09	AEG

AMPOWER is a registered trademark of AMP Incorporated.

1. CABLE LENGTH TOLERANCE = 0.2% OF TOTAL CABLE LENGTH, WITH A MINIMUM TOLERANCE OF ±3.18 [.125].
 I.E. 6096 [240.0] * .002 = ± 12.2 [.480]
2. ADD TO LABEL INFORMATION - CUSTOMER NUMBER AND REVISION - SLG9290046 REV NONE.
3. 600V AC/DC CABLE ONLY.
4. WAS 90-9985-016-2.
5. WAS 90-9985-016-1.
6. LABEL APPROXIMATELY WHERE SHOWN PER AMP SPECIFICATION 2480.0903.MPI.
7. CABLE ASSY'S MUST BE MARKED WITH CUSTOMER NUMBER AND REVISION - SLG9290047 REV NONE.
8. ADD P/N 424UW161B-00 TO LABEL.
9. ADD P/N 424UW161B-01 TO LABEL.
10. ALL ASSEMBLIES MADE WITH BLUE INSULATED CABLE.
12. BECAUSE OF SHIPPING CONSTRAINTS, REFOLDING/SHAPING OF CABLE ASSEMBLIES MAY BE REQUIRED BY CUSTOMER BEFORE INSTALLATION.
13. ADD TO LABEL INFORMATION - INRANGE PART #5708589-001-00.
14. ADD TO LABEL INFORMATION - INRANGE PART #5709538-001-00.
15. OBSOLETE PARTS: OBSOLETE CIS STREAMLINING PER D.RENAUD/D.SINISI



REF DIM	B	CABLE ASSEMBLY LENGTH	A	STYLE	CONDUCTOR THICKNESS	PART NO
15	OBSOLETE	1318.7 [51.92]	1371.6 [54.00]	SOLID	0.50 [.020]	4-765269-6
		---	304.8 [12.00]	SPLIT	0.25 [.010]	4-765269-5
		---	635 [25.00]	SPLIT	0.50 [.020]	4-765269-4
		---	431.8 [17.00]	SOLID	0.50 [.020]	4-765269-3
		---	400.1 [15.75]	SOLID	0.50 [.020]	4-765269-2
		---	371.6 [14.63]	SOLID	0.50 [.020]	4-765269-1
		---	342.9 [13.50]	SOLID	0.50 [.020]	4-765269-0
		1778 [70.00]	1830.8 [72.08]	SPLIT	0.25 [.010]	3-765269-9
		1778 [70.00]	1830.8 [72.08]	SOLID	0.25 [.010]	3-765269-8
		182.9 [7.20]	235.7 [9.28]	SPLIT	0.50 [.020]	3-765269-7
		113 [4.45]	165.9 [6.53]	SPLIT	0.50 [.020]	3-765269-6
		152.4 [6.00]	205.2 [8.08]	SOLID	0.50 [.020]	3-765269-5
		203.2 [8.00]	256.0 [10.08]	SOLID	0.25 [.010]	3-765269-4
		---	200.0 [7.87]	SOLID	0.50 [.020]	3-765269-3
		---	101.6 [4.00]	SPLIT	0.25 [.010]	3-765269-2
		---	100.0 [3.94]	SPLIT	0.25 [.010]	3-765269-1
		---	508.0 [20.00]	SPLIT	0.50 [.020]	3-765269-0
		101.6 [4.00]	154.4 [6.08]	SOLID	0.50 [.020]	2-765269-9
		50.8 [2.00]	103.6 [4.08]	SOLID	0.50 [.020]	2-765269-8
		100 [3.94]	152.8 [6.02]	SPLIT	0.25 [.010]	2-765269-7
		2438 [96.00]	2491.0 [98.08]	SPLIT	0.25 [.010]	2-765269-6
		457.2 [18.00]	510.0 [20.08]	SPLIT	0.50 [.020]	2-765269-5
		457.2 [18.00]	510.0 [20.08]	SOLID	0.50 [.020]	2-765269-4
		---	154.4 [6.08]	SPLIT	0.25 [.010]	2-765269-3
		---	711.2 [28.00]	SOLID	0.50 [.020]	2-765269-2
		---	533.4 [21.00]	SOLID	0.50 [.020]	2-765269-1
		---	1828.8 [72.00]	SOLID	0.25 [.010]	2-765269-0
		---	304.8 [12.00]	SOLID	0.50 [.020]	1-765269-9
		---	1358.9 [53.50]	SOLID	0.50 [.020]	1-765269-8
		---	1955.8 [77.00]	SOLID	0.50 [.020]	1-765269-7
		---	584.2 [23.00]	SOLID	0.50 [.020]	1-765269-6
		---	609.6 [24.00]	SPLIT	0.50 [.020]	1-765269-5
		---	145.8 [5.74]	SPLIT	0.25 [.010]	1-765269-4
		95.3 [3.75]	141.7 [5.58]	SOLID	0.25 [.010]	1-765269-3
		2995.2 [117.92]	3048.0 [120.00]	SPLIT	0.50 [.020]	1-765269-2
		---	200.0 [7.87]	SOLID	0.50 [.020]	1-765269-1
		---	400.0 [15.75]	SOLID	0.50 [.020]	1-765269-0
		---	500.0 [19.68]	SOLID	0.50 [.020]	765269-9
		1500 [59.06]	1552.8 [61.14]	SPLIT	0.50 [.020]	765269-8
		152.4 [6.00]	205.2 [8.08]	SPLIT	0.25 [.010]	765269-7
		150.4 [5.92]	203.2 [8.00]	SPLIT	0.25 [.010]	765269-6
		1143 [45.00]	1195.8 [47.08]	SPLIT	0.50 [.020]	765269-5
		76.2 [3.00]	129.0 [5.08]	SPLIT	0.50 [.020]	765269-4
		152.4 [6.00]	205.2 [8.08]	SPLIT	0.50 [.020]	765269-3
		162.1 [6.38]	214.9 [8.46]	SOLID	0.50 [.020]	765269-2
		135.7 [5.38]	189.5 [7.46]	SOLID	0.50 [.020]	765269-1

WAS 90-9985-001

THIS DRAWING IS A CONTROLLED DOCUMENT FOR AMP INCORPORATED. IT IS SUBJECT TO CHANGE AND THE CONTROLLING ENGINEERING ORGANIZATION SHOULD BE CONTACTED FOR THE LATEST REVISION.

DO NOT SCALE PRINT. UNLESS SPECIFIED DIMENSIONS IN mm [INCHES] TOLERANCES ON : 1 PLC DEC ± 0.5 [.02] 2 PLC DEC ± 0.25 [.010] ANGLES ± -	DR 01-10-92 DAB CHK 01-10-92 SS APPD 01-10-92 AG APPD 01-10-92 JL	AMP Incorporated Harrisburg, PA 17105-3608	
MATERIAL -	PRODUCT SPEC -	NAME AMPOWER Wave Crimp System CABLE ASSEMBLY	
FINISH -	APPLICATION SPEC 114-49005	SIZE C	CAGE CODE 00779
WEIGHT -		DRAWING NO 765269	REV ER1
		SCALE FULL	SHEET 1 OF 2

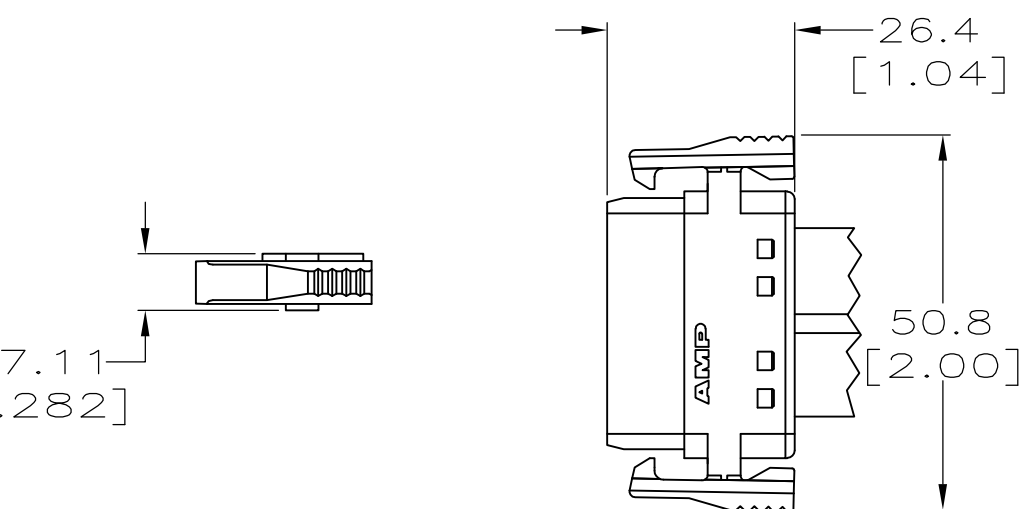
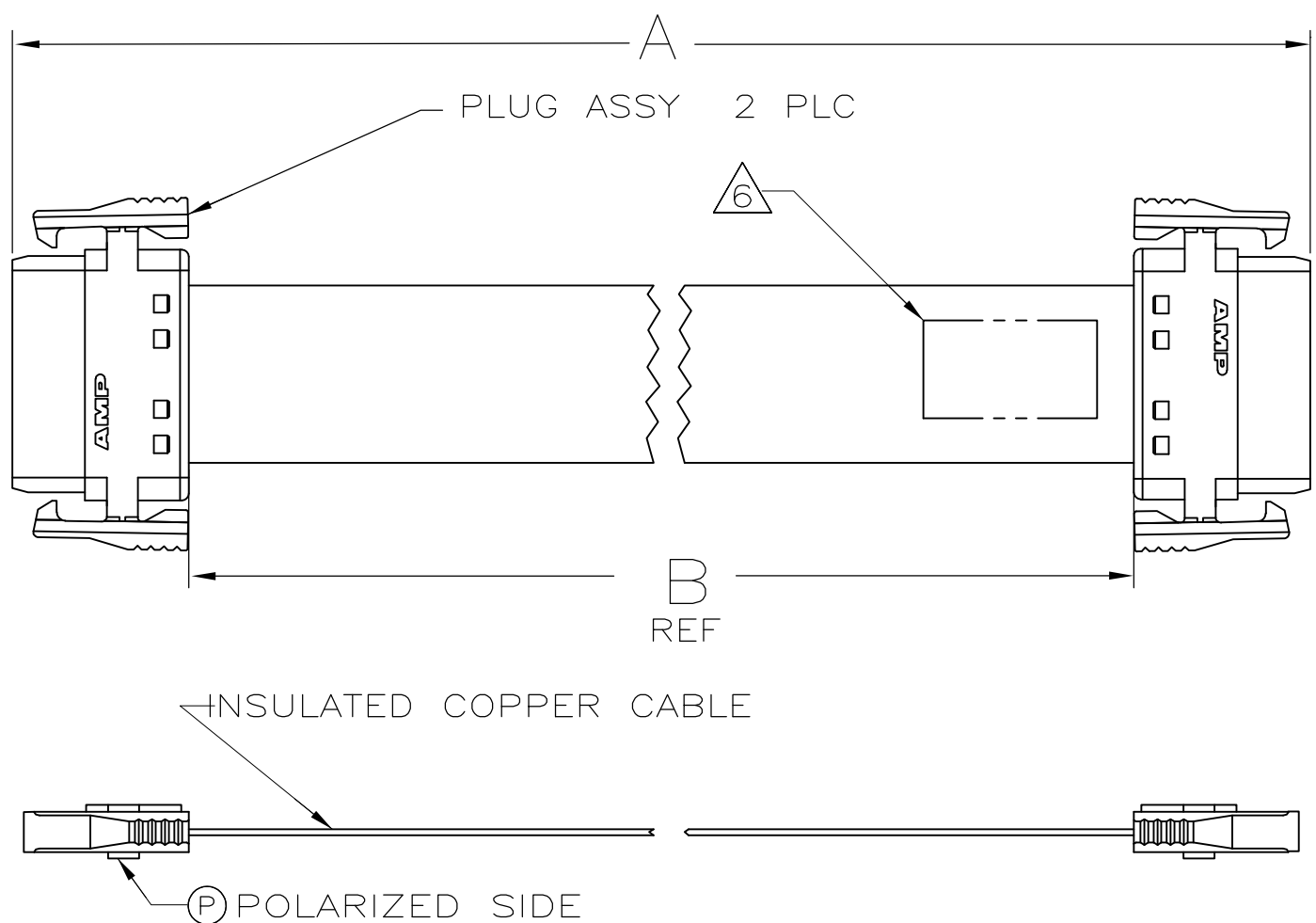
LOC		DIST		P		F		REVISIONS		DATE	APPD
GP	00							ZONE	LTR	DESCRIPTION	
										SEE SHEET 1	

AMPOWER is a registered trademark of AMP Incorporated.

1. CABLE LENGTH TOLERANCE = 0.2% OF TOTAL CABLE LENGTH, WITH A MINIMUM TOLERANCE OF ±3.18 [.125].
 I.E. 6096 [240.0] * .002 = ± 12.2 [.480]
2. ADD TO LABEL INFORMATION - CUSTOMER NUMBER AND REVISION - SLG9290046 REV NONE.
3. 600V AC/DC CABLE ONLY.
4. WAS 90-9985-016-2.
5. WAS 90-9985-016-1.
6. LABEL APPROXIMATELY WHERE SHOWN PER AMP SPECIFICATION 2480.0903.MPI.
7. CABLE ASSY'S MUST BE MARKED WITH CUSTOMER NUMBER AND REVISION - SLG9290047 REV NONE.
8. ADD P/N 424UW161B-00 TO LABEL.
9. ADD P/N 424UW161B-01 TO LABEL.
10. ALL CABLE ASSEMBLIES MADE WITH BLUE INSULATED CABLE.
12. BECAUSE OF SHIPPING CONSTRAINTS, REFOLDING/SHAPING OF CABLE ASSEMBLIES MAY BE REQUIRED BY CUSTOMER BEFORE INSTALLATION.
13. ADD TO LABEL INFORMATION - INRANGE PART #5708589-001-00.
14. ADD TO LABEL INFORMATION - INRANGE PART #5709538-001-00.

15 OBSOLETE PARTS: OBSOLETE CIS STREAMLINING PER D.RENAUD/D.SINISI

15 OBSOLETE	1445.7 [56.92]	1498.6 [59.00]	SOLID	0.50 [.020]	7-765269-7
	1394.9 [54.92]	1447.8 [57.00]	SOLID	0.50 [.020]	7-765269-6
	1191.7 [46.92]	1244.6 [49.00]	SOLID	0.50 [.020]	7-765269-5
	1039.3 [40.92]	1092.2 [43.00]	SOLID	0.50 [.020]	7-765269-4
	912.3 [35.92]	965.2 [38.00]	SOLID	0.50 [.020]	7-765269-3
	1572.8 [61.92]	1625.6 [64.00]	SOLID	0.50 [.020]	7-765269-2
	1369.6 [53.92]	1422.4 [56.00]	SOLID	0.50 [.020]	7-765269-1
	1267.9 [49.92]	1320.8 [52.00]	SOLID	0.50 [.020]	7-765269-0
	1115.6 [43.92]	1168.4 [46.00]	SOLID	0.50 [.020]	6-765269-9
	1052.1 [41.42]	1104.9 [43.50]	SPLIT	0.50 [.020]	6-765269-8
15 OBSOLETE	963.2 [37.92]	1016 [40.00]	SPLIT	0.50 [.020]	6-765269-7
	861.6 [33.92]	914.4 [36.00]	SPLIT	0.50 [.020]	6-765269-6
	429.8 [16.92]	482.6 [19.00]	SPLIT	0.50 [.020]	6-765269-5
	353.6 [13.92]	406.4 [16.00]	SPLIT	0.50 [.020]	6-765269-4 14
	152.4 [6.00]	205.2 [8.08]	SOLID	0.50 [.020]	6-765269-3 13
	850.0 [33.46]	902.8 [35.54]	SPLIT	0.25 [.010]	6-765269-2
	660.0 [25.98]	712.8 [28.06]	SPLIT	0.25 [.010]	6-765269-1
	780.0 [30.71]	832.8 [32.79]	SPLIT	0.50 [.020]	6-765269-0
	700.0 [27.56]	752.8 [29.64]	SPLIT	0.50 [.020]	5-765269-9
	660.0 [25.98]	712.8 [28.06]	SPLIT	0.50 [.020]	5-765269-8
	600.0 [23.62]	652.8 [25.70]	SPLIT	0.50 [.020]	5-765269-7
	2932.7 [115.46]	2985.5 [117.54]	SOLID	0.50 [.020]	5-765269-6
	520.0 [20.47]	572.8 [22.55]	SPLIT	0.50 [.020]	5-765269-5
	1064.8 [41.92]	1117.6 [44.00]	SPLIT	0.50 [.020]	5-765269-4
	760.0 [29.92]	812.8 [32.00]	SPLIT	0.50 [.020]	5-765269-3
	480.6 [18.92]	533.4 [21.00]	SPLIT	0.50 [.020]	5-765269-2
	201.1 [7.92]	254.0 [10.00]	SPLIT	0.50 [.020]	5-765269-1
	207.2 [8.16]	260.0 [10.24]	SOLID	0.50 [.020]	5-765269-0
	-	304.8 [12.00]	SPLIT	0.50 [.020]	4-765269-9
	76.2 [3.00]	134.9 [5.31]	SPLIT	0.50 [.020]	4-765269-8
836.2 [32.9]	889.0 [35.0]	SPLIT	0.50 [.020]	4-765269-7	
REF DIM B	CABLE ASSEMBLY LENGTH A	STYLE	CONDUCTOR THICKNESS	PART NO	



WAS 90-9985-001

THIS DRAWING IS A CONTROLLED DOCUMENT FOR AMP INCORPORATED. IT IS SUBJECT TO CHANGE AND THE CONTROLLING ENGINEERING ORGANIZATION SHOULD BE CONTACTED FOR THE LATEST REVISION.

DO NOT SCALE PRINT. UNLESS SPECIFIED DIMENSIONS IN mm [INCHES] TOLERANCES ON : 1 PLC DEC ± 0.5 [.02] 2 PLC DEC ± 0.25 [.010] ANGLES ± -	DR 12MAR96 R.W. FICKES CHK 14MAR96 D.E. PETRIE APPD 14MAR96 A. GRIFFIN APPD 14MAR96 J.E. LUCIUS PRODUCT SPEC -	AMP Incorporated Harrisburg, PA 17105-3608			
MATERIAL -	FINISH -	NAME AMPOWER Wave Crimp System CABLE ASSEMBLY		SIZE C	REV ER1
APPLICATION SPEC 114-49005	WEIGHT -	CAGE CODE 00779	DRAWING NO 765269	SHEET 2 OF 2	