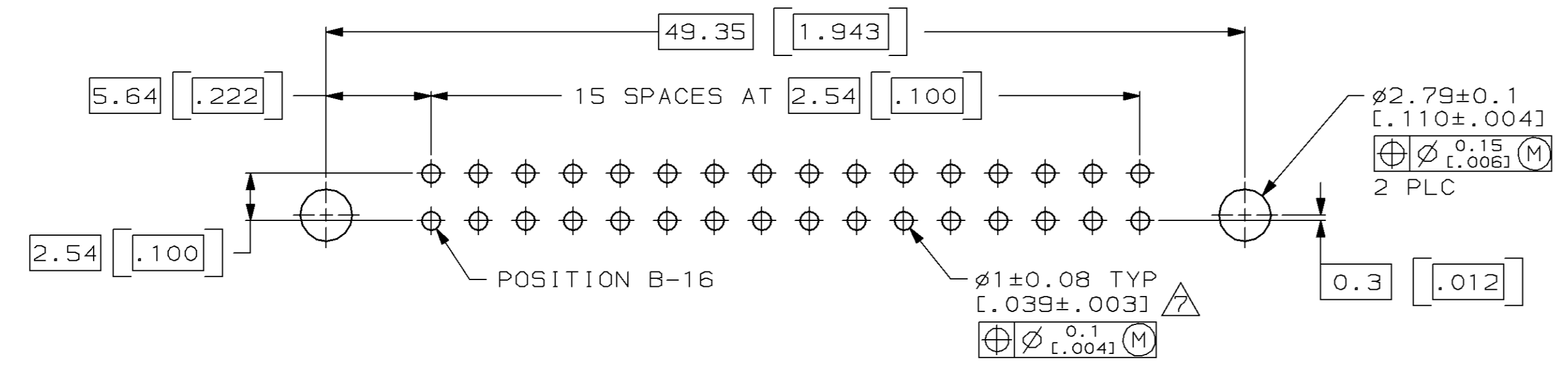
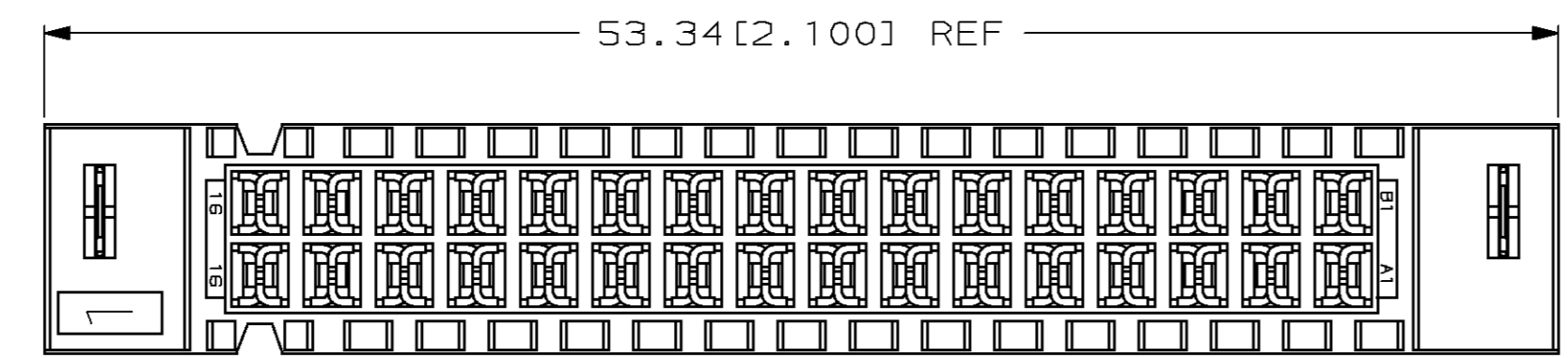
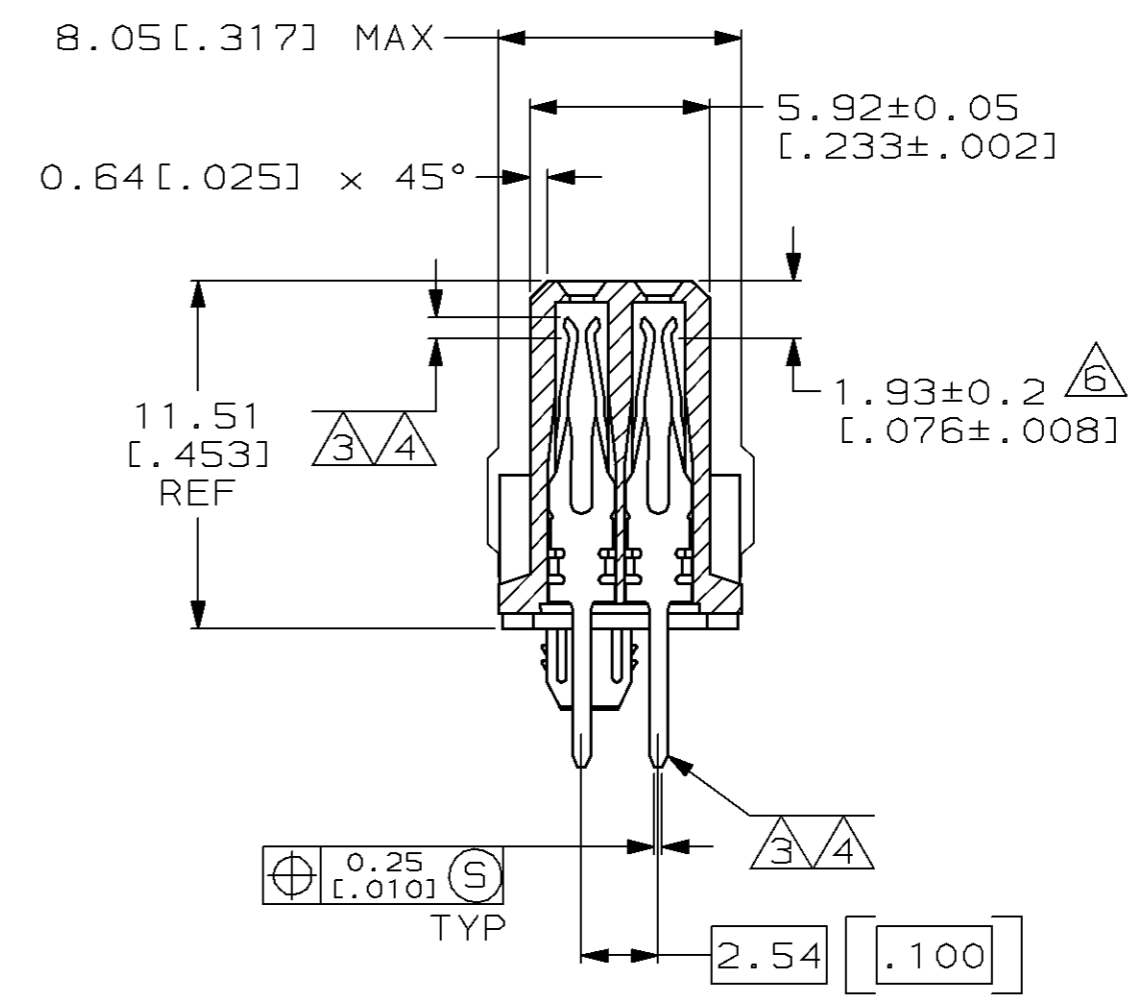
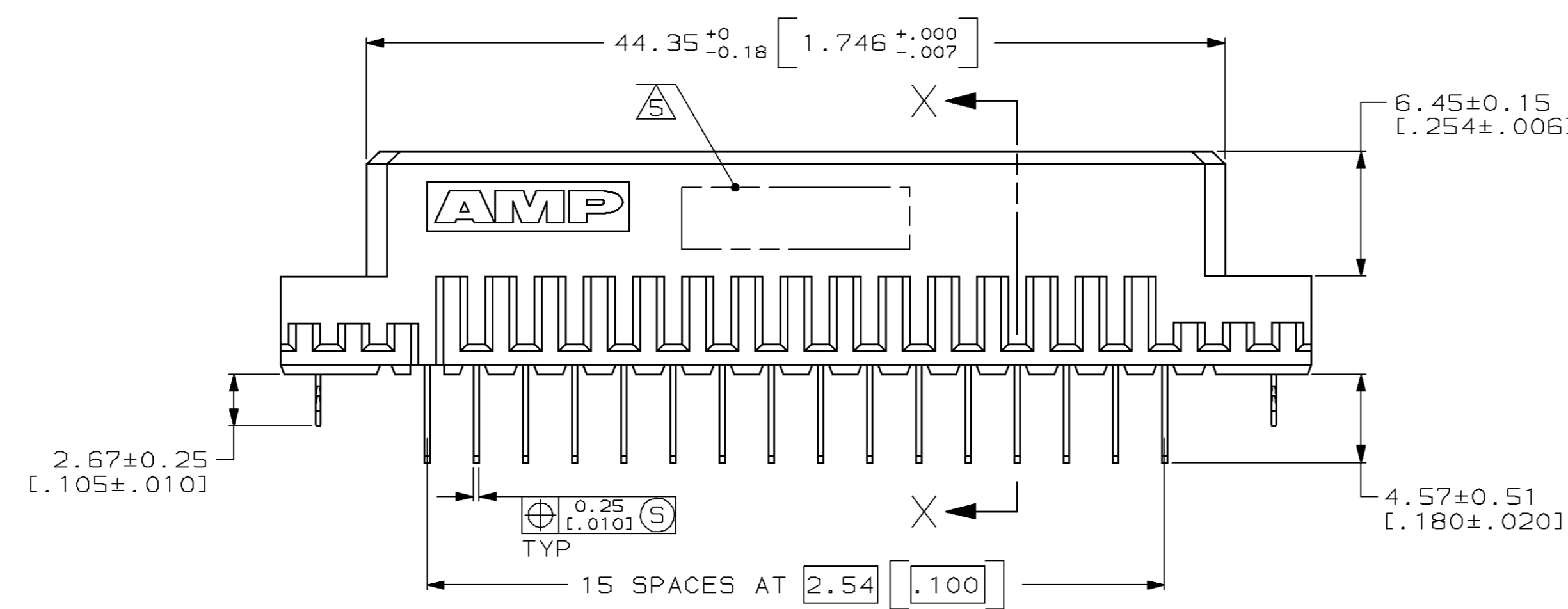
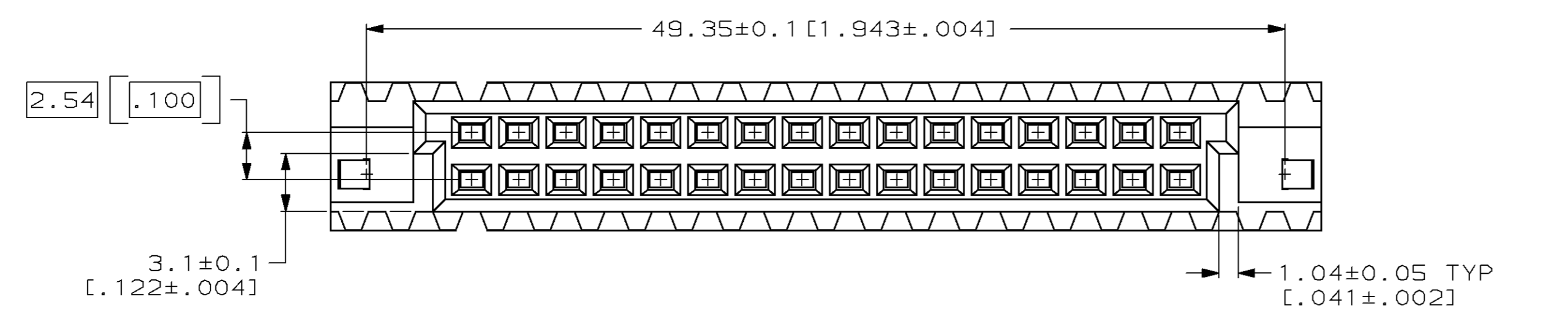


LOC	DIST	P	F	ZONE	LTR	DESCRIPTION	DATE	APPD
AD	25					0 DRAWN	-	-
						A EC 0010-1455-95	1/23/96	CR
						B EC 0010-1484-95	4/1/96	CR
						C EC 0504-0087-96	11/18/96	CR

- ① HOUSING MATERIAL: GLASS-FILLED POLYESTER. COLOR: GRAY.
- ② CONTACT MATERIAL: PHOSPHOR BRONZE.
- ③ CONTACT FINISH: DIN 41612 CLASS 2 IN CONTACT AREA. TIN-LEAD ON POSTS.
- ④ CONTACT FINISH: DIN 41612 CLASS 3 IN CONTACT AREA. TIN-LEAD ON POSTS.
- ⑤ PART NUMBER, DATE CODE IDENTIFICATION, CSA LOGO IN THIS APPROXIMATE AREA ON OPPOSITE SIDE SHOWN.
- ⑥ CONTACT POINT.
- ⑦ RECOMMENDED HOLE SIZE FOR MANUAL APPLICATION OF CONNECTOR ONTO PC BOARD.



SUPERSEDED BY 536461-5	①	1-16	X	X	32	536461-9
	②	1-16	X	X	32	536461-5
SUPERSEDED BY 536461-5	③	1-16	X	X	32	536461-4
POSITIONS LOADED		B	A	NO. OF LOADED POSITIONS		ASSY PART NUMBER

DO NOT SCALE PRINT. UNLESS SPECIFIED DIMENSIONS IN mm [INCHES]		PART NO	
DR	L. BRINER 10/28/92	AMP Incorporated Harrisburg, PA 17105-3608	
CHK	R. PATTERSON 12/11/92		
TOLERANCES ON:		NAME	
1 PLC DEC ± -		RECEPTACLE ASSEMBLY, EUROCARD,	
2 PLC DEC ± 0.131(.005)		TYPE "B" WITH BOARD-LOCKS	
ANGLES ± -		PRODUCT SPEC	
MATERIAL		SIZE	CAGE CODE
HSG: ① -		D	00779
CONT: ②		SCALE	4:1
FINISH		DRAWING NO	©=536461
CONT: ③④ -		WEIGHT	-
		SHEET	1 OF 1

THIS DRAWING IS A CONTROLLED DOCUMENT FOR AMP INCORPORATED. IT IS SUBJECT TO CHANGE AND THE CONTROLLING ENGINEERING ORGANIZATION SHOULD BE CONTACTED FOR THE LATEST REVISION.