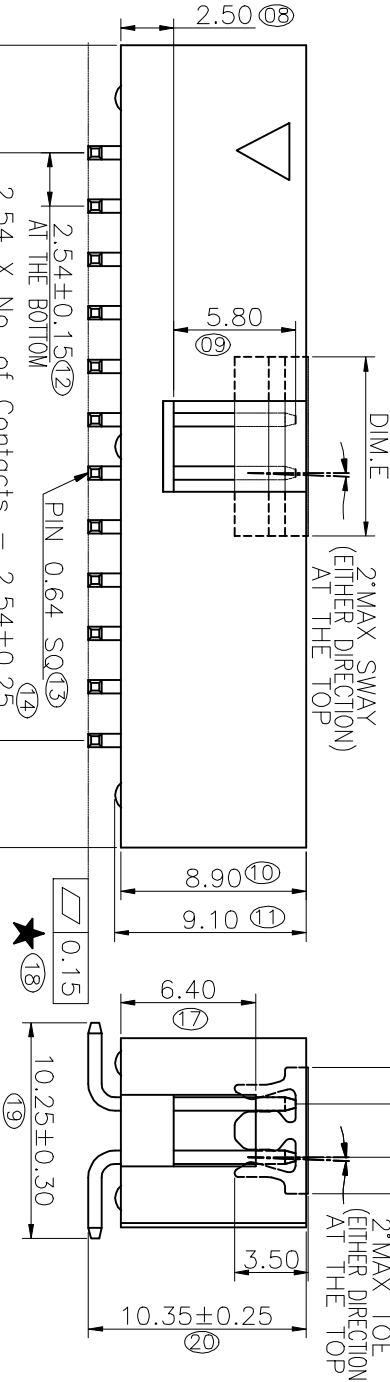
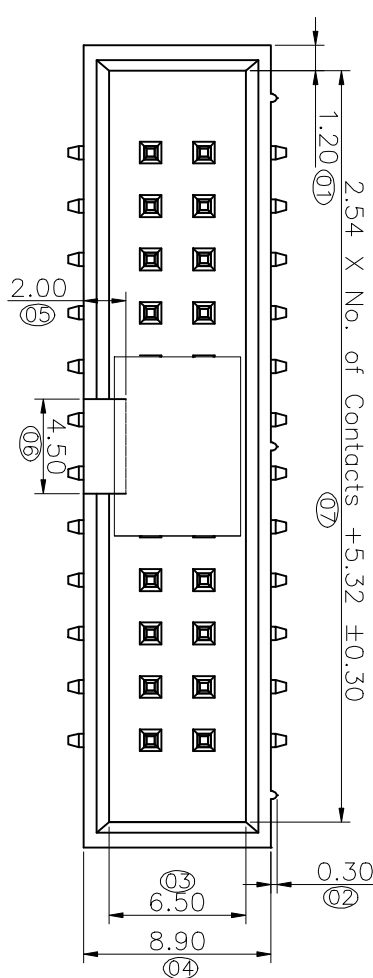


REV.	LOOKS:	DESCRIPTION	DATE	DRAWN
01	NEW	BATCH PRODUCTION INITIAL RELEASE.	2013.05.24	郭均濤
02	△	零件規格標準・圖面變更 (圖面變更)	2017.05.09	何東華
03	△	依業務要求增加零件	2020.10.04	何東華

Dim.E	NOTE
6.00mm	03~08pins
8.50mm	09~32pins



Greenconn P/N	Customer	Remarks
GPHC204-1202A001R1BE	CO14	Automotive Connector

Ordering Information

G PHC204 - XX XX A 001 R 1 B X

No. Of Pins Per Row
03~32

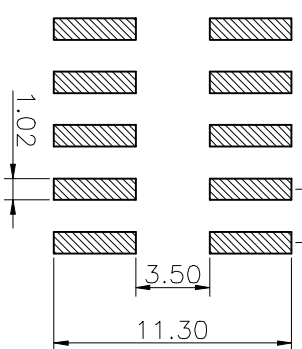
Standard Plating
02=Gold Flash
Selective Plating
01=Tin
05=Gold Flash/Tin

Color
1=Black

Standard Packing
O=Tube
Selective Packing
E=Cap+Tube
F=Cap+Tape&Reel

★ All materials must meet GREENCONN hazardous substances control standards.
 ★ Critical Characteristics.
 indicates product characteristics, functionalities, and manufacturing processes regarding to customer's specifications
 ★ Safety Features indicates product characteristics, functionalities, and manufacturing processes complying to legal regulations stated by local government

Recommended P.C.Board Layout
(Tolerance:±0.05)



REV.	UNIT.	SCALE.	PAGE.	GENERAL TOLERANCE	DESIGNED:	DATE:	DWG. NO.	TITLE:
03	mm	3:1	1/1	X:±5.0° .X:±3.0° .XX:±2.0° .XXX:±1.0°	何東華	2020.10.04	GPHC204-CA1RB	2.54 BOX HEADER DUAL ROWS SMT TYPE CONNECTOR

格稜股份有限公司
Greenconn Corporation

1 2 3 4 5 6 7 8 9