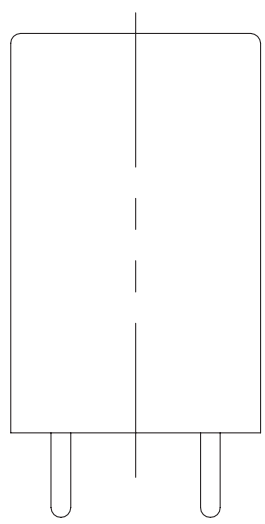
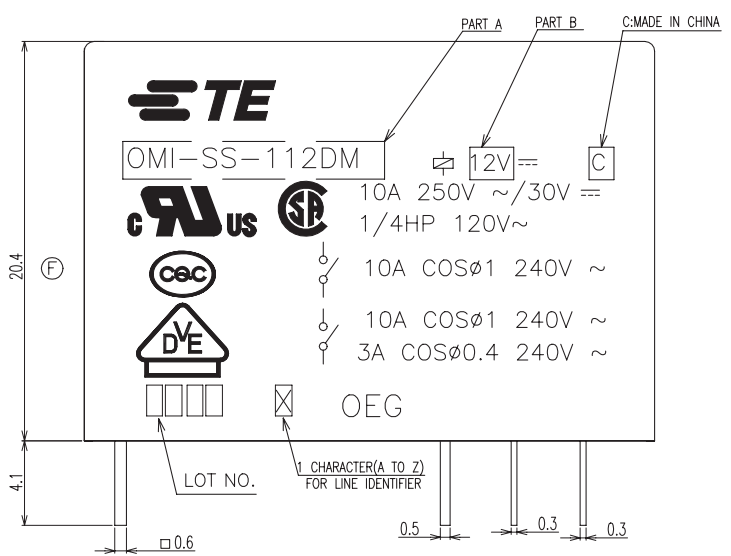
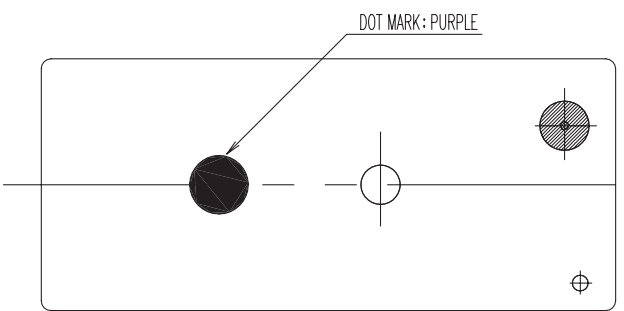
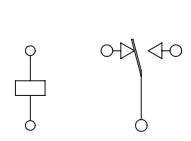


THIS DRAWING IS UNPUBLISHED. RELEASED FOR PUBLICATION
 © COPYRIGHT - By - ALL RIGHTS RESERVED.

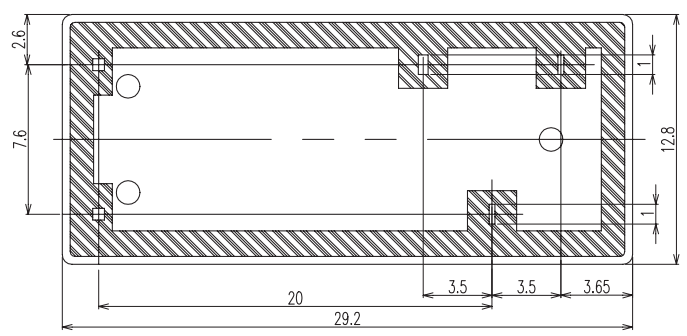
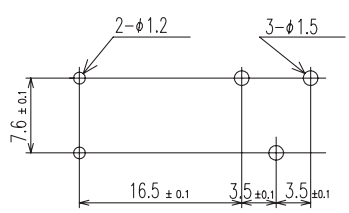
LOC		DIST		REVISIONS			
P	LTR	DESCRIPTION		DATE	DWN	APVD	
	F	BASE MATERIAL CHANGE TO PBT, DIMENSION CHANGE, CANCEL SEMKO MARK, ADD PN		ECN-21-117512	08-SEP-21	XR.L	K.T



CONNECTION DIAGRAM (BOTTOM VIEW)



DRILLING DIAGRAM(2/1) (BOTTOM VIEW)



THIS DRAWING IS A CONTROLLED DOCUMENT.		DWN H.SASAKI	TE Connectivity				
DIMENSIONS: mm		CHK Y.OIKAWA					
TOLERANCES UNLESS OTHERWISE SPECIFIED:		APVD A.NAGAI	NAME OMI-SH-D/L SPEC,394 CUSTOMER DRAWING				
0 PLC ±- 1 PLC ±- 2 PLC ±- 3 PLC ±- 4 PLC ±- ANGLES ±- FINISH		PRODUCT SPEC -	APPLICATION SPEC -	SIZE A3	CAGE CODE 00779	DRAWING NO C=3-1440000-8	RESTRICTED TO -
MATERIAL -		WEIGHT -	CUSTOMER DRAWING		SCALE 1:1	SHEET 1 OF 2	REV F

4

3

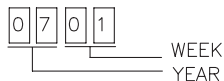
2

1

THIS DRAWING IS UNPUBLISHED. RELEASED FOR PUBLICATION - - -
 © COPYRIGHT - By - ALL RIGHTS RESERVED.

LOC	DIST	REVISIONS					
		P	LTR	DESCRIPTION	DATE	DWN	APVD
HB	-						

NOTES:
 1.-SH-: WASHABLE TYPE
 2.LOT NO. SYSTEM AS FOLLOWING:



3.GENERAL TOLERANCE AS FOLLOWING:

TOLERANCE	
0~0.99mm	±0.1
1mm~2.99mm	±0.2
3mm MIN.	±0.3

4.FOR THE TIN-PLATING OF THE PINS:
 +0.1mm FOR WIDTH,THICKNESS AND DIAMETER.
 +0.5mm FOR LENGTH.

ⓕ	1461330-5	OMI-SH-105L,394	OMI-SH-105L	5V
	1-1461330-5	OMI-SH-124D,394	OMI-SH-124D	24V
	1461330-2	OMI-SH-148D,394	OMI-SH-148D	48V
	1461330-1	OMI-SH-148L,394	OMI-SH-148L	48V
	4-1440000-3	OMI-SH-124L,394	OMI-SH-124L	24V
	4-1440000-0	OMI-SH-112L,394	OMI-SH-112L	12V
	3-1440000-8	OMI-SH-112D,394	OMI-SH-112D	12V
	TE PART NO	EC TYPE NAME	PART A	PART B

RELAY TYPE

		UV RESIN	UV SEAL	18
		EPOXY RESIN	SEAL	17
UL94 V-0		PBT	CASE	16
		-	TAPE	15
CLASS E		UEW	MAGNETIC WIRE	14
UL94 V-0		PBT ⓕ	BASE	13
UL94 V-0		PBT	BOBBIN	12
	SOLDER DIP	CP WIRE	COIL TERMINAL	11
UL94 V-0		PPS	CARD	10
		Ag ALLOY	MOVABLE CONTACT	9
		Ag ALLOY	STATIONARY CONTACT	8
		Cu ALLOY	HINGE SPRING	7
	SOLDER DIP	Cu ALLOY	B TERMINAL	6
	SOLDER DIP	Cu ALLOY	M TERMINAL	5
	SOLDER DIP	Cu ALLOY	MOVABLE SPRING	4
		STEEL	CORE	3
		STEEL	ARMATURE	2
		STEEL	YOKE	1
INCOMBUSTIBILITY	TREATMENT	MATERIAL	DESCRIPTION	ITEM

THIS DRAWING IS A CONTROLLED DOCUMENT.		DWN H.SASAKI	TE Connectivity OMI-SH-D/L SPEC,394 CUSTOMER DRAWING		
DIMENSIONS: mm		CHK Y.OIKAWA			
		APVD A.NAGAI	PRODUCT SPEC		
TOLERANCES UNLESS OTHERWISE SPECIFIED:		APPLICATION SPEC	RESTRICTED TO		
0 PLC ±- 1 PLC ±- 2 PLC ±- 3 PLC ±- 4 PLC ±- ANGLES ±- FINISH		WEIGHT	SIZE A3	CAGE CODE 00779	DRAWING NO C=3-1440000-8
MATERIAL		CUSTOMER DRAWING	SCALE 1:1	SHEET 2 OF 2	REV F