

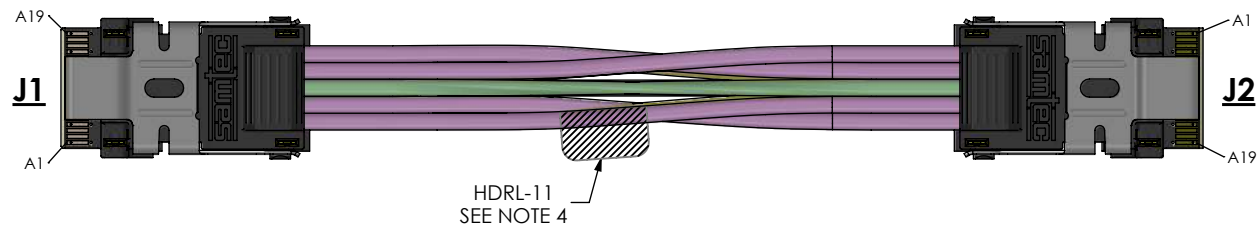
**Pb** THIS PRODUCT MANUFACTURED WITH LEAD-FREE PROCESSING

NO. OF LANES  
04 (8 PAIRS)


ASSEMBLY LENGTH  
010-999 cm  
(SEE NOTE 5)

**DESIGNED AND DIMENSIONED IN MILLIMETERS[INCHES]  
ALL DIMENSIONS REFERENCE EXCEPT AS SHOWN**

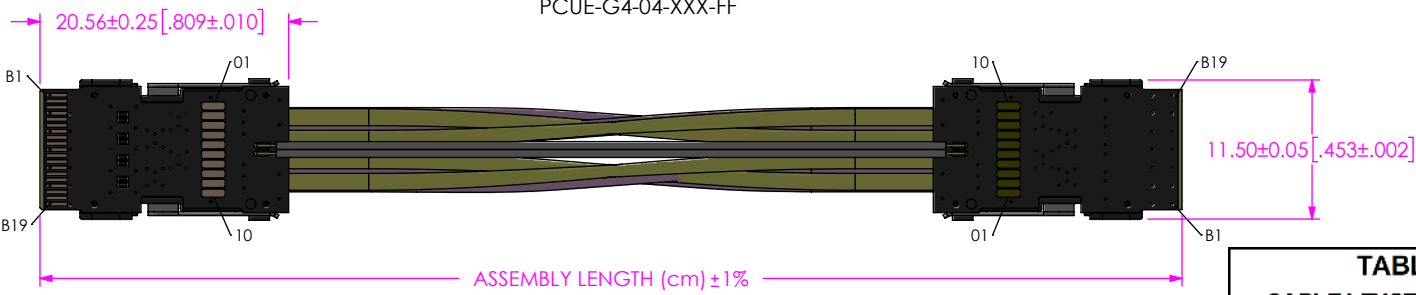
CABLE COLOR FOR ROUTING CLARITY



**ALL TWINAX CABLES ARE DISCRETE**



**FIG 1**  
PCUE-G4-04-XXX-FF



DO NOT SCALE FROM THIS PRINT

**TABLE 2 (CABLE LENGTHS)**  
CABLE LENGTHS = "ASSEMBLY LENGTH" - "X"

"A" mm [in]	"B" mm [in]	"C" mm [in]
26.17 [1.030]	8.39 [0.330]	35.92 [1.414]

**TABLE 1 SIGNAL MAPPING**

J1	A1	A2	A3	A4	A5	A6	A7	A8	A9	A10	A11	A12	A13	A14	A15	A16	A17	A18	A19	B1	B2	B3	B4	B5	B6	B7	B8	B9	B10	B11	B12	B13	B14	B15	B16	B17	B18	B19
NAME	G	Tx2N	Tx2P	G	Tx1N	Tx1P	G	DIFF PAIR	G	NC	NC	G	Rx2P	Rx2N	G	Rx1P	Rx1N	G	G	G	G	G	G	G	G	NC	NC	G	NC	NC	G	Rx3N	Rx3P	G	Rx0N	Rx0P	G	
TYPE	S	S	S	S	S	S	D	D	S	S	S	S	S	S	S	S	S	S	S	S	S	S	S	S	S	S	S	S	S	S	S	S	S	S	S	S	S	S
J2	A19	A15	A14	A16	A18	A17	A13	A8	A9	A10	A11	A12	A7	A3	A2	A4	A6	A5	A1	B19	B14	B15	B16	B17	B18	B13	B12	B11	B10	B9	B8	B7	B2	B3	B4	B5	B6	B1

J1	01	02	03	04	05	06	07	08	09	10	UCC8 PADS
NAME	NC	NC	G	NC	RESET	PRESENT	NC	NC	NC	NC	SIDEBANDS
TYPE	S	S	S	S	S	S	S	S	S	S	S
J2	01	02	03	04	05	06	07	08	09	10	UCC8 PADS

ALL GROUNDS "G" ARE COMMON AND TIED TO CABLE SHIELD AND UCC8 PAD 3, 8  
 ALL UEC5 "S" SIGNALS HAVE 220nF CAPACITORS IN-LINE  
 ALL UEC5 "D" AUXILIARY SIGNALS HAVE 0 OHM RESISTORS  
 ALL UCC8 "S" SIDEBANDS CONNECTED TO NON-SHIELD INSULATED WIRE

**NOTES:**

1. PARTS TO BE PROCESSED PER SAMTEC WORKMANSHIP GUIDELINES.
2. ALL ASSEMBLIES TO BE 100% ELECTRICALLY TESTED.
3. ALL ASSEMBLIES TO BE 100% HI-POT TESTED AT 300V.
4. HDRL-11 TO BE LOCATED ON CABLE AS SHOWN, HDRL-11 TO CONTAIN:  
 LINE 1 - PART NUMBER "PCUE-G4-XX-XXX-FF"  
 LINE 2 - SHOP ORDER NUMBER "XXXXXX"  
 LINE 3 - DATE CODE "XXXXX".
5. CABLE LENGTHS LONGER THAN 100cm NOT SUPPORTED BY SI TEST DATA.
6. NOTE DELETED.

**PROPRIETARY NOTE**  
 THIS DOCUMENT CONTAINS CONFIDENTIAL AND PROPRIETARY INFORMATION AND ALL DESIGN, MANUFACTURING, REPRODUCTION, USE, PATENT RIGHTS AND SALES RIGHTS ARE EXPRESSLY RESERVED BY SAMTEC, INC. THIS DOCUMENT SHALL NOT BE DISCLOSED, IN WHOLE OR PART, TO ANY UNAUTHORIZED PERSON OR ENTITY NOR REPRODUCED, TRANSFERRED OR INCORPORATED IN ANY OTHER PROJECT IN ANY MANNER WITHOUT THE EXPRESS WRITTEN CONSENT OF SAMTEC, INC.

DO NOT SCALE DRAWING  
 SHEET SCALE: 1:1

MATERIAL:  
 INSULATOR: LCP  
 COLOR: BLACK  
 CONTACT OR TERMINAL:  
 LATCH: STAINLESS STEEL

520 PARK EAST BLVD. NEW ALBANY, IN 47150  
 PHONE: 812-944-6733 FAX: 812-948-5047  
 e-Mail: info@SAMTEC.com code 55322

DESCRIPTION:  
 CUSTOM HDR CABLE ASSEMBLY

DWG. NO.  
**PCUE-G4-XX-XXX-FF**

BY: KEYLIN 12/18/2020 SHEET 1 OF 1