

NOTES:

1. MATERIALS AND FINISHES:

- FERRULE - COPPER, WHITE BRONZE PLATING
- CAP - BRASS, WHITE BRONZE PLATING
- CONTACT - BRASS, GOLD PLATING
- BODY - BRASS, WHITE BRONZE PLATING
- RETAINER RING - PHOSPHOR BRONZE, NATURAL
- INSULATOR - PTFE, NATURAL
- GASKET - SILICONE RUBBER, RED
- COUPLING NUT - BRASS, WHITE BRONZE PLATING

2. ELECTRICAL:

- A. IMPEDANCE: 50 OHM
- B. FREQUENCY RANGE: 0-6 GHz
- C. VSWR: 1.2 (-20.828 dB) MAX. @ 0-4GHz
- D. D.W.V: 2500 VRMS, MIN.

3. MECHANICAL:

- A. DURABILITY: 500 CYCLES MIN.
- B. TEMPERATURE RANGE: -65°C TO +165°C

4. CRIMPED FERRULE HEX. CRIMP SIZE .213"

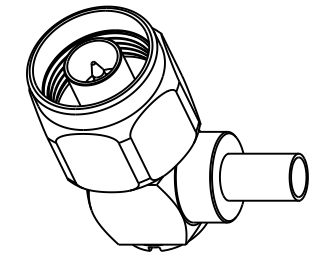
5. CONTACT PIN TO SOLDER

6 SHOWS CABLE ENTRY DIMENSIONS.

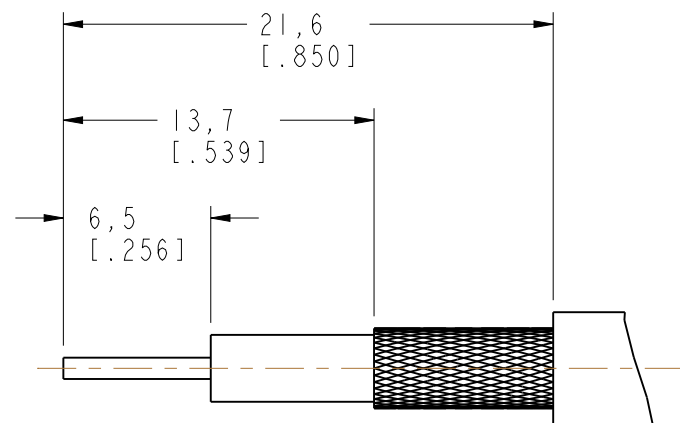
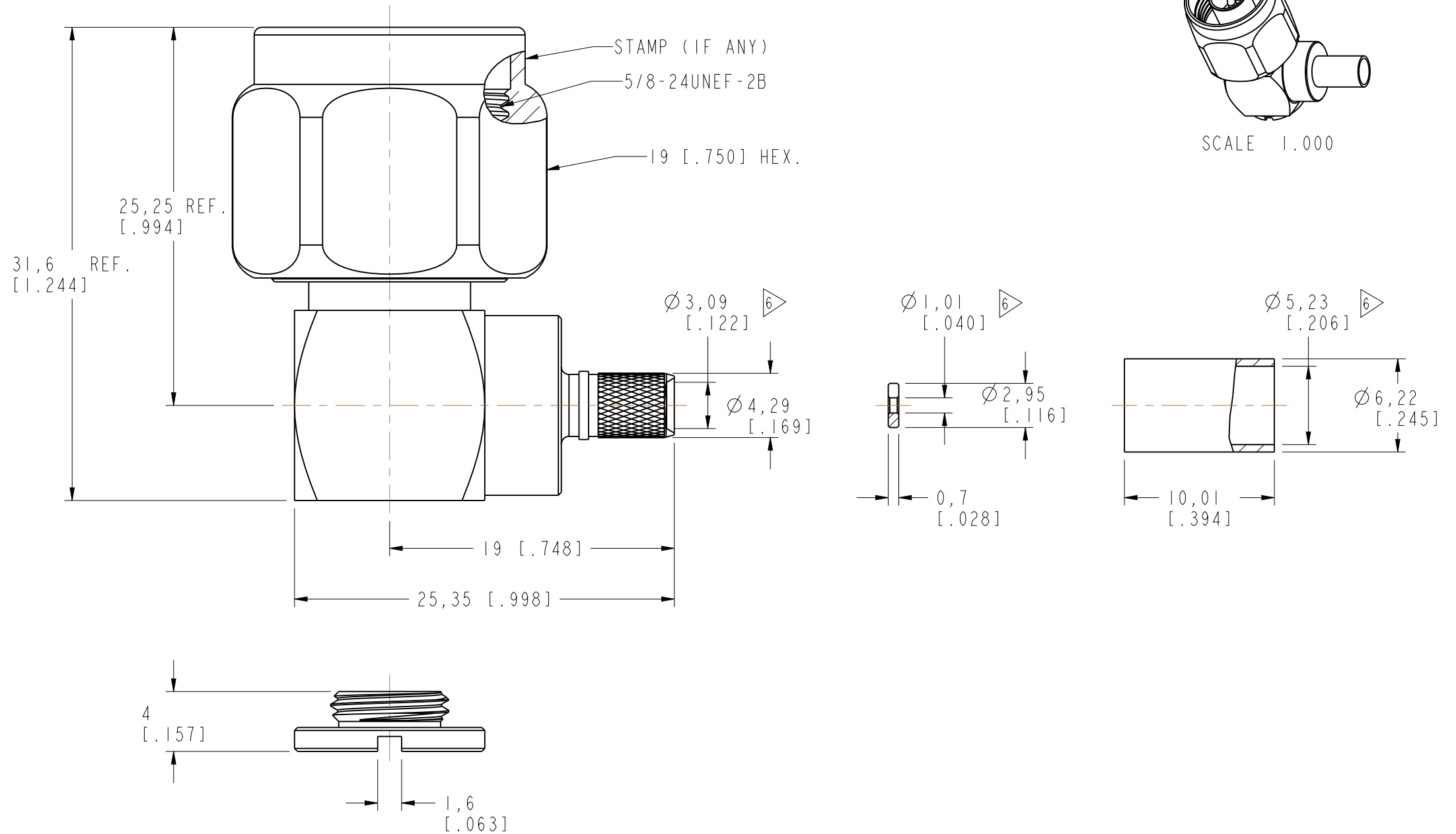
THIRD ANGLE PROJ.

REVISIONS

REV	DESCRIPTION	DATE	ECO	APPR
NC	INITIAL RELEASE	21-Nov-13	----	JC
A	A) UPDATE DESIGN FOR FBT/LMR-195	16-Mar-15	2886	BCG



SCALE 1.000



RECOMMENDED CABLE STRIPPING DIM'S

**CUSTOMER OUTLINE DRAWING**

ALL OTHER SHEETS ARE FOR INTERNAL USE ONLY

<p>UNLESS OTHERWISE SPECIFIED, DIMENSIONS ARE IN METRIC AND TOLERANCES ARE:</p> <table border="1"> <tr> <td>&lt;0.5mm</td> <td>0.5 - 6mm</td> <td>6 - 30mm</td> <td>30 - 120mm</td> <td>ANGLES</td> </tr> <tr> <td>± 0.05mm</td> <td>± 0.1mm</td> <td>± 0.2mm</td> <td>± 0.3mm</td> <td>± 1°</td> </tr> </table> <p>NOTICE - These drawings, specifications, or other data (1) are, and remain the property of Amphenol corp. (2) must be returned upon request; and (3) are confidential and not to be disclosed to any person other than those to whom they are given by Amphenol Corp. the furnishing of these drawings, specifications, or other data by Amphenol Corp., or to any other person to anyone for any purpose is not to be regarded by implication or otherwise in any manner licensing, granting rights to permitting such holder or any other person to manufacture, use or sell any product, process or design, patented or otherwise, that may in any way be related to or disclosed by said drawings, specifications, or other data.</p>	<0.5mm	0.5 - 6mm	6 - 30mm	30 - 120mm	ANGLES	± 0.05mm	± 0.1mm	± 0.2mm	± 0.3mm	± 1°	<p>MATERIAL</p> <p>-</p>	<p>DRAWN</p> <p>M.ZHANG</p>	<p>DATE</p> <p>02-Mar-15</p>	<p>TITLE</p> <p>N R/A CRIMP JACK, WITH A 19MM HEX COUPLING NUT (FOR LMR/FBT-195 CABLE)</p>	<p>Amphenol Connex</p>
	<0.5mm	0.5 - 6mm	6 - 30mm	30 - 120mm	ANGLES										
	± 0.05mm	± 0.1mm	± 0.2mm	± 0.3mm	± 1°										
	<p>REFERENCE</p> <p>EAR# 6467 N112B6-011-AT5GP-50 CONFIGURATION LEVEL: In Work</p>	<p>ENGINEER</p> <p>S.DUAN</p>	<p>DATE</p> <p>02-Mar-15</p>	<p>DRAWING NO.</p>											
<p>FINISH</p>	<p>APPROVED</p> <p>B.C. GLEISSNER</p>	<p>DATE</p> <p>16-Mar-15</p>	<p>SCALE: 3.0:1.0</p>	<p>SHEET 3 OF 3</p>	<p>ITEM NO.</p>										
	<p>CAD FILE</p>	<p>DWG SIZE</p> <p>B</p>	<p>REV</p> <p>A</p>	<p>PART NO. 172380</p>											