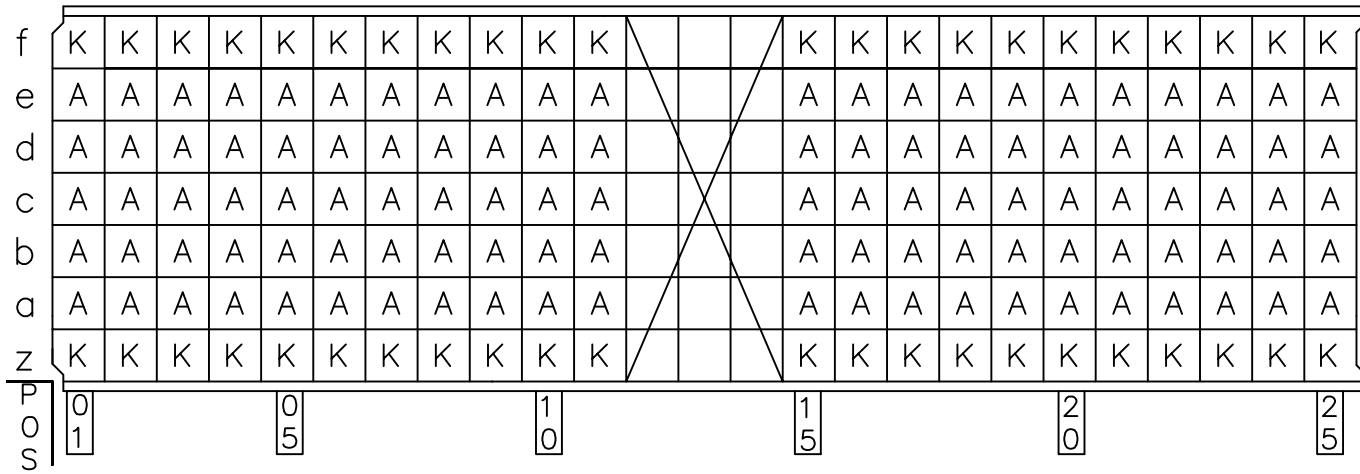
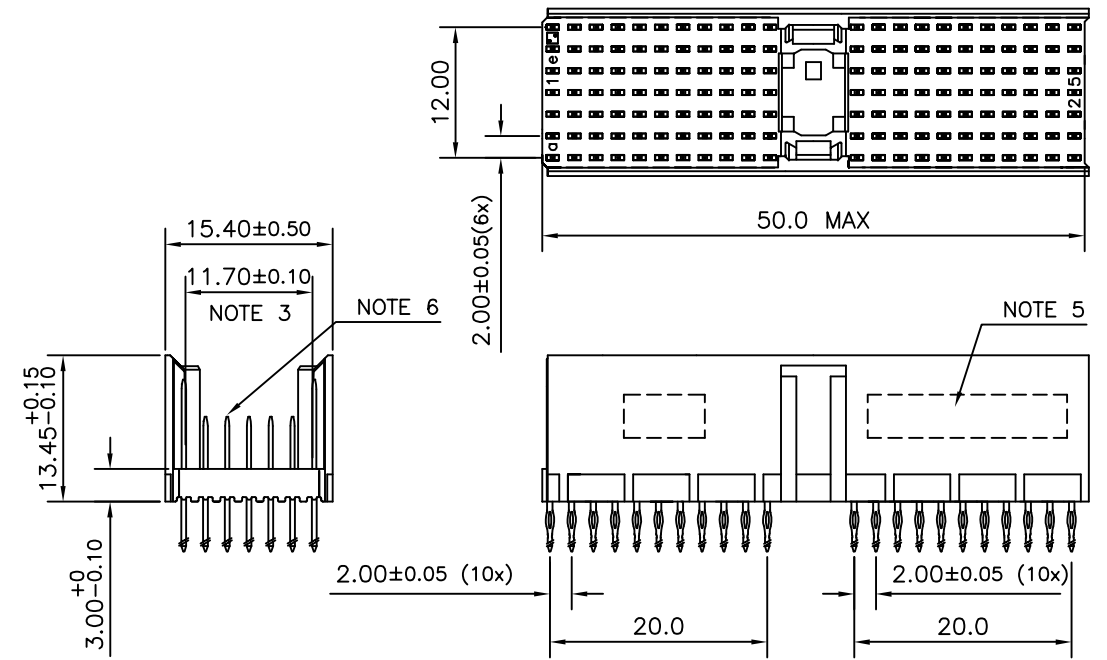


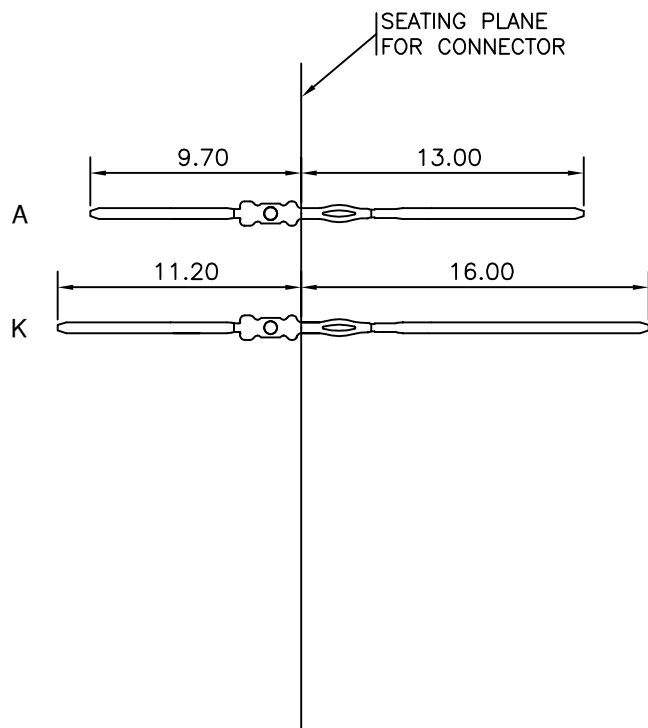
LOADING PATTERN MATING SIDE



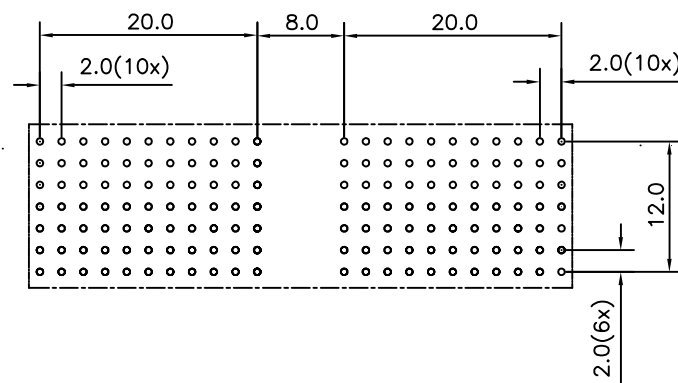
LOADED CONNECTOR ASSEMBLY (FOR EXAMPLE)



CONTACT OVERVIEW



LAY-OUT P.C.B.-HOLE



HM2P40PKE124-
 LEAD FREE INDICATOR : LF = LEAD FREE (DIGIT 15 & 16)
 PLATING CODE (DIGIT 13 AND 14) (REF DRW NO. BS,C , 201844 , 003)

NOTES

1. THIS PRODUCT IS CSA APPROVED.
 2. THIS PRODUCT IS UL RECOGNIZED.
 3. MEASURED AT THE BOTTOM.
 4. MATERIAL CONTACT: PHOSPHORBRONZE
 HOUSING: CREAM WHITE GLASS FILLED POLYESTER UL-94V0
 5. CONNECTOR PRINTED WITH P/N AND DATE CODE.
 6. FOR ACTUAL CONTACT LOADINGS, SEE LOADING PATTERN MATING SIDE.
 7. SHAPE OF CONNECTOR HOUSING CAN ALTER DEPENDING ON PRODUCTION LOCATION
 8. THE PRODUCT (LF) MEETS EUROPEAN UNION DIRECTIVES AND OTHER COUNTRY REGULATIONS AS DESCRIBED IN GS-22-008
 9. FOR RECOMMENDED PTH DIMENSIONS REFER DRAWING : BS, A , 201572 , 001
- CATALOG NO: HM2P40PKE124- - -

mat'l. code		surface		tolerance		projection		product family	
SEE NOTE 4		ISO 1302		ISO 406 ISO 1101		MM		MLLIPACS	
ltr		ecn no		dr		date		title	
A		103-0056		MKV		2003/ 10/ 02		MPACS 5+2R STR HDR PF CONN TYPE A NO PEG	
B		105-0183		MINI		2005/ 10/ 06			
C		106-0077		MINI		2006/ 06/ 23			
				dr		MINI K VANDANATH 2003/ 10/ 02		dwg no	
				enr		BIJU K PAUL 2003/ 10/ 02		sheet 1 of 1	
				chr		BIJU K PAUL 2006/ 06/ 23		size	
				appd		BIJU K PAUL 2006/ 06/ 23		A3	
sheet index		revision sheet		c				type Product Customer Drawing	
1		1		1					