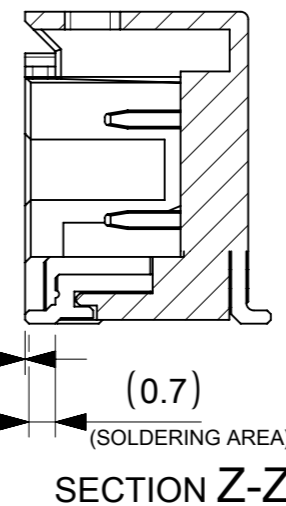
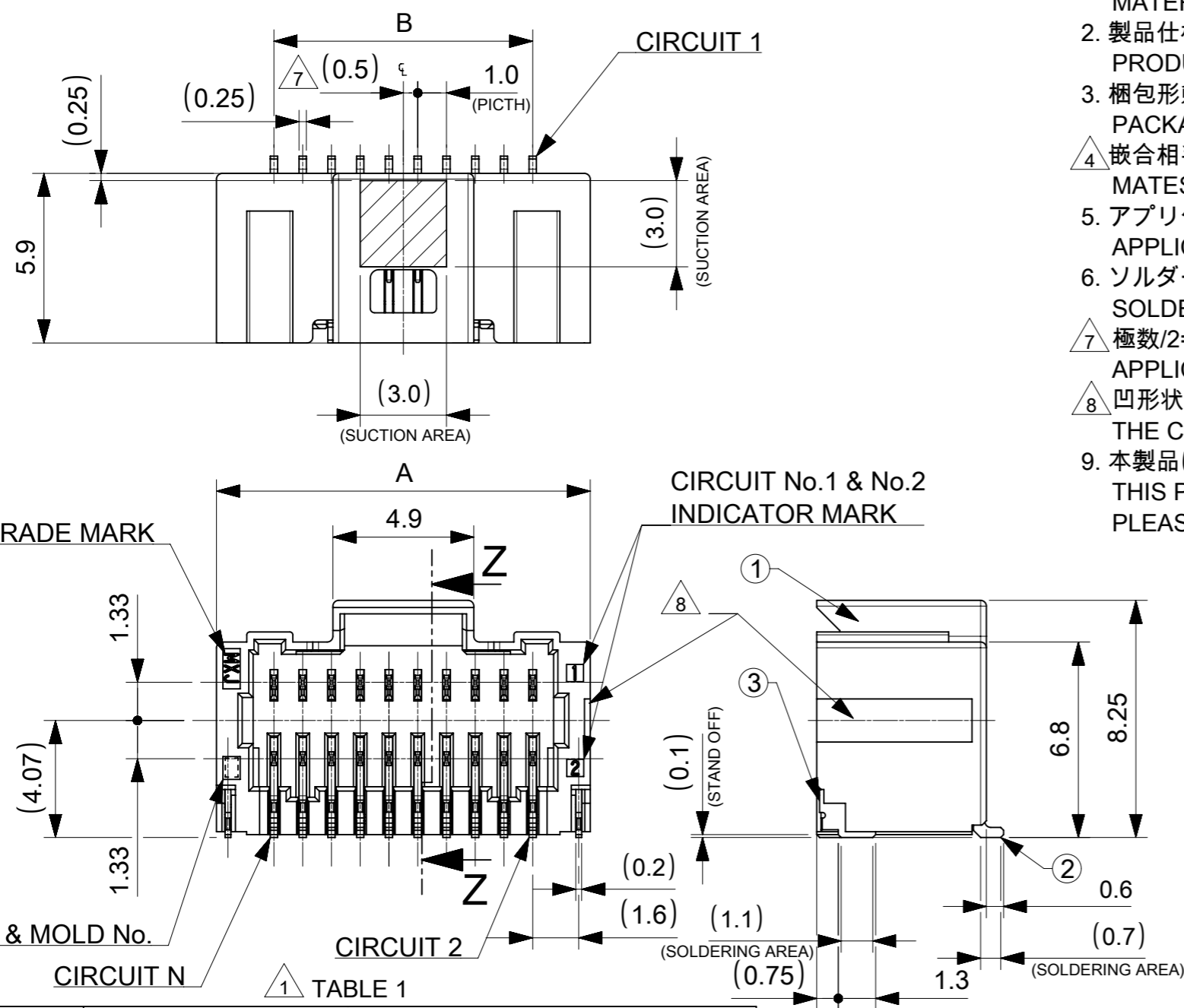


NOTES

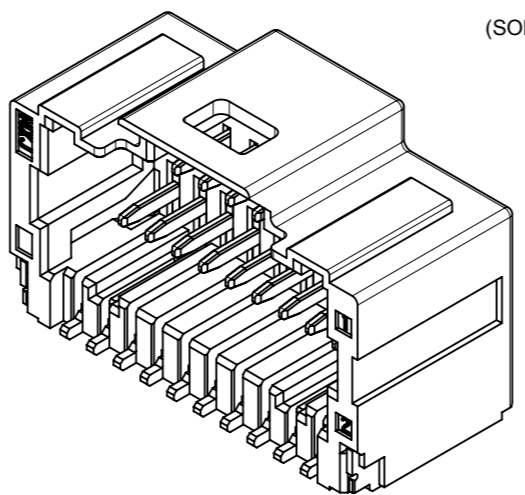
- ① 材料及び仕上げ(めっき仕様) : TABLE 1 参照
MATERIAL AND FINISHES : SEE TABLE 1
- 2. 製品仕様書 : PS-501571-001
PRODUCT SPECIFICATION:
- 3. 梱包形態 : SEE SHEET 3
PACKAGING INFORMATION:
- ④ 嵌合相手 : 501189 シリーズ
MATES WITH:501189 SERIES
- 5. アプリケーション仕様書(コネクタ取扱い説明書) : 5011890000-AS A00(JAPANESE)/A01(ENGLISH)
APPLICATION SPECIFICATION(CONNECTOR MANUAL):
- 6. ソルダーピン及びネイルの平坦度:0.1 MAX.
SOLDER PIN AND NAIL COPLANARITY: 0.1 MAX.
- ⑦ 極数/2=偶数に適用
APPLICABLE FOR CIRCUIT SIZE/2=EVEN
- ⑧ 凹形状はキャビティにより、反対側面に存在します。
THE CONCAVE AREA TO BE SET ON THE REVERSE SIDE DEPENDING ON THE MOLDING CAVITY.
- 9. 本製品は複数の金めっき厚を展開しております。その他の金めっき厚は以下の図面を御参照下さい。
THIS PRODUCT EXIST MULTIPLE GOLD PLATING.
PLEASE REFER TO THE FOLLOWING DRAWING FOR OTHER GOLD PLATING THICKNESS.

GOLD PLATING THICKNESS [micro-meter MIN.]	SERIES No.	DRAWING No.
0.38	203566	2035660000-SD PSD 000
0.76	203567	2035670000-SD PSD 000



B	A	極数 CIRCUIT SIZE
24.0	28.0	50
19.0	23.0	40
14.0	18.0	30
9.0	13.0	20

番号 NO.	部品 PART	材質 MATERIAL	
①	ウエハー WAFER	ポリアミド(PA), UL94V-0, 色 : SEE SHEET 5 POLYAMIDE(PA), UL94V-0, COLOR : SEE SHEET 5	
②	ソルダーピン SOLDER PIN	リン青銅 PHOSPHOR BRONZE	
		接点部 CONTACT AREA	金めっき : 0.1 MICRO-METER MIN. GOLD PLATING
		テール部 TAIL AREA	金めっき : 0.1 MICRO-METER MIN. GOLD PLATING
	下地めっき UNDER PLATING	ニッケルめっき : 1.0 MICRO-METER MIN. NICKEL	
③	ネイル NAIL	黄銅 BRASS	
		テール部 TAIL AREA	錫めっき : 1.0 MICRO-METER MIN. MATTE TIN PLATING
		下地めっき UNDER PLATING	ニッケルめっき : 1.0 MICRO-METER MIN. NICKEL



THIS DRAWING CONTAINS INFORMATION THAT IS PROPRIETARY TO MOLEX ELECTRONIC TECHNOLOGIES, LLC AND SHOULD NOT BE USED WITHOUT WRITTEN PERMISSION

DIMENSION UNITS	SCALE	CURRENT REV DESC:
mm	NTS	
GENERAL TOLERANCES (UNLESS SPECIFIED)		
ANGULAR TOL	± 3.0°	
4 PLACES	± 0.2	EC NO: 614725
3 PLACES	± 0.2	DRWN: AISHIKAWA 2019/03/20
2 PLACES	± 0.2	CHK'D: AIDA 2019/04/03
1 PLACE	± 0.2	APPR: KOMURAKAMI 2019/04/03
0 PLACES	± 0.2	INITIAL REVISION:
		DRWN: AISHIKAWA 2019/03/20
		APPR: KOMURAKAMI 2019/04/03
DRAFT WHERE APPLICABLE MUST REMAIN WITHIN DIMENSIONS	THIRD ANGLE PROJECTION	DRAWING SERIES MATERIAL NUMBER CUSTOMER SHEET NUMBER
		A3-SIZE 501571 SEE SHEET 5

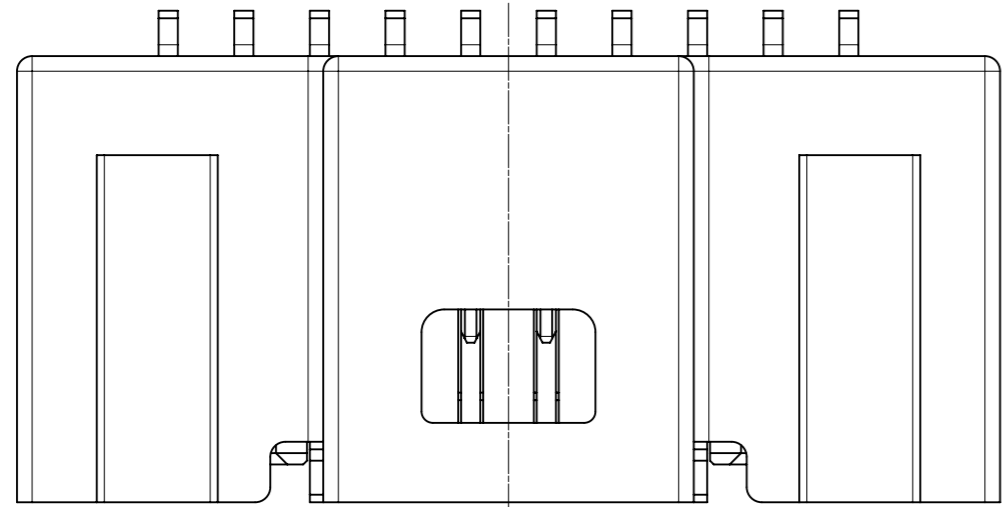
molex

PICO-CLASP 1.0 W/B
DUAL ROW RA SMT GOLD PLATING
0.1 MICRO-METER

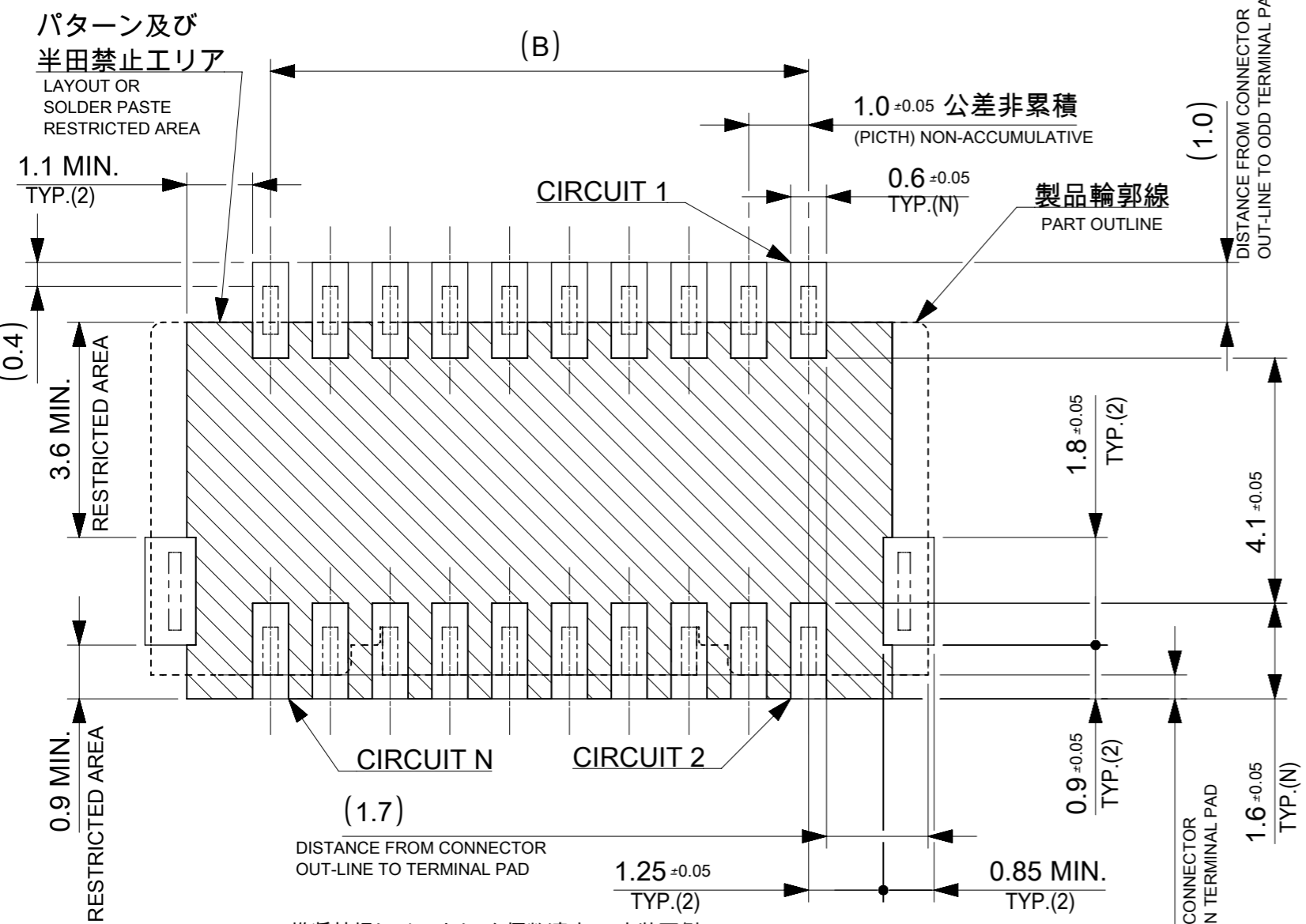
PRODUCT CUSTOMER DRAWING

DOCUMENT NUMBER: 5015710000-SD
DOC TYPE: PSD
DOC PART: 000
REVISION: A

DATE: 2019/01/18



製品レイアウト
PRODUCT LAYOUT



パターン及び
半田禁止エリア
LAYOUT OR
SOLDER PASTE
RESTRICTED AREA

1.1 MIN.
TYP.(2)

3.6 MIN.
RESTRICTED AREA

0.9 MIN.
RESTRICTED AREA

1.0±0.05 公差非累積
(PITCH) NON-ACCUMULATIVE

0.6±0.05
TYP.(N)

製品輪郭線
PART OUTLINE

(1.0)
DISTANCE FROM CONNECTOR
OUT-LINE TO ODD TERMINAL PAD

1.8±0.05
TYP.(2)

4.1±0.05

0.9±0.05
TYP.(2)

1.6±0.05
TYP.(N)

(0.4)
DISTANCE FROM CONNECTOR
OUT-LINE TO EVEN TERMINAL PAD

(1.7)
DISTANCE FROM CONNECTOR
OUT-LINE TO TERMINAL PAD

1.25±0.05
TYP.(2)

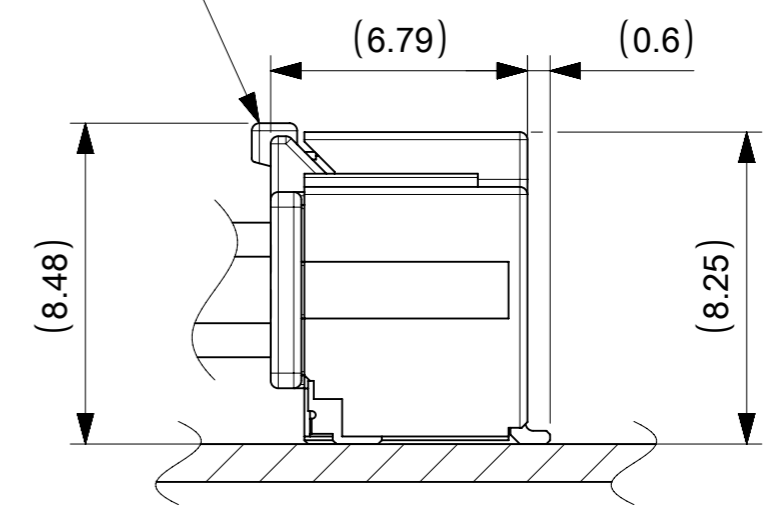
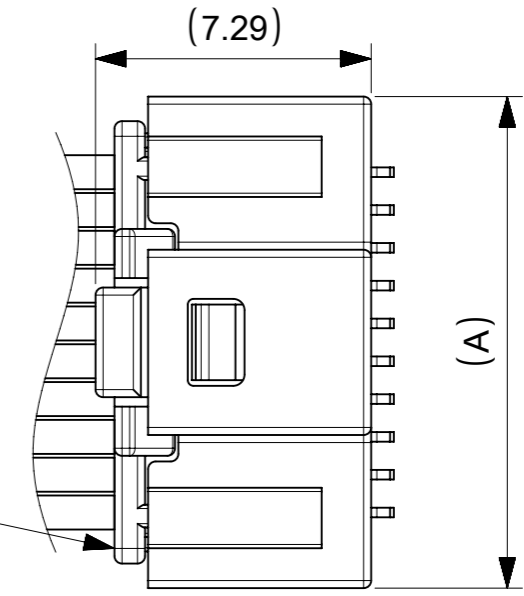
0.85 MIN.
TYP.(2)

推奨基板レイアウト(全極数適応) : 実装面側
(参考 : 基板厚 1.0mm, メタルマスク厚さ 0.12mm, マスク開口率 100%)

POLARIZED RECOMMENDED PCB LAYOUT (APPLY TO ALL CIRCUIT) : COMPONENT SIDE
(REFERENCE: PCB THICKNESS 1.0mm, STENCIL THICKNESS 0.12mm, APERTURE RATIO 100%)

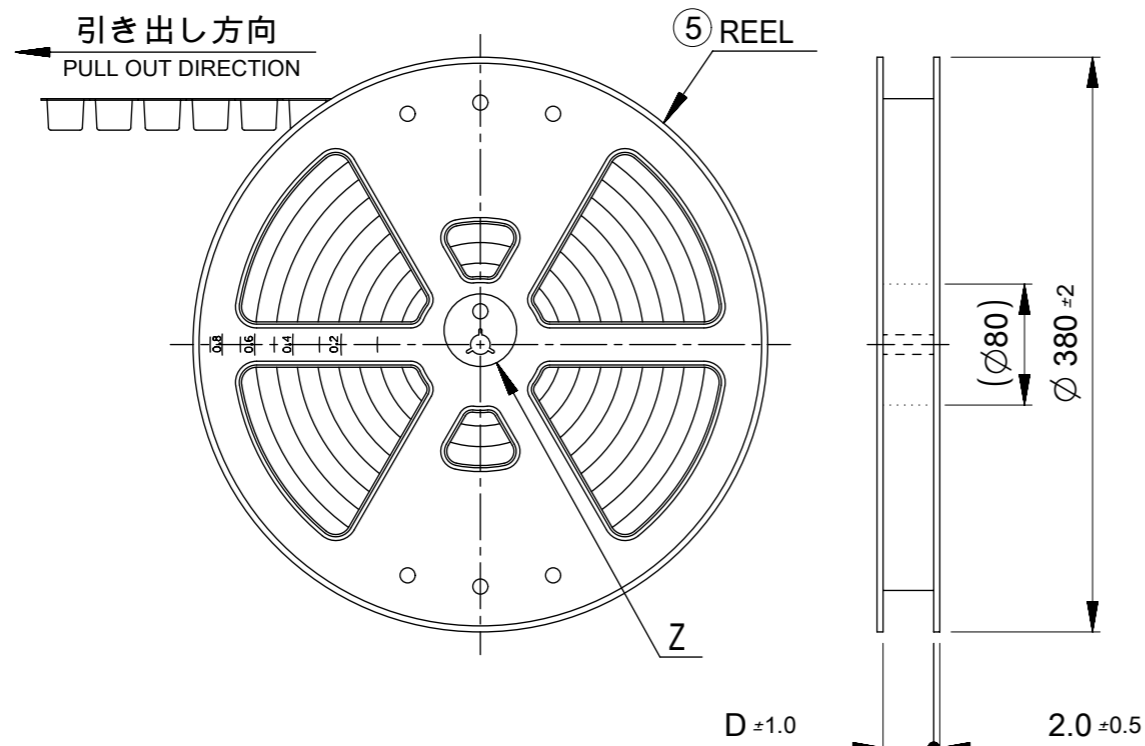
:パターン禁止エリア
RESTRICTED AREA
NO PCB COMPONENTS ALLOWED

△4 嵌合相手:501189シリーズ
MATE WITH : 501189 SERIES



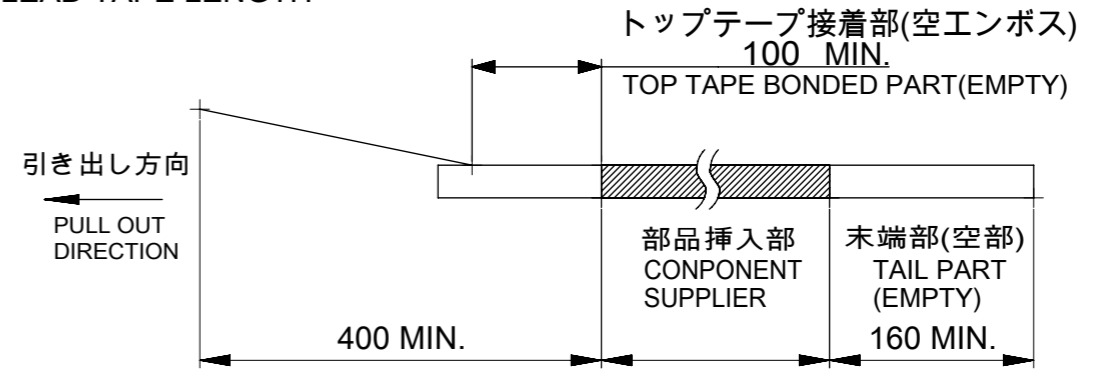
嵌合図
MATED CONNECTORS

THIS DRAWING CONTAINS INFORMATION THAT IS PROPRIETARY TO MOLEX ELECTRONIC TECHNOLOGIES, LLC AND SHOULD NOT BE USED WITHOUT WRITTEN PERMISSION		CURRENT REV DESC:				
DIMENSION UNITS	SCALE					
mm	NTS			PICO-CLASP 1.0 W/B DUAL ROW RA SMT GOLD PLATING 0.1 MICRO-METER		
GENERAL TOLERANCES (UNLESS SPECIFIED)		EC NO: 614725		DOCUMENT NUMBER		
ANGULAR TOL	± 3.0 °	DRWN: AISHIKAWA 2019/03/20		5015710000-SD		
4 PLACES	± 0.2	CHK'D: AIDA 2019/04/03		DOC TYPE DOC PART REVISION		
3 PLACES	± 0.2	APPR: KOMURAKAMI 2019/04/03		PSD 000 A		
2 PLACES	± 0.2	INITIAL REVISION:		MATERIAL NUMBER		
1 PLACE	± 0.2	DRWN: AISHIKAWA 2019/03/20		CUSTOMER		
0 PLACES	± 0.2	APPR: KOMURAKAMI 2019/04/03		SEE SHEET 5		
DRAFT WHERE APPLICABLE MUST REMAIN WITHIN DIMENSIONS		THIRD ANGLE PROJECTION	DRAWING	SERIES	SHEET NUMBER	
			A3-SIZE	501571	2 OF 5	

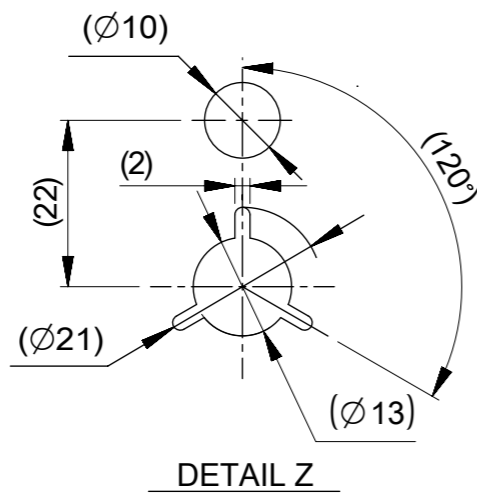


NOTES

- 10. 梱包数量:800個/リール
NUMBER OF CONNECTORS : 800 PIECES/REEL
- 11. リードテープ長さ
LEAD TAPE LENGTH



- 12. トップテープの剥離強度はIEC60286-3に準拠。
TOP TAPE PEELING FORCE IS DEFINED BY IEC60286-3.
- 13. 梱包仕様書 : SPK-501571-001
PACKAGE SPECIFICATION:
- △14. 発注番号 : SHEET 5 参照
ORDER No. : PLEASE REFER TO SHEET 5 FOR PRODUCT LIST.



501571

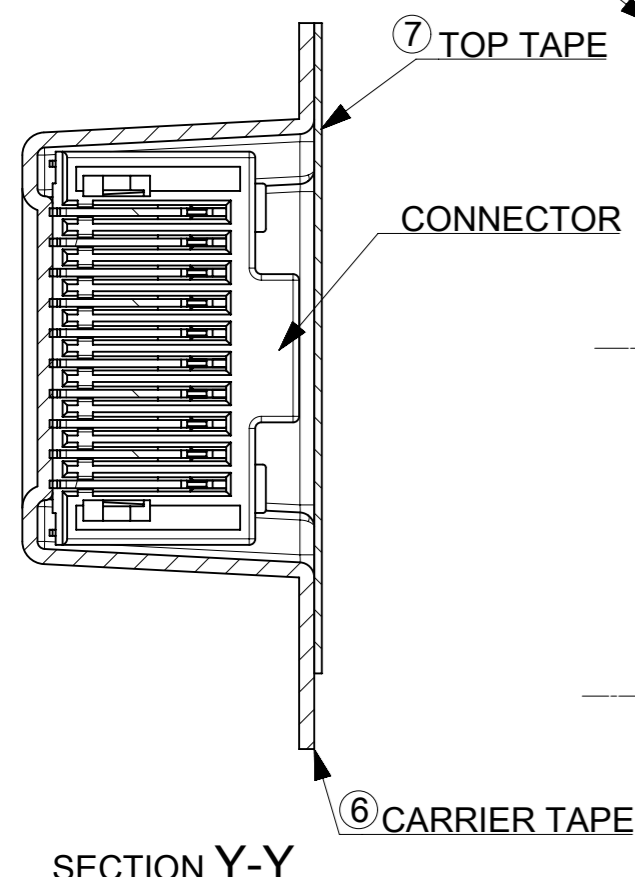
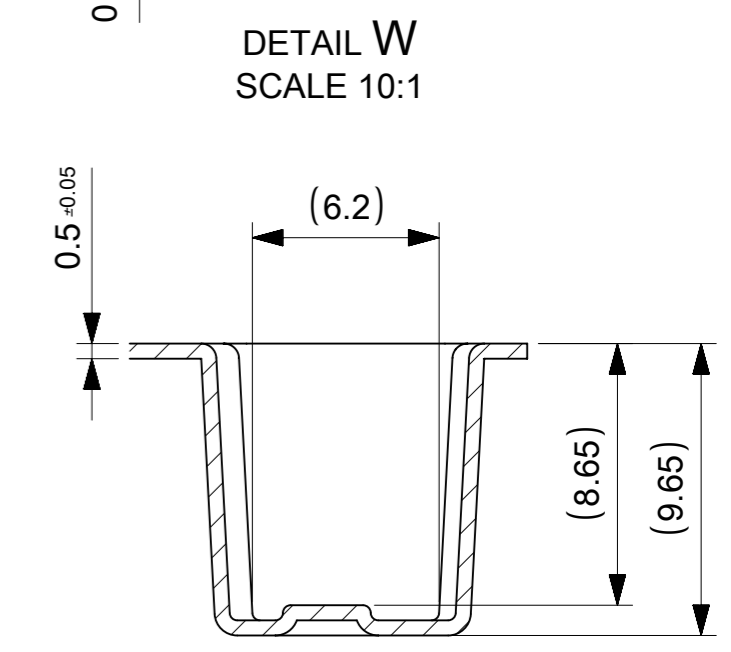
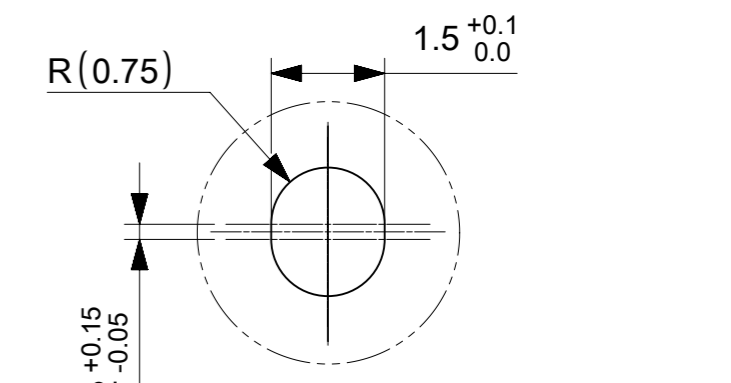
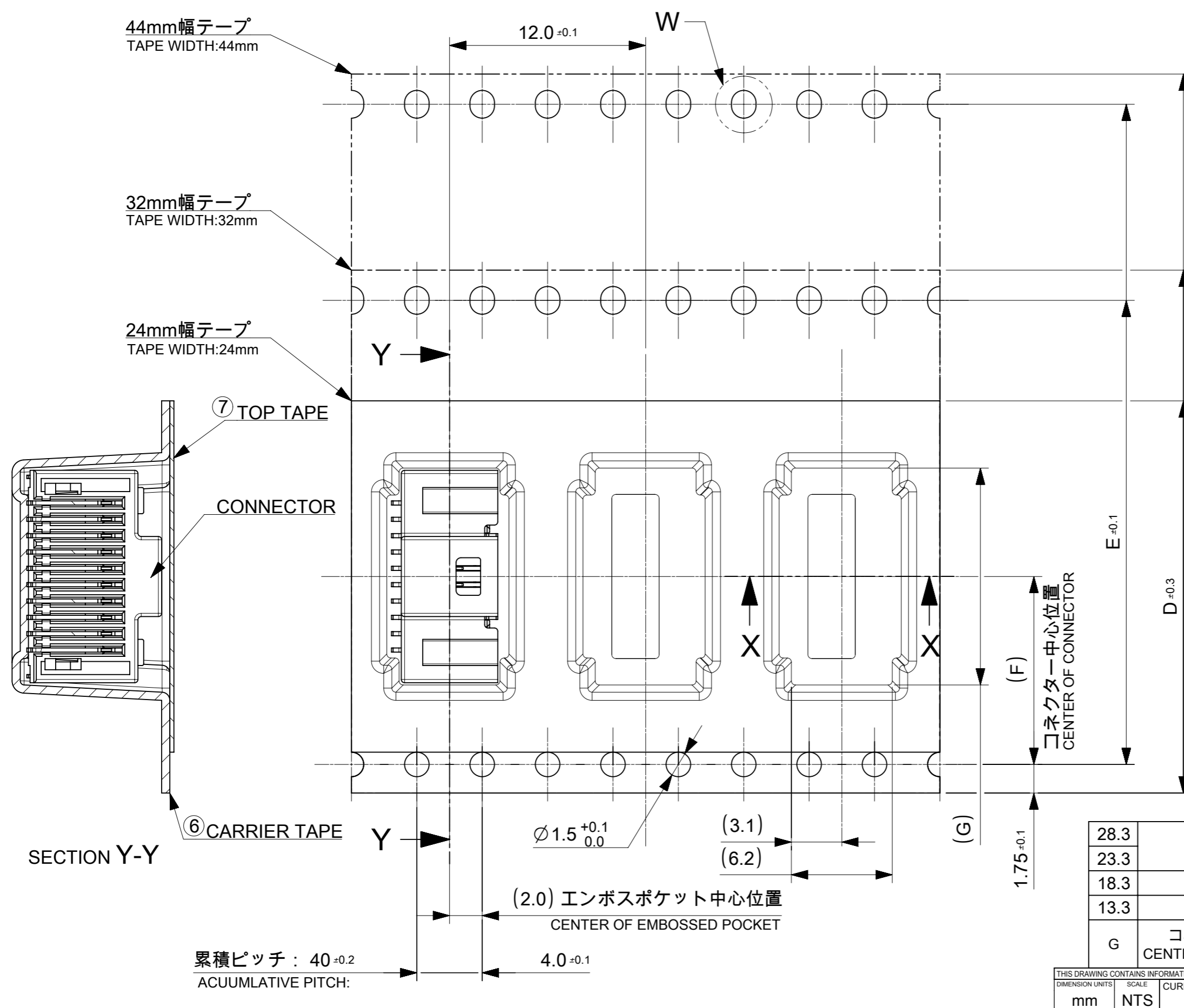
**** ** ***

極数 CIRCUIT SIZE	ハウジングカラー HOUSING COLOR	製品識別番号 IDENTIFICATION NUMBER
	0:NATURAL(BEIGE)	7:EMBOSSED PACKAGE

45.5	50
	40
33.5	30
25.5	20
D	極数 CIRCUIT SIZE

THIS DRAWING CONTAINS INFORMATION THAT IS PROPRIETARY TO MOLEX ELECTRONIC TECHNOLOGIES, LLC AND SHOULD NOT BE USED WITHOUT WRITTEN PERMISSION		CURRENT REV DESC:		molex	
DIMENSION UNITS	SCALE	EC NO: 614725			
mm	NTS	DRWN: AISHIKAWA 2019/03/20		PICO-CLASP 1.0 W/B DUAL ROW RA SMT GOLD PLATING 0.1 MICRO-METER	
GENERAL TOLERANCES (UNLESS SPECIFIED)		CHK'D: AIDA 2019/04/03			
ANGULAR TOL	± 3.0 °	APPR: KOMURAKAMI 2019/04/03		PRODUCT CUSTOMER DRAWING	
4 PLACES	± 0.2	INITIAL REVISION:		DOCUMENT NUMBER	
3 PLACES	± 0.2	DRWN: AISHIKAWA 2019/03/20		5015710000-SD	
2 PLACES	± 0.2	APPR: KOMURAKAMI 2019/04/03		DOC TYPE	DOC PART
1 PLACE	± 0.2	DRAFT WHERE APPLICABLE MUST REMAIN WITHIN DIMENSIONS		PSD	000
0 PLACES	± 0.2	THIRD ANGLE PROJECTION	DRAWING	SERIES	REVISION
		⊕	A3-SIZE	501571	A
		MATERIAL NUMBER		CUSTOMER	SHEET NUMBER
		SEE SHEET 5			3 OF 5

番号 NO.	部品 PART	材質 MATERIAL
⑤	リール REEL	ポリスチレン(PS) <リサイクル材を含む> POLYSTYRENE(PS) <RECYCLE MATERIAL CONTAINED>
DOCUMENT STATUS	P1	RELEASE DATE 2019/04/03 09:49:00



28.3				50
23.3	20.2	40.4	44.0	40
18.3	14.2	28.4	32.0	30
13.3	11.5	-	24.0	20
G	コネクタ中心位置 F CENTER OF CONNECTOR	E	エンボステープ幅 D WIDTH OF TAPE	極数 CIRCUIT SIZE

THIS DRAWING CONTAINS INFORMATION THAT IS PROPRIETARY TO MOLEX ELECTRONIC TECHNOLOGIES, LLC AND SHOULD NOT BE USED WITHOUT WRITTEN PERMISSION		CURRENT REV DESC:		molex	
DIMENSION UNITS	SCALE				
mm	NTS			PICO-CLASP 1.0 W/B DUAL ROW RA SMT GOLD PLATING 0.1 MICRO-METER	
GENERAL TOLERANCES (UNLESS SPECIFIED)				PRODUCT CUSTOMER DRAWING	
ANGULAR TOL	± 3.0°			DOCUMENT NUMBER	
4 PLACES	± 0.2			5015710000-SD	
3 PLACES	± 0.2			DOC TYPE	DOC PART
2 PLACES	± 0.2			PSD	000
1 PLACE	± 0.2			REVISION	
0 PLACES	± 0.2			A	
DRAFT WHERE APPLICABLE MUST REMAIN WITHIN DIMENSIONS		THIRD ANGLE PROJECTION	DRAWING	SERIES	MATERIAL NUMBER
			A3-SIZE	501571	CUSTOMER
				SEE SHEET 5	SHEET NUMBER
				4 OF 5	

番号 NO.	部品 PART	材質 MATERIAL
⑥	キャリアテープ CARRIER TAPE	ポリプロピレン(PP)、その他 POLYPROPYLEN(PP), etc
⑦	トップテープ TOP TAPE	ポリエチレン(PE)、その他 POLYETHYLENE(PE), etc

DOCUMENT STATUS	P1	RELEASE DATE	2019/04/03	09:49:00
-----------------	----	--------------	------------	----------

引き出し方向
PULL OUT DIRECTION

9 8 7 6 5 4 3 2 1

E

E

D

D

C

C

B

B

A

A

14 製品一覧 PRODUCT LIST

HOUSING COLOR	
NATURAL(BEIGE)	
501571 5007	50
501571 4007	40
501571 3007	30
501571 2007	20
発注番号 ORDER No.	極数
梱包形態 : エンボスリール PACKAGE:EMBOSSED REEL	CIRCUIT SIZE

THIS DRAWING CONTAINS INFORMATION THAT IS PROPRIETARY TO MOLEX ELECTRONIC TECHNOLOGIES, LLC AND SHOULD NOT BE USED WITHOUT WRITTEN PERMISSION											
DIMENSION UNITS	SCALE	CURRENT REV DESC:					molex				
mm	NTS										
GENERAL TOLERANCES (UNLESS SPECIFIED)		EC NO: 614725					PICO-CLASP 1.0 W/B				
ANGULAR TOL	± 3.0 °	DRWN: AISHIKAWA 2019/03/20					DUAL ROW RA SMT GOLD PLATING				
4 PLACES	± 0.2	CHK'D: AIDA 2019/04/03					0.1 MICRO-METER				
3 PLACES	± 0.2	APPR: KOMURAKAMI 2019/04/03					PRODUCT CUSTOMER DRAWING				
2 PLACES	± 0.2	INITIAL REVISION:					DOCUMENT NUMBER				
1 PLACE	± 0.2	DRWN: AISHIKAWA 2019/03/20					5015710000-SD				
0 PLACES	± 0.2	APPR: KOMURAKAMI 2019/04/03					DOC TYPE		DOC PART		REVISION
DRAFT WHERE APPLICABLE MUST REMAIN WITHIN DIMENSIONS		THIRD ANGLE PROJECTION		DRAWING	SERIES	MATERIAL NUMBER		CUSTOMER		SHEET NUMBER	
				A3-SIZE	501571	SEE SHEET 5				5 OF 5	

DOCUMENT STATUS	P1	RELEASE DATE	2019/04/03	09:49:00
-----------------	----	--------------	------------	----------

9 8 7 6 5 4 3 2 1

FORMAT: master-ib-prod-A3
REVISION: 11
DATE: 2018/01/18