

Technical Information

FieldPort SFP20

USB interface for configuration of IO-Link devices



Application

The FieldPort SFP20 is a USB interface for the configuration of Endress+Hauser IO-Link devices, and also of devices from other vendors. Combined with the IO-Link CommDTM and the IODD Interpreter, the FieldPort SFP20 complies with the FDT/DTM standards. It is suitable for service technicians configuring IO-Link measuring devices for point-to-point communication. The FieldPort is ready-integrated and tested, and users can start configuring IO-Link devices easily. The FieldPort works with FieldCare SFE500. It also works with every other FDT Frame, if required.

Your benefits

- Fast and easy commissioning of IO-Link devices.
- No network scan required, enormous time savings with point-to-point connection.
- Easy, trouble-free configuration of every IO-Link device, including devices from other vendors.
- High degree of flexibility regarding the choice of FDT Frame.





Table of contents

About this document	3
Symbols	3
Function and system design	3
Function	3
System design	3
Output	4
Output signal	4
Power supply	4
Supply voltage	4
Electrical connection	4
Environment	4
Ambient temperature range	4
Storage temperature	4
Humidity	4
Degree of protection	4
Mechanical construction	4
Design, dimensions	4
Weight	5
Material	5
Human interface	5
Service interface	5
Function indicator	5
Certificates and approvals	5
CE mark	5
Ordering information	6
Scope of delivery	6
Accessories	6
Supplementary documentation	6
FieldPort SFP20	6
FieldCare SFE500	6
Registered trademarks	6









About this document

Symbols

Safety symbols

Symbol	Meaning
	DANGER! This symbol alerts you to a dangerous situation. Failure to avoid this situation will result in serious or fatal injury.
	WARNING! This symbol alerts you to a dangerous situation. Failure to avoid this situation can result in serious or fatal injury.
	CAUTION! This symbol alerts you to a dangerous situation. Failure to avoid this situation can result in minor or medium injury.
	NOTE! This symbol contains information on procedures and other facts which do not result in personal injury.

Symbols for certain types of information

Symbol	Meaning
	Permitted Procedures, processes or actions that are permitted.
	Preferred Procedures, processes or actions that are preferred.
	Forbidden Procedures, processes or actions that are forbidden.
	Tip Indicates additional information.
	Reference to documentation.
	Reference to page.
	Reference to graphic.
	Visual inspection.

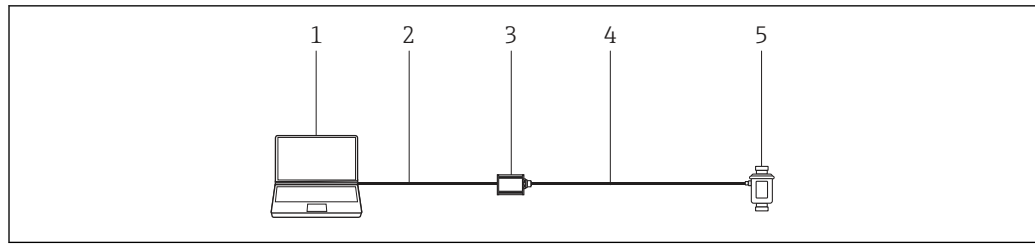
Function and system design

Function

The FieldPort SFP20 is a USB interface for the configuration of IO-Link devices. The devices can be connected to the FieldPort SFP20 with an M12-M12 connector. The FieldPort SFP20 can be connected to a laptop or tablet via a USB cable. The IO-Link devices are configured in conjunction with an FDT Frame, such as FieldCare SFE500. If the power from the USB interface of the laptop or tablet is not sufficient, the SFP20 can be connected to an external power supply in order to supply power to the IO-Link device.

System design

A point-to-point connection between the laptop and IO-Link devices is possible with the FieldPort SFP20.



1 IO-Link point-to-point connection

- 1 FieldCare SFE500
- 2 USB
- 3 FieldPort SFP20
- 4 IO-Link/M12-M12 connector
- 5 IO-Link field device

Output

Output signal

- Max. 80 mA via USB for sensor power supply
- 1 A via external power unit

Power supply

Supply voltage

- Operating voltage: 24 V_{DC}/USB 5 V_{DC}
- Operating current: ≤ 500 mA

Electrical connection

- IO-Link port: M12 x1 socket, 5-pin, A-coded
- Operating voltage: DC-9, 2.1 mm
- USB 2.0: USB connector, MiniB type

Environment

Ambient temperature range 0 to 45 °C (32 to 113 °F)

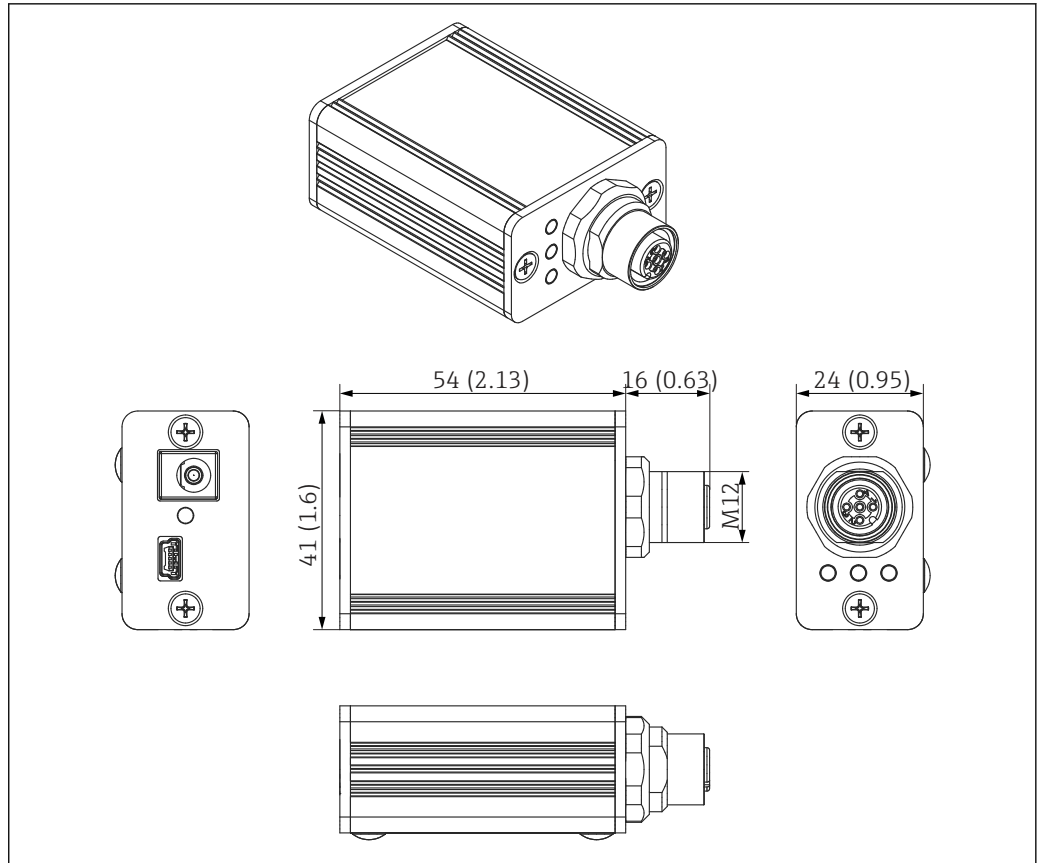
Storage temperature -40 to 80 °C (-40 to 176 °F)

Humidity 95 % non-condensing

Degree of protection IP20 (only in screwed situation)

Mechanical construction

Design, dimensions 70 mm · 41 mm · 24 mm (2.76 in · 1.6 in · 0.95 in)



A0040733

2 Dimensions of FieldPort SFP20, engineering unit: mm (in)

Weight Approx. 100 g

Material Housing: aluminum

Human interface

Service interface

- Interface type: IO-Link
- Protocol: IO-Link V1.1, IO-Link V1.0

Function indicator

- Communication: LED green
- Status indicator: LED yellow
- Diagnostic indicator: LED red
- Operating voltage indicator: LED yellow

Certificates and approvals

CE mark The FieldPort SFP20 meets the legal requirements of the relevant EU directives. The manufacturer has affixed the CE mark as confirmation that the FieldPort SFP20 has been successfully tested.

Ordering information

Scope of delivery

The scope of delivery comprises:

- FieldPort SFP20
- Power supply 24 V_{DC}
- USB connecting cable
- Operating Instructions

Accessories

Optional accessories:
M12-M12 connector

Supplementary documentation

FieldPort SFP20

Operating Instructions BA01984S/04/EN

FieldCare SFE500

Technical Information TI00028S/04/EN

Registered trademarks

IO-Link® is a registered trademark of the IO-Link Community c/o PROFIBUS User Organization, (PNO) Karlsruhe/ Germany - www.io-link.com

All other brand and product names are trademarks or registered trademarks of the companies and organizations in question.



www.addresses.endress.com
