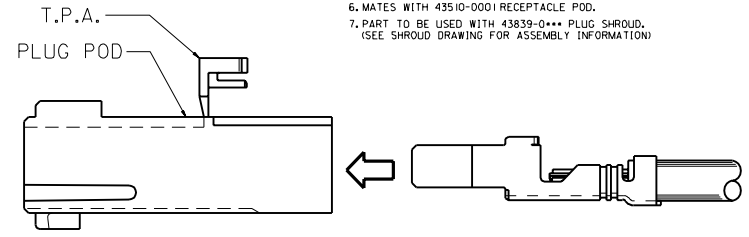
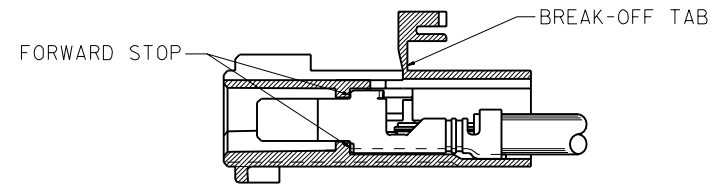


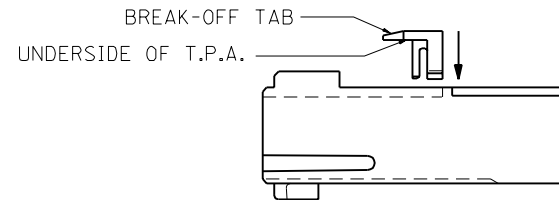
- NOTES:**
1. MATERIAL: POLYESTER (PBT), UN-FILLED, UL 94V-0, COLOR: BLACK
  2. FINISH: NONE
  3. PRODUCT SPEC. : P5-43510-002.
  4. ALL DIMENSIONS SHOWN FOR REFERENCE ONLY.
  5. USES STANDARD 42817 MINI-FIT SR, MALE CRIMP TERMINALS.
  6. MATES WITH 43510-0001 RECEPTACLE PODD.
  7. PART TO BE USED WITH 43839-0\*\*\* PLUG SHROUD. (SEE SHROUD DRAWING FOR ASSEMBLY INFORMATION)



1. TERMINALS ARE TO BE ORIENTATED AND LOADED INTO HOUSING AS SHOWN.



2. TERMINALS ARE LOADED WHEN SEATED AGAINST THE FORWARD STOP.



3. AFTER THE TERMINALS ARE LOADED INTO THE HOUSING, THE T.P.A. IS TO BE "BROKEN OFF". WITH THE BREAK-OFF TAB FACING FORWARD AS SHOWN, INSERT THE T.P.A. THRU THE HOLE IN TOP OF HOUSING UNTIL THE UNDERSIDE OF THE T.P.A. CONTACTS THE TOP SURFACE OF THE HOUSING. THIS RETAINS THE TERMINAL IN THE HOUSING UNTIL IT IS LOADED INTO THE SHROUD.

**THIS PRODUCT MUST NEVER BE USED WITHOUT THE T.P.A.**

ADD TERM. INSTRUC. EC NO. UCR2000-0468 ORINPOLGAR 0000/01 SHPA COMERC1 0000/03 APPR.COMERC1 0000/03	QUALITY SYMBOLS MAJOR CRITICAL	GENERAL TOLERANCES: (UNLESS SPECIFIED)		SCALE B : 1	DESIGN UNITS <input checked="" type="checkbox"/> mm <input type="checkbox"/> INCH	THIRD ANGLE PROJECTION	DIMENSIONS: <input checked="" type="checkbox"/> mm <input type="checkbox"/> INCH <input type="checkbox"/> ONLY	SHT	REV
		4 PLACES ±0.--- ±.--- 3 PLACES ±0.--- ±.--- 2 PLACES ±0.--- ±.--- 1 PLACE ±0.--- ±.---	mm	INCH	DRAWN BY & DATE COMERC1 97/10/06	CHECKED BY & DATE COMERC1 97/10/06	TITLE: <b>PLUG POD, 1 CKT. MINI-FIT SR., COMPODRE SYSTEM</b>		
REV	DESCRIPTION	ANGULAR: ± 0		CAD FILENAME S4351301.DGN	MATERIAL NO. <b>43513-0001</b>	DRAWING NO. <b>SD-43513-001</b>	SHEET NO. 1 OF 1		
DRAFT WHERE APPLICABLE MUST REMAIN WITHIN DIMENSIONS		THIS DRAWING CONTAINS INFORMATION THAT IS PROPRIETARY TO MOLEX INCORPORATED AND SHOULD NOT BE USED WITHOUT WRITTEN PERMISSION.							