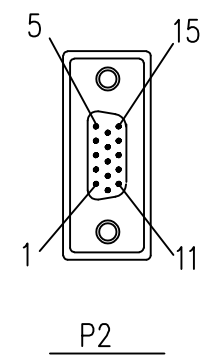
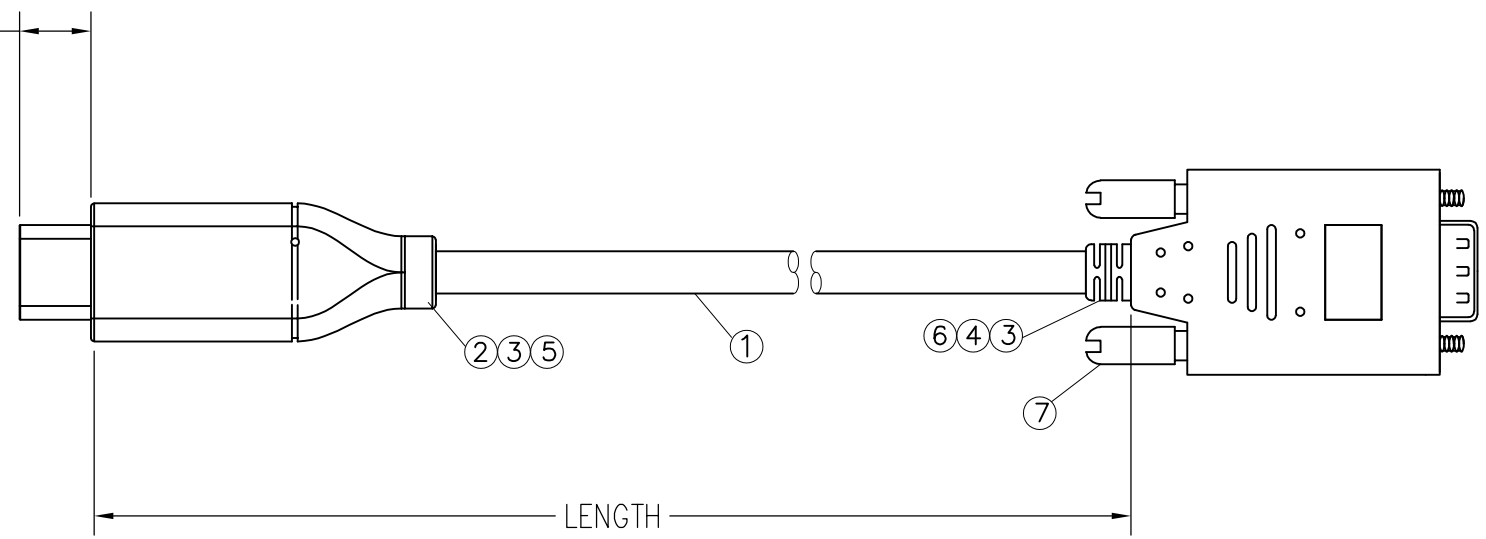
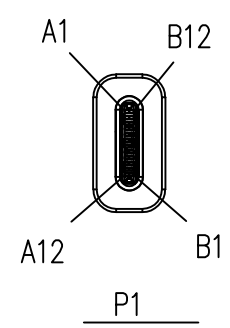
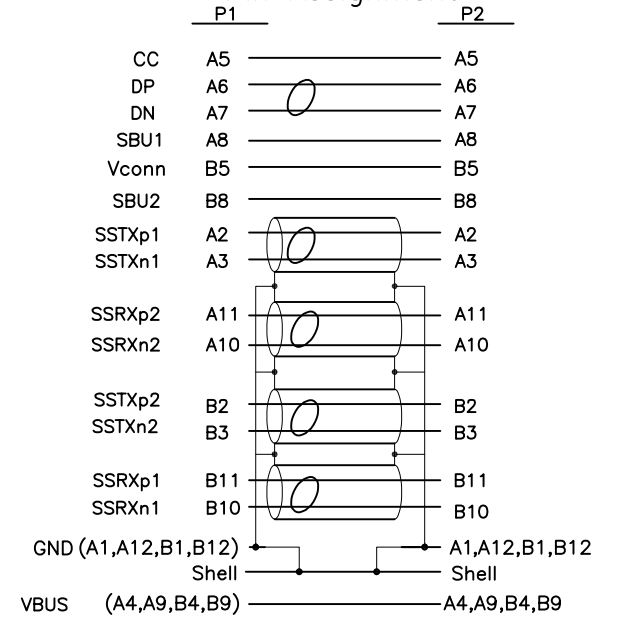


DATE	REV	ECN	APP'D. BY
12/22/20	A0	RELEASED	ADB
-	-	-	-

.262 ±.008 [6.65 ± .20]



Pin Assignment



Notes:

- Cable:
 - USB 3.1 [34AWG(7/0.06TC)+EAM]*4P+32AWG(7/0.08TC)*2C+26AWG (7/0.16TC)*2C+32AWG(7/0.08TC)*4C+AB (16/10/0.08 85%TC)OD:4.2MM
 - JACKET COLOR: BLACK.
 - CABLE MARKING: E515987 兎 AWM STYLE 2725 80°C 30V VW-1 RoHS C1
- Connector P1:
 - USB C MALE 3.1, GOLD FLASH ON SHELL, WITH PCB, BLACK INSULATOR.
- Molded Boot: 45P PVC color Black
- DP M ABS SHELL Color: Black
- TRANSPARENT DUST COVER
- Connector P2:
 - UTCV-9FT With PCB SHELL Gold Plated
- SCREW: #4-40UNC 2.8*58.25MM
- Electrical Test:
 - 100%Test(Open ,Short ,Wire Map)
 - CONTACT RESISTANCE 3 OHM MAX
 - INSULATION RESISTANCE: 10M OHM MIN
 - HI-POT: 300V DC/10 ms
 - RESOLUTION: 1920 * 1200
- PACKAGING: EACH CABLE ASSEMBLY TO BE INDIVIDUALLY BAGGED

P/N	LENGTH
BC-VC003F	3 FT ±.79" [915 mm ±20 mm]
BC-VC006F	6 FT ±1.18" [1830 mm± 30mm]
BC-VC010F	10 FT ±1.97" [3050 MM± 50mm]

THIRD ANGLE PROJECTION		206 Van Vorst Street Jersey City, NJ 07302 +1 201 432 0463 http://www.belfuse.com	
DO NOT SCALE DRAWING DRAWING IS SUBJECT TO CHANGE WITHOUT NOTICE		TITLE: USB TYPE C MALE 3.1 TO VGA	
DIMENSIONS: INCHES [METRIC]	THIS DRAWING AND THE SUBJECT MATTER SHOWN THEREON ARE CONFIDENTIAL AND THE PROPRIETARY PROPERTY OF BEL FUSE, INC. AND SHALL NOT BE REPRODUCED, COPIED, OR USED IN ANY MANNER WITHOUT PRIOR WRITTEN CONSENT OF BEL FUSE, INC.	DRN BY: GL	DATE 12/18/20
UNLESS OTHERWISE SPECIFIED TOLERANCES ARE ±.005 [0.13] ANGLES ARE ± 1°		APPD BY: ADB	DATE 12/21/20
SHEET NO. 1 OF 1		DWG NO. CT999238	REV. A0

