



- 150 Watts Output Power
- Single and Dual Outputs
- Universal 90-264VAC Input
- 5VDC to 48VDC Outputs
- 4242VDC Input to Output Isolation
- Active Power Factor Correction



3.17"W x 5.5"L x 1.6"H

<b>Model Number</b>	<b>Output Voltage</b>	<b>Output Amps (max)</b>	<b>Line Regulation (max)</b>	<b>Ripple &amp; Noise</b>
<b>SINGLE OUTPUT</b>				
PMK150S-5D	5 VDC	30	±1%	150mV pk-pk
PMK150S-12D	12 VDC	12.5	±1%	150mV pk-pk
PMK150S-15D	15 VDC	10	±1%	150mV pk-pk
PMK150S-24D	24 VDC	6.3	±1%	150mV pk-pk
PMK150S-48D	48 VDC	3.2	±1%	250mV pk-pk
<b>DUAL OUTPUT</b>				
PMK150D-AD	5/12 VDC	15/7	±0.5/1%	50/100mV pk-pk
PMK150D-BD	5/24 VDC	15/3.5	±0.5/2%	50/200mV pk-pk
PMK150D-CD	12/24 VDC	7/3.5	±1/2%	100/200mV pk-pk
PMK150D-DD	12/48 VDC	7/1.5	±1/4%	100/400mV pk-pk

**INPUT SPECIFICATIONS**

Input Voltage Range	90-264 VAC (100-240VAC nom.)
Frequency Range	47-63 Hz
Power Factor Correction	0.96 min. at nom. Input
Inrush Current, typ at cold start:	30A @ 115VAC 60A @ 230VAC *
Leakage Current	<3.5mA @ 264VAC, 50Hz

**OUTPUT SPECIFICATIONS**

Voltage and Current (Note 6)	See Selection Chart
Line Regulation (Note 8)	See Selection Chart
Load Regulation (20%-FL)	Singles: $\pm 1\%$ , max.
Cross Regulation (note 7)	Duals: $\pm 3/5\%$
Preset Accuracy (Note 9)	$\pm 1\%$ , typ
Ripple/Noise (Notes 1, 3, 10)	See Selection Chart
Over Voltage Protection	130% max. of nom. input Auto Recover after fault condition is removed *
Over Current Protection	150% max. of FL at nom. input
Short Circuit Protection	Auto Recover after fault condition is removed *
Hold Up Time	20mS, typ (Nom I/P, FL)

**GENERAL SPECIFICATIONS**

Isolation (Note 4)	I/P-O/P: 4242VDC I/P-Ground: 2828VDC O/P-Ground: 707VDC
Efficiency	75%, min. at nom. input
Safety UL/cUL:	UL60950-1 2nd ed./ C22.2 60950-1 2nd ed.
CB:	IEC60950-1 2nd ed.

**ENVIRONMENTAL SPECIFICATIONS**

Oper. Temperature	-10 to +70°C (See Derate Curve)
Storage Temperature	-25 to +85°C *
Relative Humidity	0% to +95%, non-cond *
EMC	EN55011 Class B
MTBF	270,000 Hrs Mil Std 217, 25°C

**PHYSICAL SPECIFICATIONS**

Size	3.17" x 5.5" x 1.6"
Construction	Enclosed DIN Rail
Weight	1.4 lb, (635g)

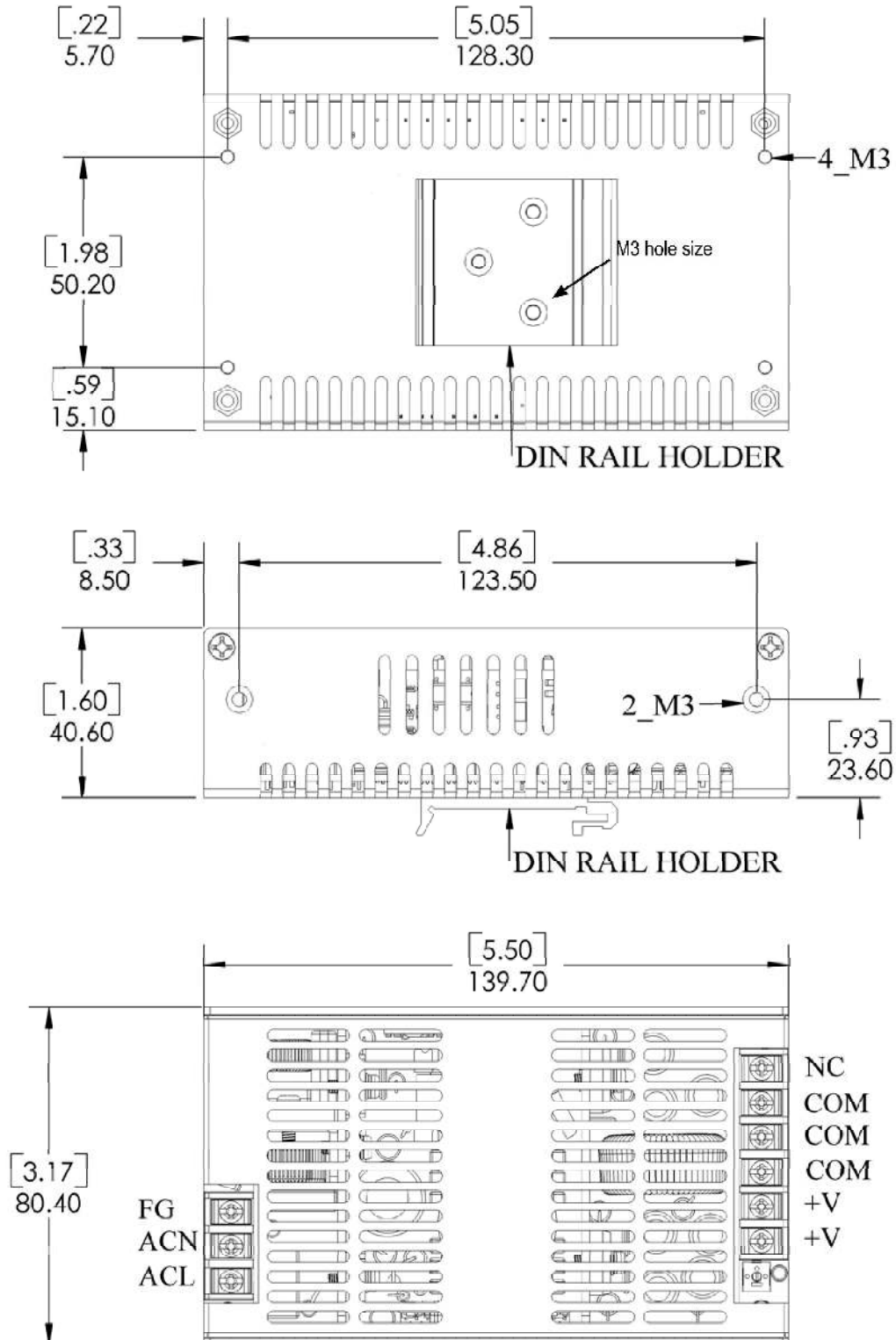
**NOTES**

1. All measurements should be made directly at the terminals of the power supply
2. All specifications typical @ 25°C, unless otherwise noted, at nominal line and load.
3. Ripple and noise dependent upon output voltage as specified per particular model.
4. Isolation for up to 1 minute duration.
5. Specified for free air convection cooling.
6. Minimum load is not required for proper operation.
7. Load Regulation is measured by change  $\pm 40\%$  of measured output load from 60% full load, with the other output set to 60% full load.
8. Line Regulation measured from 90-264VAC. 100VAC minimum required for full load start.
9. Preset Accuracy measured at nominal load, 120VAC input.
10. O/P Noise measured directly at the pins/terminals at nominal load, 0.1uF bypass and 47uF electrolytic, pk-pk @ 20MHz bandwidth.

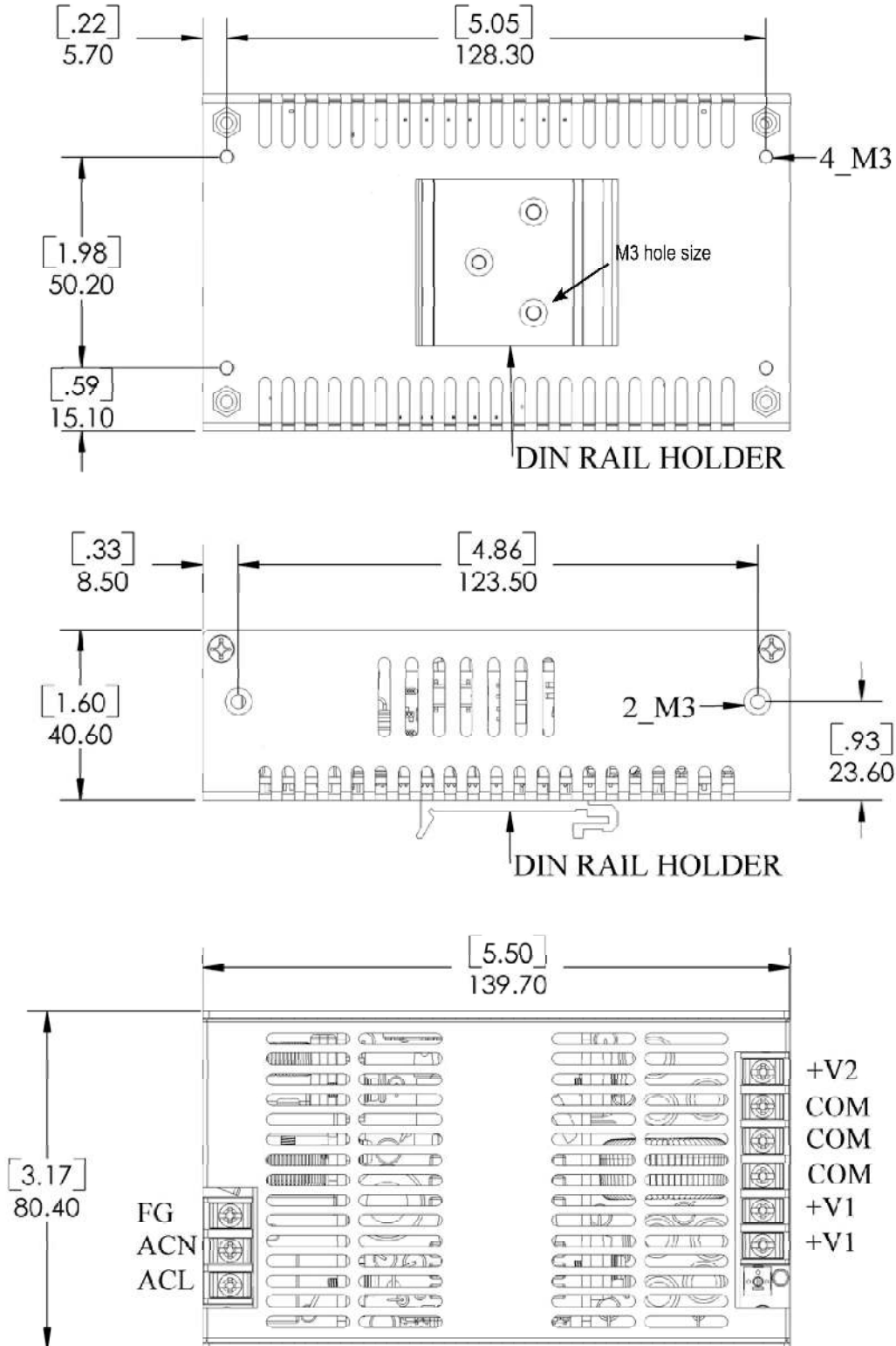
All specifications are typical at nominal input, full load, and 25°C unless otherwise noted

\* These are stress ratings. Exposure of the devices to any of these conditions may adversely affect long term reliability. Proper operation under conditions other than the standard operating conditions is neither warranted nor implied.

**MECHANICAL DIMENSIONS - SINGLE OUTPUT**

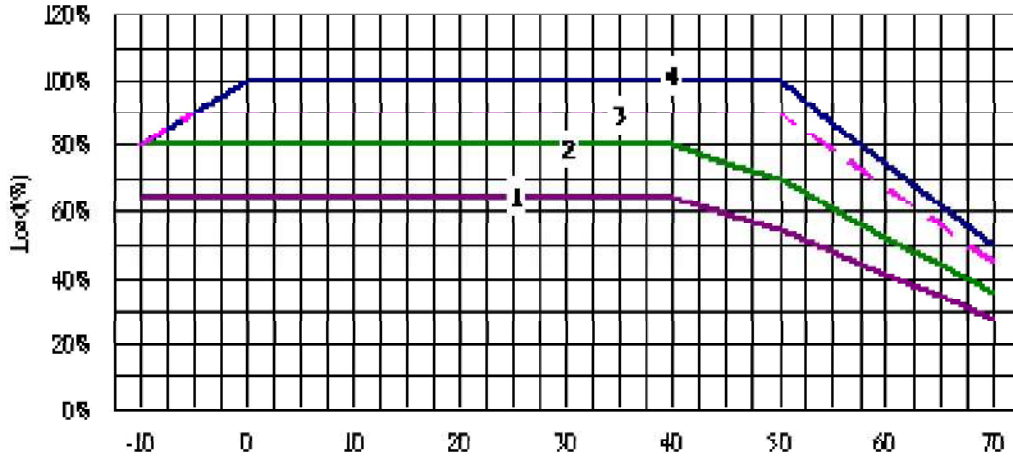


**MECHANICAL DIMENSIONS - DUAL OUTPUT**



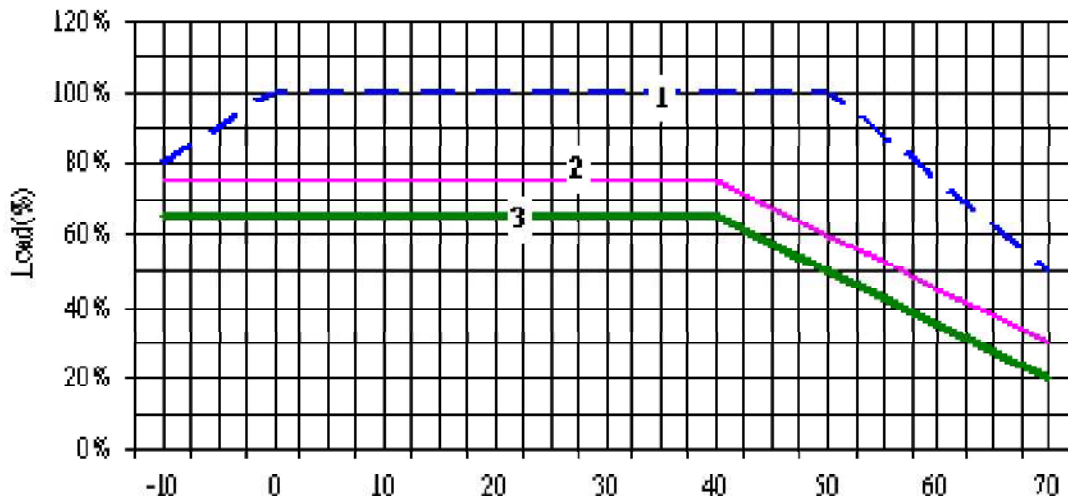


**OUTPUT DERATING CURVE - SINGLE OUTPUT**



1. 5V convection
2. 12V、15V、24V、48V convection
3. 5V Forced air cooling 10CFM
4. 12V、15V、24V、48V Forced air cooling 10CFM

**OUTPUT DERATING CURVE - DUAL OUTPUT**



1. Forced air colling 10 CFM
2. Free air convection  
- Open Frame, U-Channel
3. Free air convection  
- Enclosed