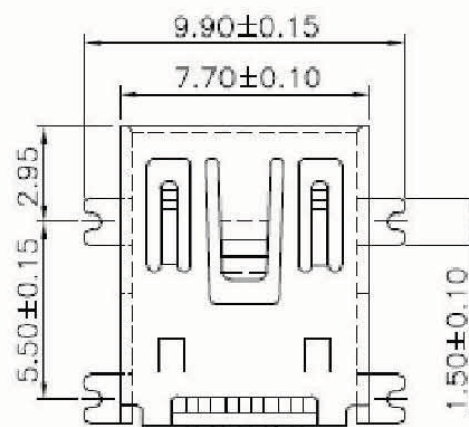
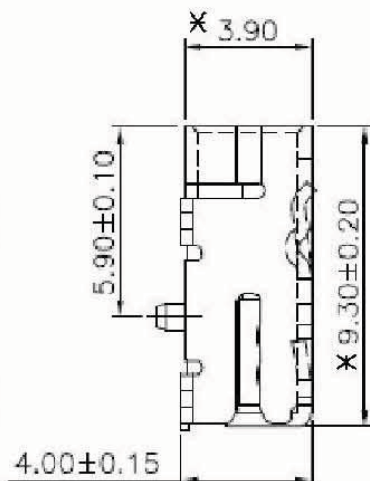
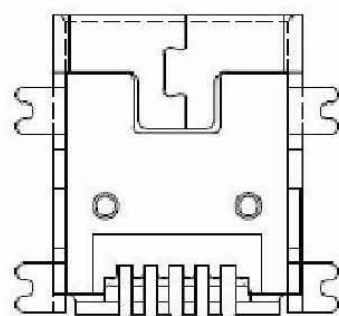


RECOMMENDED PCB LAYOUT



## SPECIFICATIONS:

## MATERIAL:-

INSULATOR: LCP, UL94V-0 BLACK

CONTACT: PHOSPHOR BRONZE

SHELL: BRASS

## FINISH:-

CONTACT: GOLD ON CONTACT, TIN ON SOLDERTAIL

SHELL: NICKEL PLATED

## ELECTRICAL:-

CURRENT RATING: 1 AMP

DIELECTRIC WITHSTANDING VOLTAGE: 100V AC/MINUTE

CONTACT RESISTANCE: 50 mΩ MAX.

INSULATION RESISTANCE: 100 MΩ MIN.

## ENVIRONMENTAL:-

OPERATING TEMPERATURE:  $-55^{\circ}\text{C} \sim +105^{\circ}\text{C}$ 

NOTES: ALL DIMENSIONS AND NOTES MARKED  $\times$  ARE CRITICAL AND MUST BE CHECKED IN ACCORDANCE WITH QUALITY DOC. QI-02A

Leo	4	02.04.12	A375
Allan	3	27.09.06	A223
Allan	2	06.09.06	CN8001
Allan	1	01.08.06	-

NAME	ISS.	DATE	C/NOTE
------	------	------	--------

APPROVED: T.L

CHECKED: *Leo*

DRAWN: Leo

CUSTOMER REF.:

ASSEMBLY DRG:

NOTE: ADD 'R' TO CODE FOR T & R PACKAGING  
EG: M701-340542R

# HARWIN

HARWIN USA  
TEL: 603 893 5376  
FAX: 603 893 5396  
mis@harwin.com

HARWIN Europe (UK)  
TEL: 023 9231 4545  
FAX: 023 9231 4590  
mis@harwin.co.uk

HARWIN Asia  
TEL: +65 6 779 4909  
FAX: +65 6 779 3868  
mis@harwin.com.sg

THIS DRAWING AND ANY INFORMATION OR DESCRIPTIVE MATTER SET OUT HEREON ARE CONFIDENTIAL AND COPYRIGHT PROPERTY OF THE HARWIN GROUP AND MUST NOT BE DISCLOSED, LOANED, COPIED OR USED FOR MANUFACTURING, TENDERING OR FOR ANY OTHER PURPOSE WITHOUT THEIR WRITTEN PERMISSION.

## TOLERANCES

X.X =  $\pm 0.25\text{mm}$   
X.XX =  $\pm 0.20\text{mm}$   
X.XXX =  $\pm 0.10\text{mm}$

ANGLES =  $\pm 1^{\circ}$

## MATERIAL:

SEE NOTES

## FINISH:

SEE NOTES

## S/AREA:

mm?

## TITLE:

MINI USB B FEMALE TYPE  
R/A SMD TYPE 5 PINS

## DRAWING NUMBER:

M701-340542

SHT  
1  
OF  
1