

1-747948-8 ✓ ACTIVE

AMPLIMITE | AMPLIMITE HDE

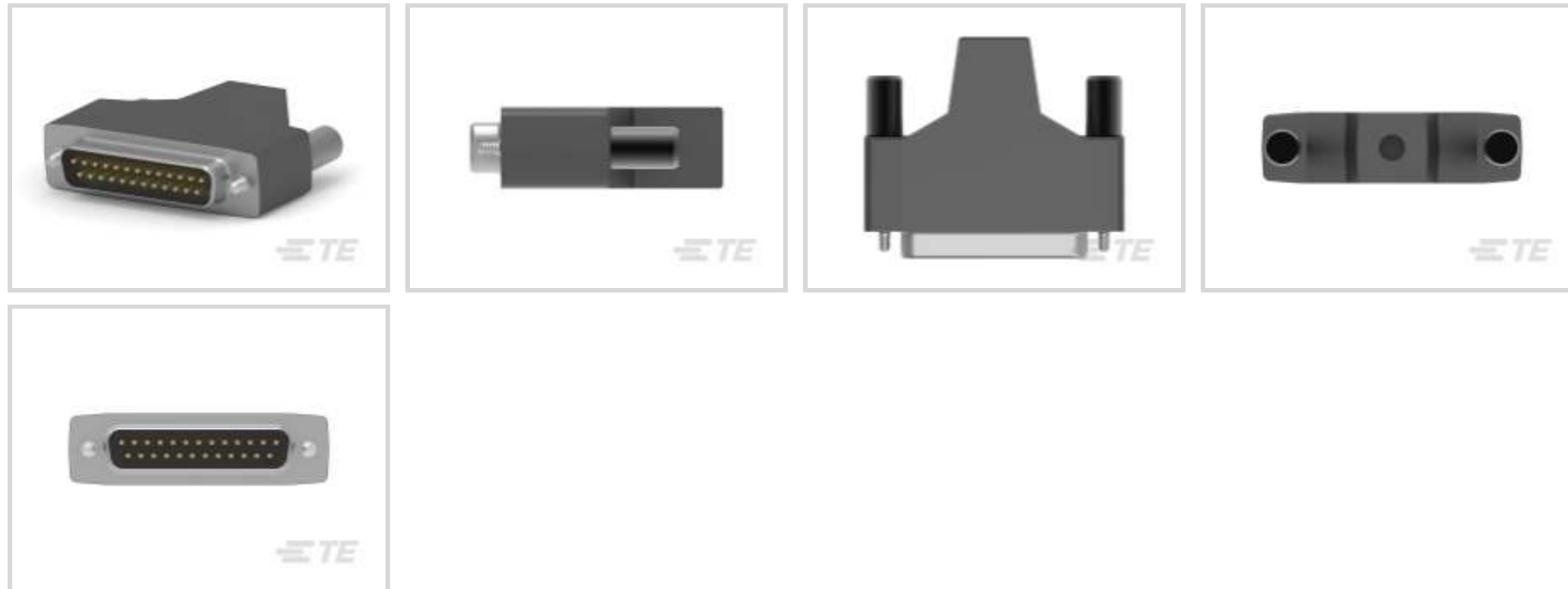
TE Internal #: 1-747948-8

IDC D-Sub Connectors, Plug, 26 – 22 AWG Solid Wire Size, .13 – .32 mm<sup>2</sup> Solid Wire Size, Shielded, Cable-to-Cable, 25 Position, AMPLIMITE HDE

[View on TE.com >](#)



Connectors > D-Shaped Connectors > D-Sub Connectors > IDC D-Sub Connectors > IDC D-Sub: Connector Kit, Plug, Wire to Wire, Signal, 2.77 mm



Connector & Housing Type: **Plug**

Solid Wire Size: **.13 – .32 mm<sup>2</sup>**

Shielded: **Yes**

Connector System: **Cable-to-Cable**

[All IDC D-Sub: Connector Kit, Plug, Wire to Wire, Signal, 2.77 mm \(17\)](#)

## Features

### Product Type Features

Shell Material Configuration	Front Metal Shell
Ground Feature Type	Grounding Indents
Connector & Housing Type	Plug
Connector System	Cable-to-Cable
Connector Product Type	Connector Kit
Connector Shell Size	3
Connector & Contact Terminates To	Wire & Cable

### Configuration Features

Number of Positions	25
Number of Rows	2
Compatible With Wire & Cable Type	Discrete Wire, Round Jacketed Cable

### Body Features

Insert Material	Thermoplastic
-----------------	---------------



Mating Retention Feature Material	Zinc Alloy
-----------------------------------	------------

Cable Exit Angle	180°
------------------	------

Shield Plating Material	Tin
-------------------------	-----

Shield Material	Steel
-----------------	-------

Shell Plating Material	Tin
------------------------	-----

### Contact Features

Contact Type	Pin
--------------	-----

Wire Contact Termination Area Plating Material	Tin
------------------------------------------------	-----

Contact Mating Area Plating Material	Gold Flash
--------------------------------------	------------

Contact Underplating Material	Nickel
-------------------------------	--------

Contact Base Material	Phosphor Bronze
-----------------------	-----------------

Contact Size	Size 20
--------------	---------

Contact Current Rating (Max)	5 A
------------------------------	-----

### Termination Features

Termination Method to Wire & Cable	Insulation Displacement (IDC)
------------------------------------	-------------------------------

### Mechanical Attachment

Mating Retention	With
------------------	------

Wire Insulation Support	With
-------------------------	------

Mating Retention Type	Jackscrew
-----------------------	-----------

Thread Size	4-40
-------------	------

Connector Mounting Type	Cable Mount (Free-Hanging)
-------------------------	----------------------------

### Housing Features

Shell Material	Steel
----------------	-------

Centerline (Pitch)	2.77 mm[.109 in]
--------------------	------------------

### Dimensions

Accepts Cable Diameter (Max)	11.05 mm[.435 in]
------------------------------	-------------------

Accepts Cable Insulation Diameter Range	5.51 – 11.05 mm[.217 – .435 in]
-----------------------------------------	---------------------------------

Compatible Insulation Diameter Range	1.52 mm[.06 in]
--------------------------------------	-----------------

Solid Wire Size	.13 – .32 mm <sup>2</sup>
-----------------	---------------------------

Wire Size	.15 – .4 mm <sup>2</sup>
-----------	--------------------------

### Usage Conditions

Operating Temperature Range	-55 – 105 °C[-67 – 221 °F]
-----------------------------	----------------------------



### Operation/Application

Shielded	Yes
Circuit Application	Signal

### Industry Standards

UL Flammability Rating	UL 94V-0
------------------------	----------

### Packaging Features

Packaging Quantity	1
Packaging Method	Package

### Other

D-Shaped Connectors Comment	Maximum cable diameter after jacket and braid removed., There is a maximum Cable O.D. of 11.56 [.455] for Shielding Enclosure Expansion Tool 58241-1.
-----------------------------	-------------------------------------------------------------------------------------------------------------------------------------------------------

### Product Compliance

[For compliance documentation, visit the product page on TE.com>](#)

EU RoHS Directive 2011/65/EU	Compliant
EU ELV Directive 2000/53/EC	Compliant
China RoHS 2 Directive MIIT Order No 32, 2016	No Restricted Materials Above Threshold
EU REACH Regulation (EC) No. 1907/2006	Current ECHA Candidate List: JUNE 2023 (235) Candidate List Declared Against: JAN 2023 (233) Does not contain REACH SVHC
Halogen Content	Not Low Halogen - contains Br or Cl > 900 ppm.
Solder Process Capability	Not applicable for solder process capability

#### Product Compliance Disclaimer

This information is provided based on reasonable inquiry of our suppliers and represents our current actual knowledge based on the information they provided. This information is subject to change. The part numbers that TE has identified as EU RoHS compliant have a maximum concentration of 0.1% by weight in homogenous materials for lead, hexavalent chromium, mercury, PBB, PBDE, DBP, BBP, DEHP, DIBP, and 0.01% for cadmium, or qualify for an exemption to these limits as defined in the Annexes of Directive 2011/65/EU (RoHS2). Finished electrical and electronic equipment products will be CE marked as required by Directive 2011/65/EU. Components may not be CE marked. Additionally, the part numbers that TE has identified as EU ELV compliant have a maximum concentration of 0.1% by weight in homogenous materials for lead, hexavalent chromium, and mercury, and 0.01% for cadmium, or qualify for an exemption to these limits as defined in the Annexes of Directive 2000/53/EC (ELV). Regarding the REACH Regulation, the information TE provides on SVHC in articles for this part number is based on the latest European Chemicals Agency (ECHA) 'Guidance on requirements for substances in articles' posted at this URL: <https://echa.europa.eu/guidance-documents/guidance-on-reach>

## Compatible Parts



TE Part # CAT-023-DRARS3277  
D-Sub Receptacle Assembly: Right Angle, Shell Size 3, 2.77mm



TE Part # CAT-025-DRAVS3277  
D-Sub Receptacle Assembly: Vertical, Shell Size 3, 2.77mm



TE Part # 1-747947-7  
KIT, RCPT, 25P, HDE, SHLD ENCLSR



TE Part # 2-745495-0  
25 HDE MS RCPT, 22-26, LEAD FREE



TE Part # 58074-1  
MTA 50/100/156 MANUAL TOOL FRAME




TE Part # 747548-9  
KIT, RCPT, 25P, HDE, SHLD HDWRE




TE Part # 608868-1  
HDE HT PKG FOR SUB D

## Also in the Series | AMPLIMITE HDE




Crimp D-Sub Connectors(1)



D-Sub Connector Contacts(13)



IDC D-Sub Connectors(75)



Insertion & Extraction Tools(2)

## Customers Also Bought




TE Part #1658648-1  
KIT, HDP-20, OVRMLD, PLUG, SIZE 3,



TE Part #1658649-1  
KIT, HDP-20, OVRMLD, RCPT, SIZE 3,



TE Part #52934  
TERMINAL, PIDG SPR SPD 16-14 5



TE Part #745209-7  
25 HDE AP RECEPT, LEAD FREE



TE Part #3-747579-4  
SHLDNG FERRULE, PLTD, BULK PKG




TE Part #1-770858-0  
10P MINI UMNL HDR ASSY SNDBL L



TE Part #2-520080-2  
ULTRA-FAST .110/.125 ASY REC 22-18  
TPBR



TE Part #91502-1  
CCII MICRO MNL REC 30-26 ASSY  
TPBR



TE Part #382382-000  
44A0121-20-0/9

## Documents

### Product Drawings

[KIT,PLUG,25P,HDE,SHLD ENCLSRE](#)

English

### CAD Files

[3D PDF](#)

3D

**Customer View Model**

[ENG\\_CVM\\_CVM\\_1-747948-8\\_N\\_c-1-747948-8-n.2d\\_dxf.zip](#)

English

**Customer View Model**

[ENG\\_CVM\\_CVM\\_1-747948-8\\_N\\_c-1-747948-8-n.3d\\_igs.zip](#)

English

**Customer View Model**

[ENG\\_CVM\\_CVM\\_1-747948-8\\_N\\_c-1-747948-8-n.3d\\_stp.zip](#)

English

By downloading the CAD file I accept and agree to the [Terms and Conditions](#) of use.

### Datasheets & Catalog Pages

[AMPLIMITE Subminiature D Connectors - Cable Connectors](#)

English

[AMPLIMITE Cable Connectors and Shielding Hardware Kits QRG](#)

English

### Product Specifications

[Application Specification](#)

English



### Application Specification

English

---

### Product Environmental Compliance

#### Product Compliance

English

#### Product Compliance

English

---

### Instruction Sheets

#### Instruction Sheet (U.S.)

English

#### Instruction Sheet (U.S.)

English

---

### Agency Approvals

#### UL Report

English

#### UL Report

English