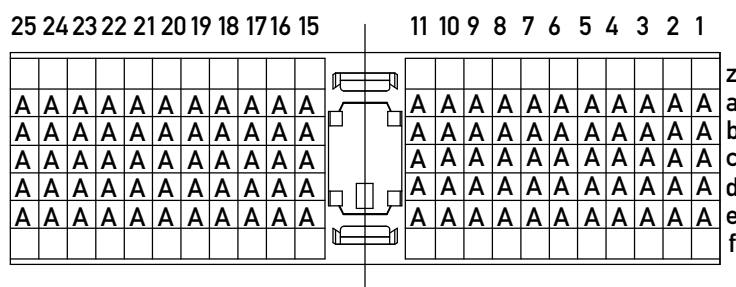
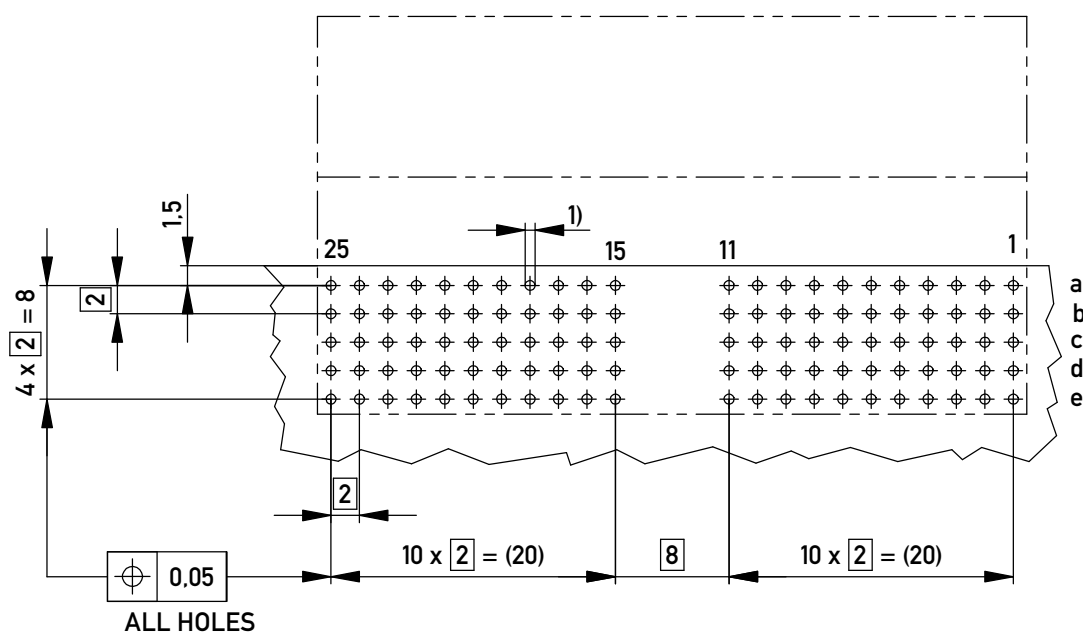


CONTACT LAYOUT



BOARD HOLE PATTERN (TOP VIEW)

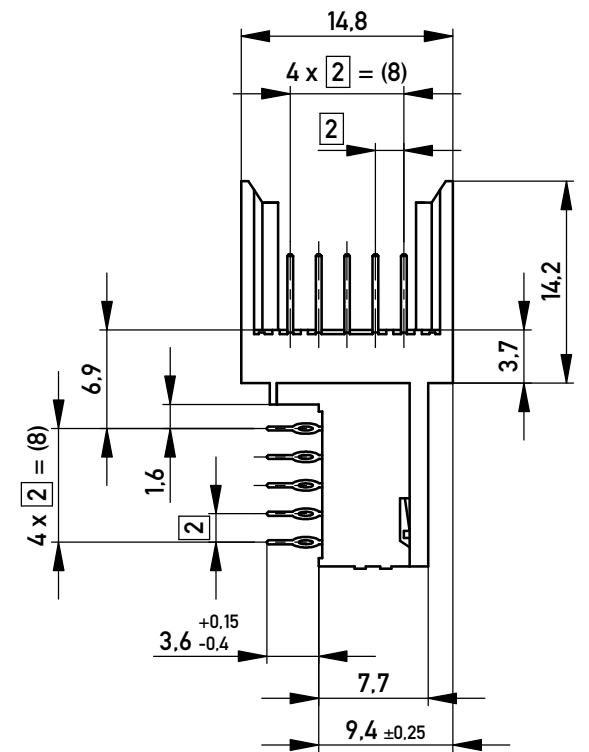


ALL HOLES

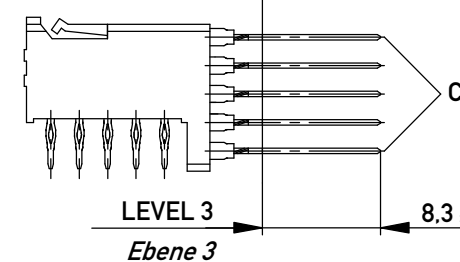
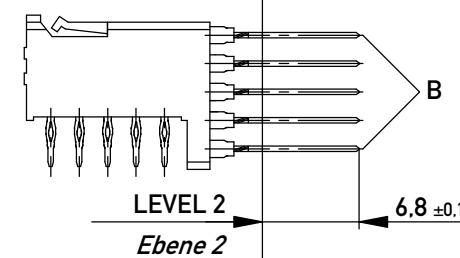
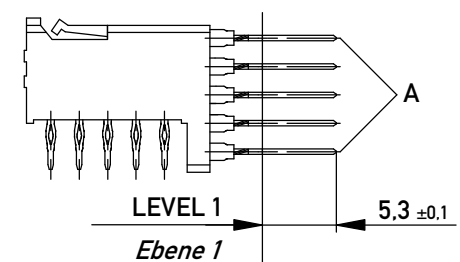
Information:  
Level 1,  
siehe Bestückungsplan / see contact layout  
ohne Zentrierzapfen / without location peg  
Anforderungsstufe 2 / class 2  
ohne Abschirmblech an Reihe f /  
without shielding on row f

Copyright by ERNI Production GmbH & Co. KG  
Proprietary notice pursuant to ISO 16016 to be observed.

Information:		Tolerances		Scale 2:1	
All rights reserved. Only for Information. To ensure that this is the latest version of this drawing, please contact one of the ERNI companies before using.		 All Dimensions in mm		Designation	
		www.ERNI.com		ERmet Messerleiste A, abgew ERmet male wide A, r/a	
k	02.09.2016			923761	
Index	Date			1 A3	
				Class	ERMA



CONTACT LENGTH EXAMPLES  
Kontaktlänge Beispiele



A DATUM PLANE DEPTH  
Bezugsebene Tiefe

RoHS Konform  
RoHS compliant

1)  $\varnothing 0.6 \pm 0.05$  Durchmesser des metallisierten Loches  
 $\varnothing 0.6 \pm 0.05$  Diameter of finished plated-through hole

Schichtaufbau im metallisierten Loch siehe Zeichnung 164062 Nr.1  
Metal plating of plated-through hole see drawing 164062 No.1

Fehlende Masse und Angaben nach IEC 61076-4-101  
Missing information and dimensions per IEC 61076-4-101