



Main

Range of Product	Harmony Timer Relays
Product or Component Type	Single function relay
Fixing mode	Plug-in socket)
Discrete output type	Relay
Contacts type and composition	4 C/O
Component name	REXL
Time delay type	Power on-delay
Time delay range	6...60 s 1...10 s 6...60 min 1...10 min 0.1...1 s 10...100 h 1...10 h

Complementary

Contacts material	Cadmium free
[Us] rated supply voltage	230 V AC 50/60 Hz
Voltage range	0.85...1.15 Us
Line Rated Current	5 A AC
Repeat accuracy	+/- 0.5 %
Setting accuracy of time delay	10 % at full scale 25 °C EN/IEC 61812-1
Temperature drift	0.05 %/°C
Maximum reset time	250 Ms after time delay, on de-energisation 50 ms during time delay, on de-energisation
Voltage drift	+/- 0.2 %/V
Maximum switching capacity	4 x 5 A
Maximum temporary permissible current	10 A < 10 s
Minimum switching current	100 mA
Electrical durability	100000 cycles 250 V AC resistive
Mechanical durability	10000000 cycles
Maximum power consumption	3 VA
[Ui] rated insulation voltage	250 V IEC 255 Group C 250 V VDE 0010
Output overvoltage protection	2 J
Surge withstand	2 kV EN/IEC 61000-4-5 level 3
Creepage distance	4 kV/3 IEC 60664-1
Local signalling	For output in operation 1 LED (red) For power ON 1 LED (yellow)
Net Weight	0.11 lb(US) (0.05 kg)

Environment

Immunity to microbreaks	5 ms
Dielectric strength	2 KV 1 mA/1 minute 50 Hz EN/IEC 60601-1 2 kV 1 mA/1 minute 50 Hz EN/IEC 61812-1
Standards	EN 61000-6-2 EN 50081-2 EN/IEC 60601-1 EN/IEC 60601-2 73/23/EEC 93/68/EEC 89/336/EEC EN/IEC 61812-1
Product Certifications	CUL UL
Ambient air temperature for operation	-4...140 °F (-20...60 °C)
Ambient Air Temperature for Storage	-40...158 °F (-40...70 °C)
IP degree of protection	IP50 conforming to IEC 60529
Vibration resistance	0.35 mm 10...55 Hz)IEC 60068-2-6
Relative Humidity	95 % without condensation IEC 60068-2-6
Resistance to electrostatic discharge	6 KV in contact EN/IEC 61000-4-2 level 3 8 kV in air EN/IEC 61000-4-2 level 3
Resistance to electromagnetic fields	9.14 V/m (10 V/m) EN/IEC 61000-4-3 level 3
Resistance to fast transients	2 kV EN/IEC 61000-4-4 level 3
Immunity to radioelectric fields	10 V 0.15...80 MHz)EN/IEC 61000-4-6 level 3
Immunity to voltage dips	>= 95 % / 1 s EN/IEC 61000-4-11 30 % / 10 ms EN/IEC 61000-4-11 60 % / 100 ms EN/IEC 61000-4-11
Disturbance radiated/conducted	Class B EN 55022 (EN 55011 group 1)

Ordering and shipping details

Category	22370 - RE, RM MISC TIMERS & COUNTERS
Discount Schedule	CP2
GTIN	3389119400107
Nbr. of units in pkg.	1
Package weight(Lbs)	1.83 oz (52 g)
Returnability	No
Country of origin	ID

Packing Units

Unit Type of Package 1	PCE
Package 1 Height	1.22 in (3.1 cm)
Package 1 width	1.22 in (3.1 cm)
Package 1 Length	2.95 in (7.5 cm)
Unit Type of Package 2	S01
Number of Units in Package 2	48
Package 2 Weight	5.98 lb(US) (2.713 kg)
Package 2 Height	5.91 in (15 cm)
Package 2 width	5.91 in (15 cm)
Package 2 Length	15.75 in (40 cm)

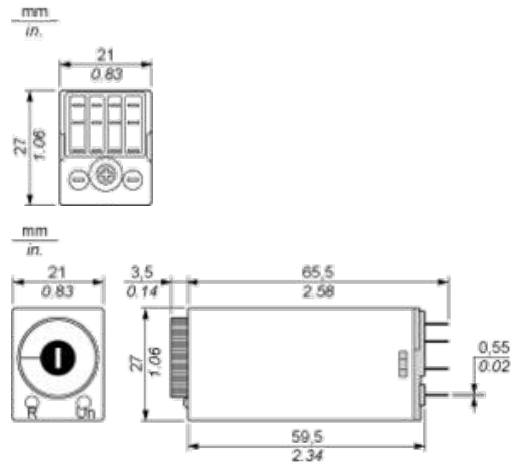
Offer Sustainability

Sustainable offer status	Green Premium product
California proposition 65	WARNING: This product can expose you to chemicals including: Nickel compounds, which is known to the State of California to cause cancer, and Di-isodecyl phthalate (DIDP), which is known to the State of California to cause birth defects or other reproductive harm. For more information go to www.P65Warnings.ca.gov
REACH Regulation	REACH Declaration
EU RoHS Directive	Pro-active compliance (Product out of EU RoHS legal scope) EU RoHS Declaration
Mercury free	Yes
RoHS exemption information	Yes
China RoHS Regulation	China RoHS Declaration
Environmental Disclosure	Product Environmental Profile


Contractual warranty

Warranty	18 months
----------	-----------

Width 21 mm



Terminal Referencing

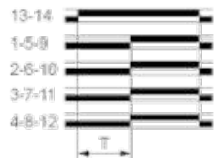


Function A : Power on Delay Relay

Description

The timing period T begins on energisation. After timing, the outputs close.

4 Timed C/O Contacts



Legend

- Relay de-energised
- Relay energised
- Output open
- Output closed

R	Relay output
T	Timing period