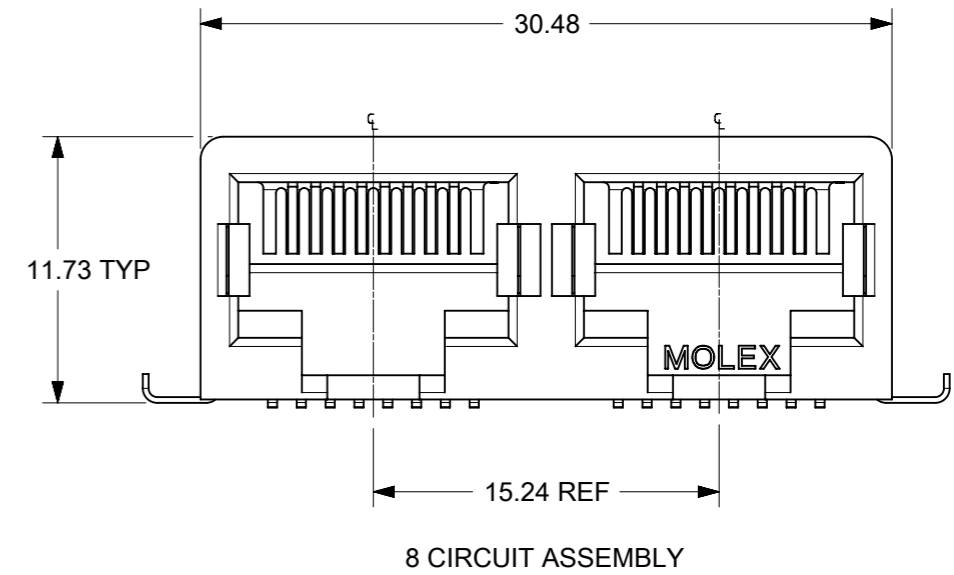
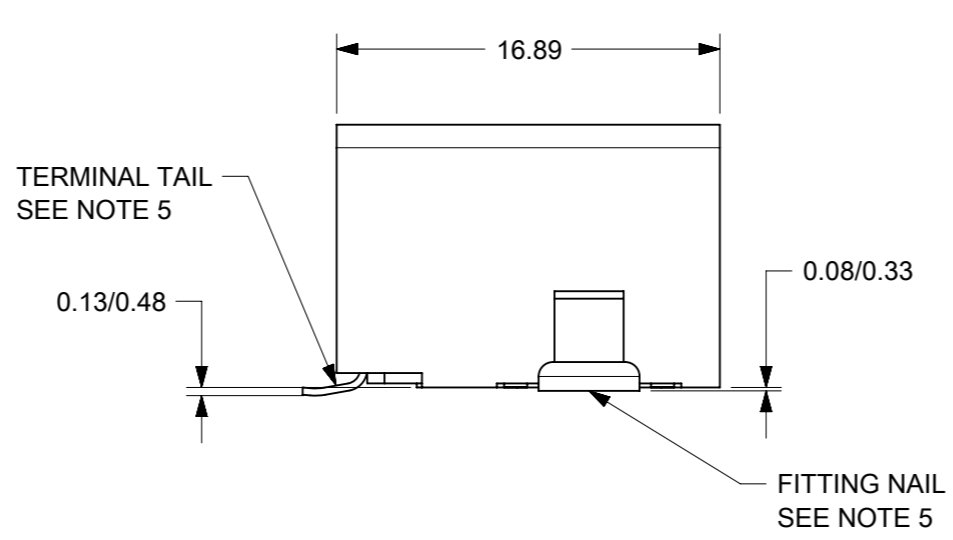
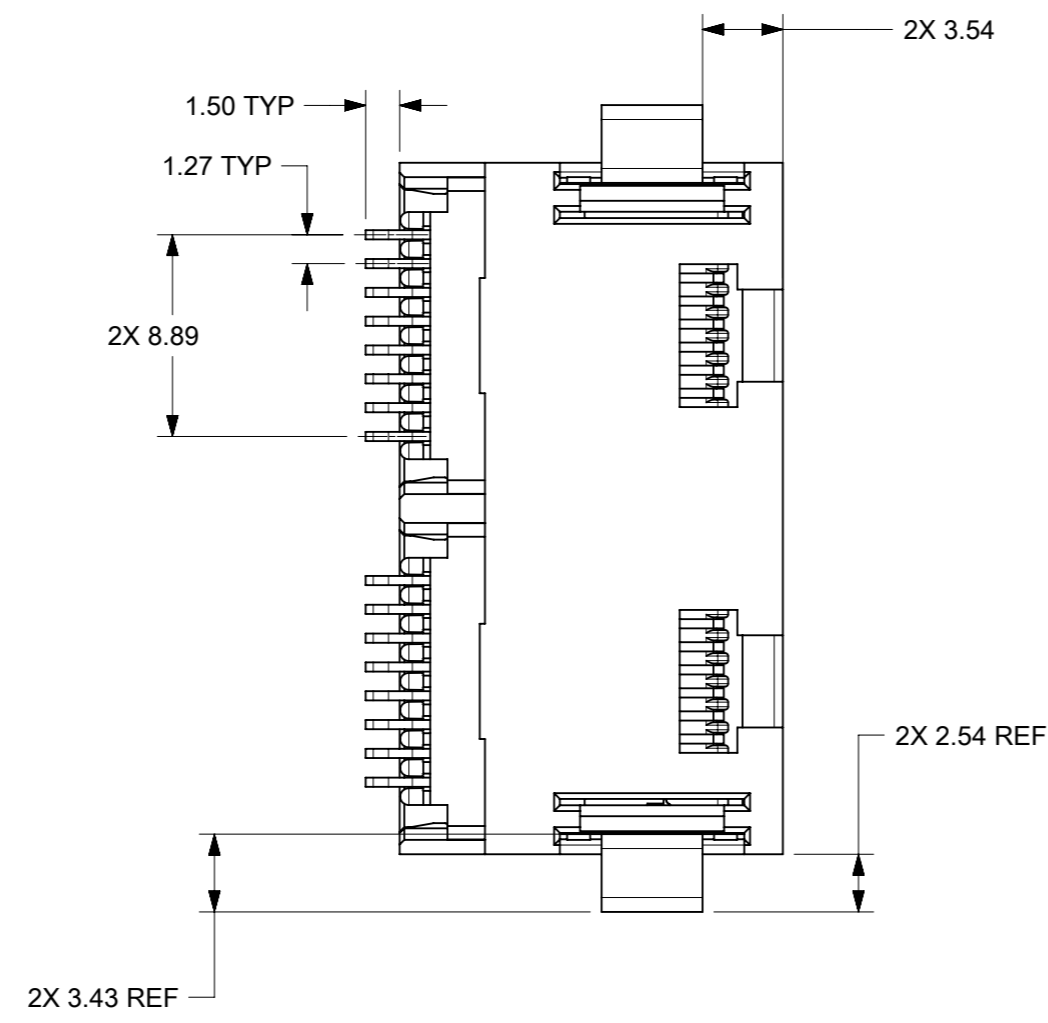


6 CIRCUIT ASSEMBLY



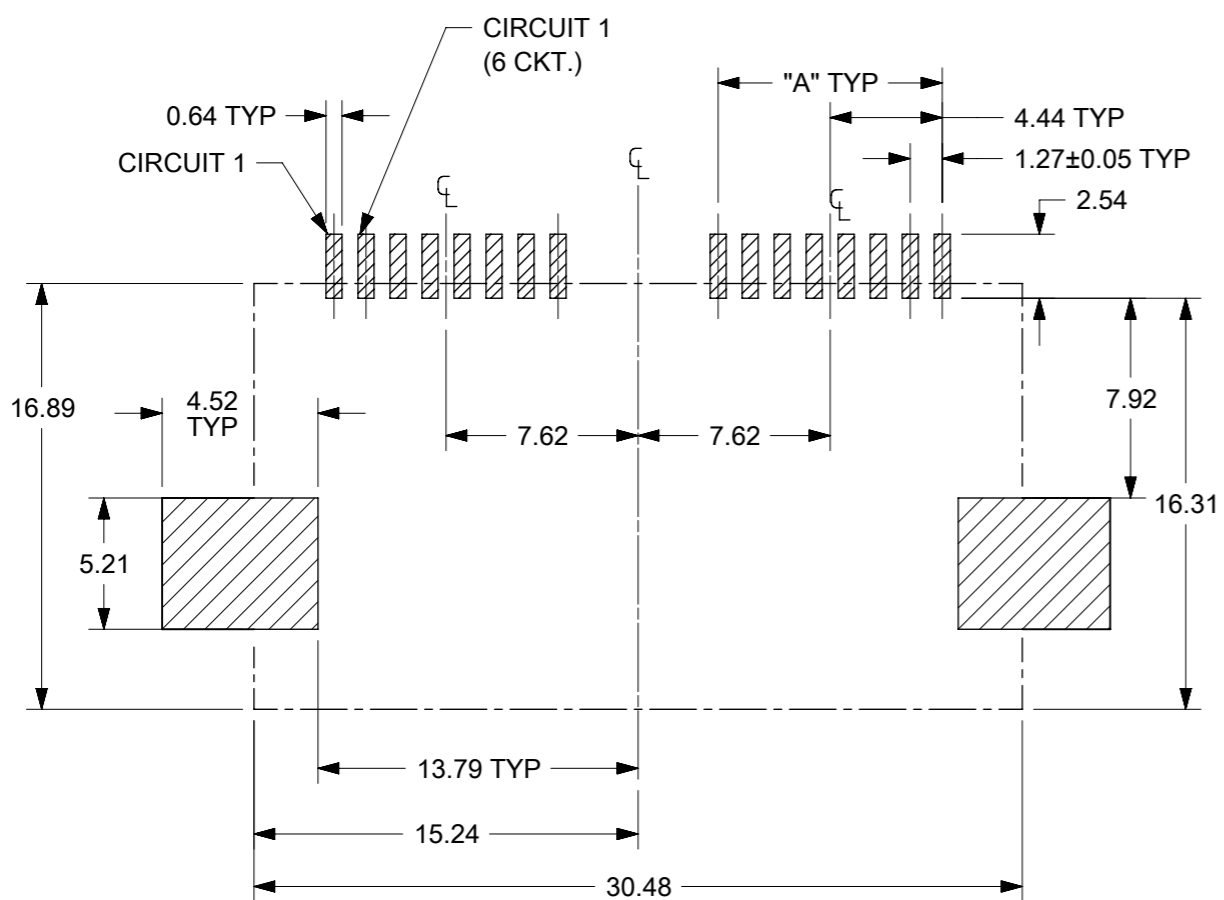
8 CIRCUIT ASSEMBLY



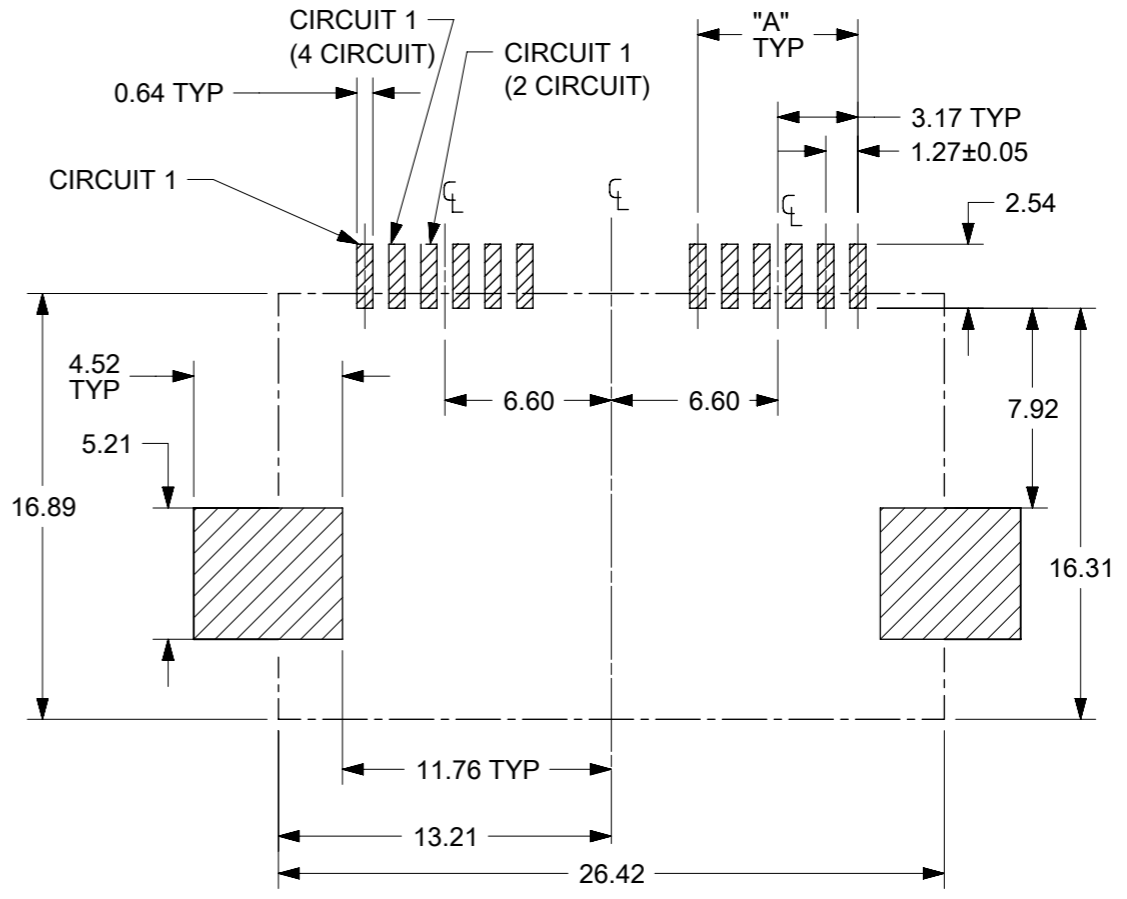
- NOTES:
- MATERIAL:
 HOUSING: LCP, GLASS FILLED, UL94V-0, COLOR: BLACK
 INSULATOR: NYLON(PA), GLASS FILLED, UL94V-0, COLOR: BLACK
 TERMINALS: PHOSPHOR BRONZE, 0.30 mm THICK
 FITTING NAILS: BRASS, 0.25 mm THICK
 - FINISH:
 TERMINALS:
 A = SELECT GOLD IN CONTACT AREA: 0.00127 MIN.,
 SELECT MATTE TIN IN PC TAIL AREA: 0.00254 MIN.,
 WITH OVERALL NICKEL UNDERPLATE: 0.00127 MIN.
 B = SELECT GOLD IN CONTACT AREA: 0.00076 mm MIN.,
 SELECT MATTE TIN IN PC TAIL AREA: 0.00254 mm MIN.,
 WITH OVERALL NICKEL UNDERPLATE: 0.00127 mm MIN.
 C = SELECT GOLD IN CONTACT AREA: 0.00038 mm MIN.,
 SELECT MATTE TIN IN PC TAIL AREA: 0.00254 mm MIN.,
 WITH OVERALL NICKEL UNDERPLATE: 0.00127 mm MIN.
 FITTING NAILS:
 2.54 MICROMETER MATTE TIN OVER 1.27 MICROMETER NICKEL UNDERPLATE
 - PRODUCT SPECIFICATION AND PROCESSING PARAMETERS: PS-43743-0001.
 - PACKAGING SPECIFICATION:
 CONNECTOR ASSEMBLIES TO BE PACKAGED USING TAPE & REEL SYSTEM.
 - COPLANARITY SPECIFICATION:
 WHEN AN ASSEMBLY IS PLACED UPON A LEVEL SURFACE, THE MAXIMUM GAP BETWEEN THE LEVEL SURFACE AND ALL TERMINAL TAILS AND BOTH FITTING NAILS IS 0.15 mm.
 - CONFORMS TO FCC REGULATION PART 68.5 FOR MODULAR JACKS.

ASSEMBLY ITEM NO.	CONNECTOR SIZE	CIRCUIT SIZE	TERMINAL PLATING	TAPE & REEL PACKAGING NO.
43841-0103	8	8	A	PK-70873-7014
43841-0105	6	6	A	PK-70873-7013

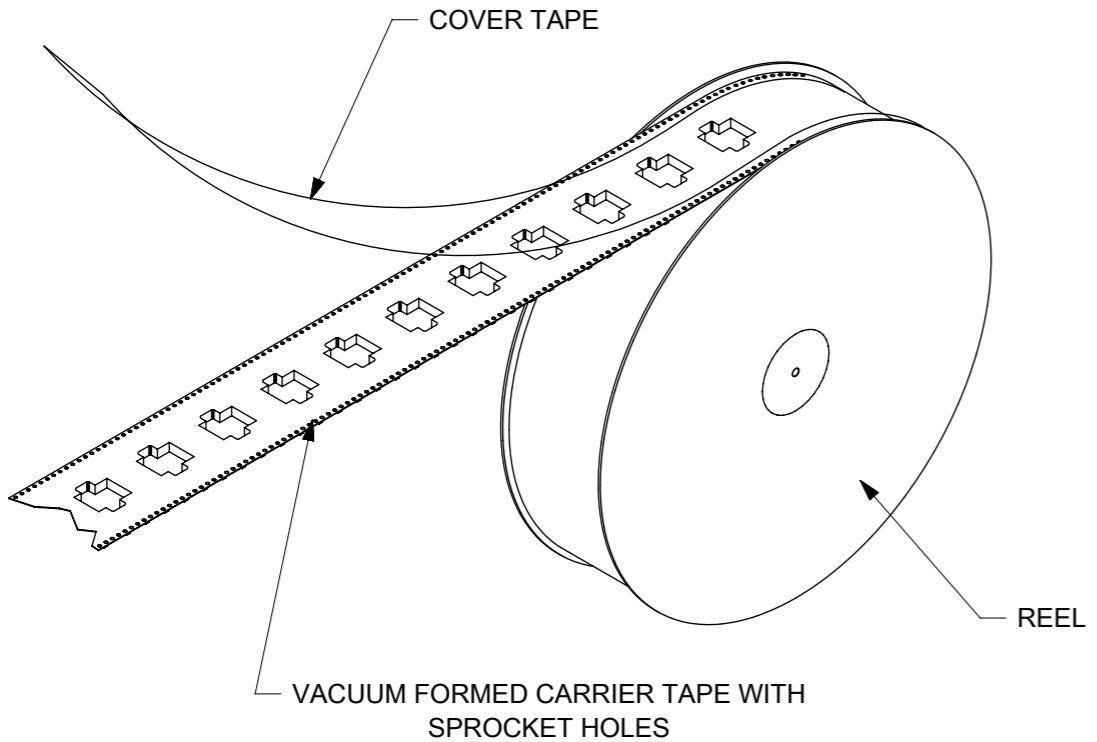
THIS DRAWING CONTAINS INFORMATION THAT IS PROPRIETARY TO MOLEX ELECTRONIC TECHNOLOGIES, LLC AND SHOULD NOT BE USED WITHOUT WRITTEN PERMISSION									
DIMENSION UNITS	SCALE	CURRENT REV DESC: REMOVED OBSOLETE PART NUMBER AS PER PCN#511695.							
mm	NTS								
GENERAL TOLERANCES (UNLESS SPECIFIED)					DUAL PORT SMT MODJACK 6 & 8 CIRCUIT				
ANGULAR TOL ± 0.5°									
4 PLACES	±	EC NO: 730178			PRODUCT CUSTOMER DRAWING				
3 PLACES	±	DRWN: SANTHN 2022/11/29							
2 PLACES	± 0.25	CHK'D: GGA 2023/01/04			DOCUMENT NUMBER: 438410103 DOC TYPE: PSD DOC PART: 000 REVISION: A1				
1 PLACE	± 0.38	APPR: GGA 2023/01/04							
0 PLACES	±	INITIAL REVISION:			MATERIAL NUMBER: SEE CHART CUSTOMER: GENERAL MARKET SHEET NUMBER: 1 OF 2				
		DRWN: AFENG02 2018/03/27							
		APPR: KLANG 2018/05/02							
DRAFT WHERE APPLICABLE MUST REMAIN WITHIN DIMENSIONS		THIRD ANGLE PROJECTION	DRAWING	SERIES					
			A3-SIZE	43841					



**PC BOARD LAYOUT FOR
8 POSITION HOUSING**
(COMPONENT SIDE OF BOARD)



**PC BOARD LAYOUT FOR
6 POSITION HOUSING**
(COMPONENT SIDE OF BOARD)



TAPE AND REEL PACKAGING

HOUSING SIZE	CIRCUIT SIZE	DIM. A
6	6	6.35
6	4	3.81
6	2	1.27
8	8	8.89
8	6	6.35
8	4	3.81

THIS DRAWING CONTAINS INFORMATION THAT IS PROPRIETARY TO MOLEX ELECTRONIC TECHNOLOGIES, LLC AND SHOULD NOT BE USED WITHOUT WRITTEN PERMISSION

DIMENSION UNITS mm	SCALE NTS	CURRENT REV DESC: REMOVED OBSOLETE PART NUMBER AS PER PCN#511695.	molex		
GENERAL TOLERANCES (UNLESS SPECIFIED)					
ANGULAR TOL ± 0.5°			PRODUCT CUSTOMER DRAWING		
4 PLACES ±	EC NO: 730178	DRWN: SANTHN	2022/11/29	DOCUMENT NUMBER	
3 PLACES ±	CHK'D: GGA	APPR: GGA	2023/01/04	438410103	DOC TYPE DOC PART REVISION
2 PLACES ± 0.25	INITIAL REVISION:		2018/03/27	PSD	000 A1
1 PLACE ± 0.38	DRWN: AFENG02	APPR: KLANG	2018/05/02	MATERIAL NUMBER	CUSTOMER
0 PLACES ±	DRAFT WHERE APPLICABLE MUST REMAIN WITHIN DIMENSIONS		THIRD ANGLE PROJECTION	DRAWING	SHEET NUMBER
			⊕	A3-SIZE	43841
			SERIES	SEE CHART	GENERAL MARKET
			2 OF 2		