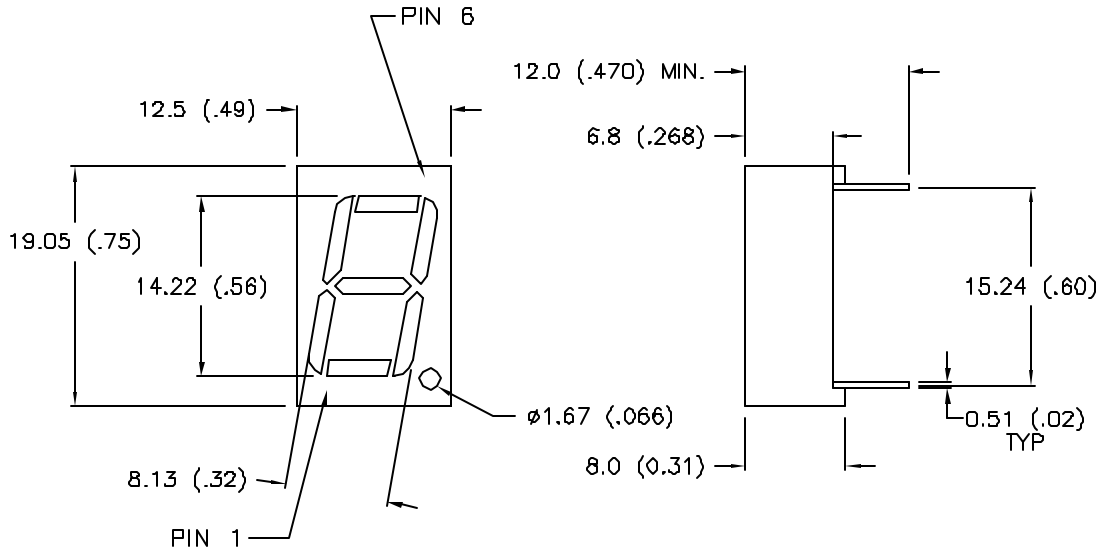


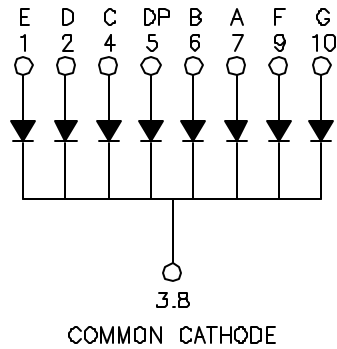
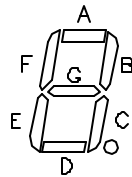
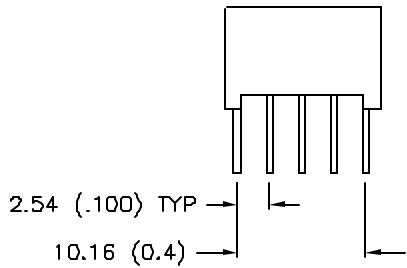
DATE	REVISIONS	REV
7-21-95	CORRECTED SEGMENT REPRESENTATION, UPDATED SPECS./	A
10-4-96	E.C.N. #10255./	B

DRAWING NUMBER LDS-C513RI	REV B
------------------------------	----------



ELECTRO-OPTICAL CHARACTERISTICS $T_A=25^\circ\text{C}$ $I_f=20\text{mA}$

PARAMETER	MIN	TYP	MAX	UNITS	TEST COND
PEAK WAVELENGTH		585 (YELLOW)		nm	
FORWARD VOLTAGE		2.1	2.6	V_f	
REVERSE VOLTAGE	5.0			V_r	$I_r=100\mu\text{A}$
AXIAL INTENSITY		3900		ucd	$I_f=10\text{mA}$
EMITTED COLOR	YELLOW				
EPOXY SEGMENT	WHITE DIFFUSED				
FONT COLOR	GRAY				



LIMITS OF SAFE OPERATION AT 25°C

PARAMETER	MAX	UNITS
PEAK FORWARD CURRENT*	150	mA
STEADY CURRENT	30	mA
POWER DISSIPATION	105	mW
DERATE FROM 25°C	-1.6	mW/°C
OPERATING, STORAGE TEMP	-40 TO +85	°C
LEAD SOLDERING TEMP	+260	°C
2.0mm FRDM BODY		3 SEC. MAX

* $t < 10\mu\text{s}$



290 E. HELLEN ROAD
PALATINE, ILLINOIS 60067
(847) 359-2790

CONFIDENTIAL INFORMATION
THE INFORMATION CONTAINED IN THIS DOCUMENT IS THE PROPERTY OF LUMEX OPTO/COMPONENTS, INC. EXCEPT AS SPECIFICALLY AUTHORIZED IN WRITING BY LUMEX OPTO/COMPONENTS, INC., THE HOLDER OF THIS DOCUMENT SHALL KEEP ALL INFORMATION CONTAINED HEREIN CONFIDENTIAL AND SHALL PROTECT SAME IN WHOLE OR IN PART FROM DISCLOSURE AND DISSEMINATION TO ALL THIRD PARTIES.

DATE: 11-18-92	DWN:	CHK'D:	APPD:
SCALE: N/A			

.56" SINGLE DIGIT, SEVEN SEGMENT DISPLAY,
585nm, YELLOW

PAGE 1 OF 1	DRAWING NUMBER LDS-C513RI	REV B
-------------	------------------------------	----------