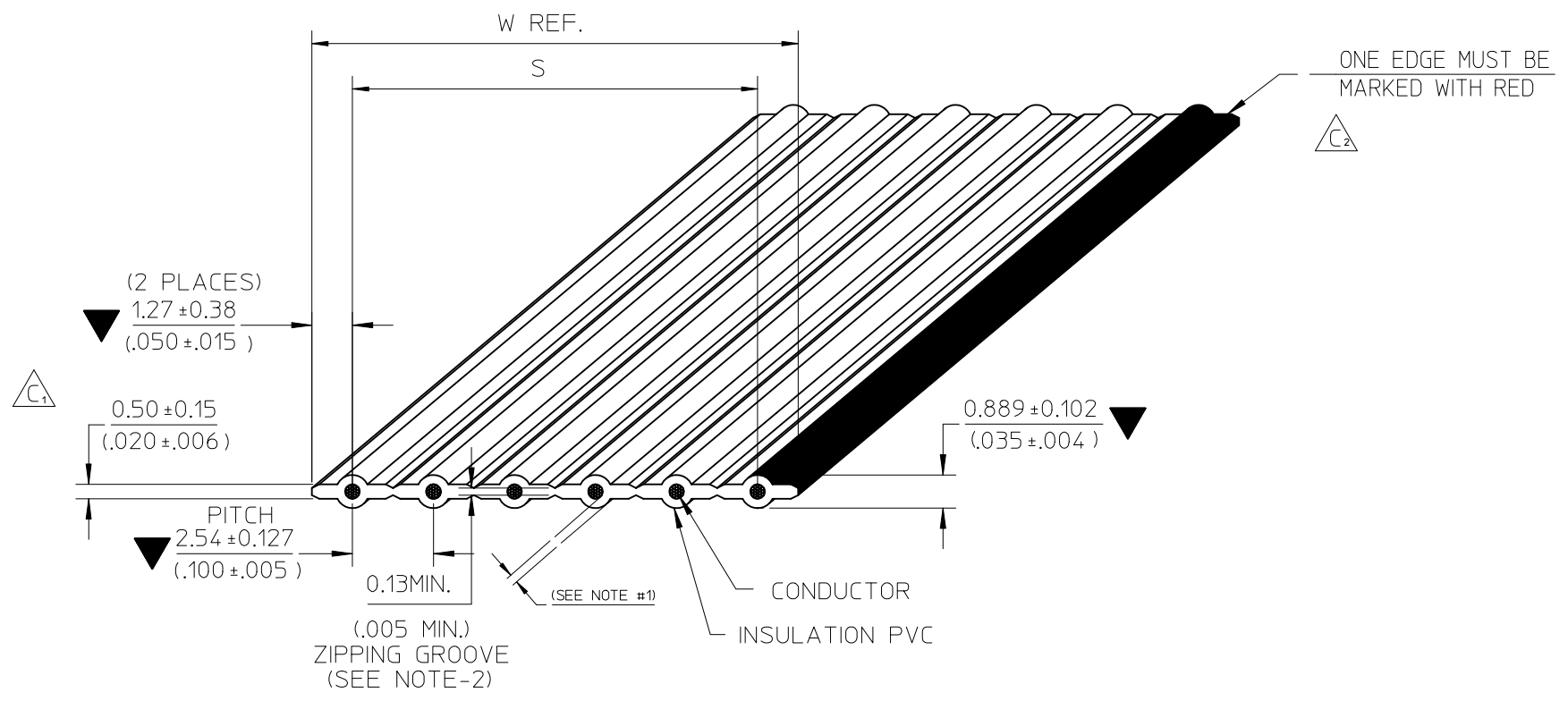


7 6 5 4 3 2 1



NOTE : 1. THE CABLE SHALL HAVE A MINIMUM OF 0.178mm. (.007") THICKNESS INSULATION AT ANY POINT  
 2. RIP TEST:  
 - THE 0.13mm. (.005") ZIPPING GROOVE SHALL BE CAPABLE OF BEING RIPPED BY HAND WITHIN THE RECESS,WITHOUT EXPOSING THE ADJACENT CONDUCTORS  
 3. RoHS AND LEAD FREE COMPLIANT  
 4. SPECIAL REQUIREMENT: N/A

PRODUCT APPLICATION	
<input checked="" type="checkbox"/>	GENERAL USE
<input type="checkbox"/>	AUTOMOTIVE
<input type="checkbox"/>	MEDICAL DEVICE

SEE CHANGE DETAIL  
 EC NO: THL2011-0054  
 DRWN:CPANSAKHOM 2010/11/12  
 CHKD:PMEECHAI 2011/01/25  
 APPR:SVIRATJAPOL 2011/03/31

QUALITY SYMBOLS
▽=3
△=0

GENERAL TOLERANCES (UNLESS SPECIFIED)		
	mm	INCH
4 PLACES	± ---	± ---
3 PLACES	± ---	± ---
2 PLACES	± ---	± ---
1 PLACE	± ---	± ---
ANGULAR ± ---°		
DRAFT WHERE APPLICABLE MUST REMAIN WITHIN DIMENSIONS		

DIMENSION STYLE	
MM/IN	
DRAWN BY	DATE
CPANSAKHOM	2006/07/18
CHECKED BY	DATE
PMEECHAI	2006/07/18
APPROVED BY	DATE
SVIRATJAPOL	2006/07/18
MATERIAL NO.	
SEE CHART	

SCALE	DESIGN UNITS	THIRD ANGLE PROJECTION	
NTS	INCH		
TITLE			
FCB ROUND CONDUCTOR 2.54MM(.100)CENTER PVC. 28AWG STRANDED TOPCOATED			
molex MOLEX INCORPORATED			
DOCUMENT NO.			SHEET NO.
SD-7767-001			1 OF 3
THIS DRAWING CONTAINS INFORMATION THAT IS PROPRIETARY TO MOLEX INCORPORATED AND SHOULD NOT BE USED WITHOUT WRITTEN PERMISSION			

REV.	EC NO.	DETAIL	DATE
C	E-10-0371	C <sub>2</sub> : REMOVE REELS MFG. IN NOG. C <sub>1</sub> : CHANGE THICKNESS.	2010/11/12
B	E-07-0748	B <sub>2</sub> : ADD NON-OPERATING TEMP. B <sub>1</sub> : ADD SOLDERING CONDITION	2007/09/27
A	N/A	NEW RELEASE	2006/07/18

6 5 4 3 2 1

7

6

5

4

3

2

1

SPECIFICATIONSPHYSICAL

CONDUCTOR SPACING ----- 2.54 (.100")  $\text{C}$  TO  $\text{C}$   
 WIRE GAUGE ----- 28 AWG(7/36) STRANDED TOPCOATED  
 INSULATION ----- P.V.C GRAY (LEAD FREE)

AGENCY

U.L. STYLE NO. ----- 2651  
 TEMPERATURE RATING ----- -20°C TO 105°C  
 VOLTAGE RATING ----- 300V.MAX.  
 FLAMMABILITY RATING ----- VW-1

ELECTRICAL




CONDUCTOR RESISTANCE (D.C.) ----- .68 m OHMS/FT. MAX.  
 CHARACTERISTIC IMPEDANCE ----- 150 OHMS NOM. (GS)  
 128 OHMS NOM. (GSG)  
 CAPACITANCE ----- 5.0 pF/FT. NOM. (GS)  
 9.1 pF/FT. NOM. (GSG)  
 PROPAGATION DELAY ----- 1.4 ns/FT. NOM.  
 INSULATION RESISTANCE ----- 10 M OHMS (10FT. SAMPLE)  
 DIELECTRIC WITHSTAND VOLTAGE ----- 2000 VRMS/MINUTE

GENERAL

NON-OPERATING TEMPERATURE ----- -20°C TO 105°C  
 FAULTS AND/OR SPLICES ----- 1/REEL MAX. 100 $^{+3}_{-0}$  FT. (30.48 $^{+0.914}_{-0}$  M.)/REEL  
 20FT. (6.096M.) MIN. LENGTH

SOLDERING CONDITION

SOLDER TEMPERATURE ----- 260°C. MAX.  
 SOLDERING TIME ----- 3 SECOND, MAX.  
 INSULATION SHRINK ----- 2MM. NOM

SEE CHANGE DETAIL EC NO: THL2011-0054 DRWN: CPANSAKHOM 2010/11/12 CHKD: PMEECHAI 2011/01/25 APPR: SVIRAT JAPOL 2011/03/31	DESCRIPTION REV	QUALITY SYMBOLS	GENERAL TOLERANCES (UNLESS SPECIFIED)		DIMENSION STYLE MM/IN		SCALE NTS	DESIGN UNITS INCH	 THIRD ANGLE PROJECTION			
		 =  =	4 PLACES	mm	INCH	DRAWN BY	DATE	TITLE <b>FCB ROUND CONDUCTOR          2.54MM(.100)CENTER PVC.          28AWG STRANDED TOPCOATED</b>				
			3 PLACES			CPANSAKHOM	2006/07/18					
			2 PLACES			CHECKED BY	DATE	<b>MOLEX INCORPORATED</b> DOCUMENT NO. SD-7767-001 SHEET NO. 2 OF 3				
			1 PLACE			PMEECHAI	2006/07/18					
		ANGULAR $\pm$ ----		APPROVED BY	DATE							
		DRAFT WHERE APPLICABLE MUST REMAIN WITHIN DIMENSIONS		SVIRAT JAPOL	2006/07/18							
				MATERIAL NO.								
				SIZE		THIS DRAWING CONTAINS INFORMATION THAT IS PROPRIETARY TO MOLEX INCORPORATED AND SHOULD NOT BE USED WITHOUT WRITTEN PERMISSION						

6

5

4

3

2

1

7

6

5

4

3

2

1

CHART A DIMENSIONS MM. (INCHES)					SHIPPED ON 100 FT. REELS	
ENG. NO.	NO.OF COND.	DIMENSION S		DIM. W (REF)	ENGINEERING NO.	ORDER NO.
7767-02	2	2.54±0.127	(.100±.005)	5.08 (.200)	7767-02-100B	82-28-6021
7767-03	3	5.08±0.20	(.200±.008)	7.62 (.300)	▲ -03- ▲	▲ 03▲
7767-04	4	7.62±0.30	(.300±.012)	10.16 (.400)	▲ -04- ▲	▲ 04▲
7767-05	5	10.16±0.33	(.400±.013)	12.70 (.500)	▲ -05- ▲	▲ 05▲
7767-06	6	12.70±0.33	(.500±.013)	15.24 (.600)	▲ -06- ▲	▲ 06▲
7767-07	7	15.24±0.33	(.600±.013)	17.78 (.700)	▲ -07- ▲	▲ 07▲
7767-08	8	17.78±0.33	(.700±.013)	20.32 (.800)	▲ -08- ▲	▲ 08▲
7767-09	9	20.32±0.33	(.800±.013)	22.86 (.900)	▲ -09- ▲	▲ 09▲
7767-10	10	22.86±0.33	(.900±.013)	25.40 (1.000)	▲ -10- ▲	▲ 10▲
7767-11	11	25.40±0.33	(1.000±.013)	27.94 (1.100)	▲ -11- ▲	▲ 11▲
7767-12	12	27.94±0.33	(1.100±.013)	30.48 (1.200)	▲ -12- ▲	▲ 12▲
7767-13	13	30.48±0.33	(1.200±.013)	33.02 (1.300)	▲ -13- ▲	▲ 13▲
7767-14	14	33.02±0.33	(1.300±.013)	35.56 (1.400)	▲ -14- ▲	▲ 14▲
7767-15	15	35.56±0.33	(1.400±.013)	38.10 (1.500)	▲ -15- ▲	▲ 15▲
7767-16	16	38.10±0.33	(1.500±.013)	40.64 (1.600)	▲ -16- ▲	▲ 16▲
7767-17	17	40.64±0.33	(1.600±.013)	43.18 (1.700)	▲ -17- ▲	▲ 17▲
7767-18	18	43.18±0.33	(1.700±.013)	45.72 (1.800)	▲ -18- ▲	▲ 18▲
7767-19	19	45.72±0.33	(1.800±.013)	48.26 (1.900)	▲ -19- ▲	▲ 19▲
7767-20	20	48.26±0.33	(1.900±.013)	50.80 (2.000)	▼ -20- ▼	▼ 20▼

## ENGINEERING NO.

7767-XX-XXXX

A B C D

A : CABLE 2.54mm. (.100") CENTERS 28 AWG STRANDED TOPCOATED

B : CONDUCTOR SIZE ( AVAILABILITY 2 THROUGH 20 )

C : CABLE LENGTH 100FT. (30.48M.)

D : A = INCHES

B = FEET

SEE CHANGE DETAIL EC NO: THL2011-0054 DRWN:CPANSAKHOM 2010/11/12 CHKD:PMEECHAI 2011/01/25 APPR:SVIRATJAPOL 2011/03/31	QUALITY SYMBOLS ▼ = ▽ =	DESCRIPTION REV	GENERAL TOLERANCES (UNLESS SPECIFIED)		DIMENSION STYLE MM/IN	SCALE NTS	DESIGN UNITS INCH	THIRD ANGLE PROJECTION
				mm	INCH	DRAWN BY CPANSAKHOM	DATE 2006/07/18	TITLE FCB ROUND CONDUCTOR 2.54MM(.100)CENTER PVC. 28AWG STRANDED TOPCOATED MOLEX INCORPORATED
			4 PLACES	± ---	± ---	CHECKED BY PMEECHAI	DATE 2006/07/18	
			3 PLACES	± ---	± ---	APPROVED BY SVIRATJAPOL	DATE 2006/07/18	
			2 PLACES	± ---	± ---	MATERIAL NO.	DOCUMENT NO.	
1 PLACE	± ---	± ---	SEE CHART	SD-7767-001				
			ANGULAR ± ---°					
			DRAFT WHERE APPLICABLE MUST REMAIN WITHIN DIMENSIONS					SHEET NO. 3 OF 3
					SIZE A 4	THIS DRAWING CONTAINS INFORMATION THAT IS PROPRIETARY TO MOLEX INCORPORATED AND SHOULD NOT BE USED WITHOUT WRITTEN PERMISSION		

6

5

4

3

2

1