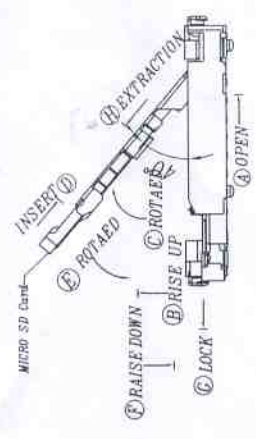


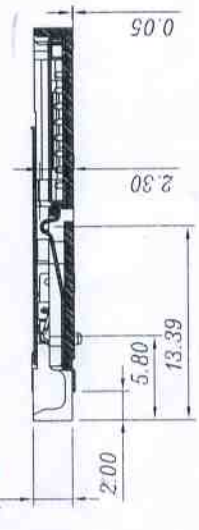
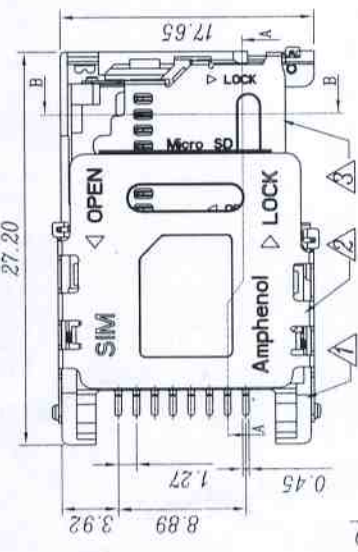
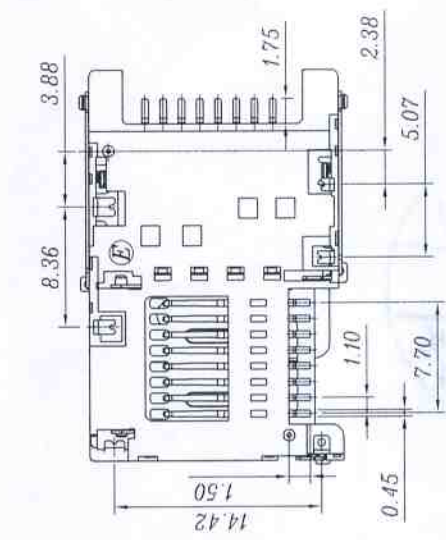
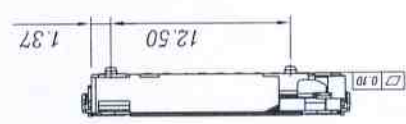
SIM OPERATION STEP
 HOW TO INSERT AND EXTRACT

INSERT PROCESS: A → B → C → D → E → F → G
 EXTRACT PROCESS: A → B → C → D → E → F → G

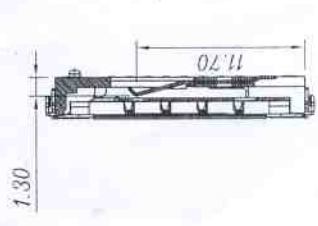


MICRO SD OPERATION STEP
 HOW TO INSERT AND EXTRACT

INSERT PROCESS: A → B → C → D → E → F → G
 EXTRACT PROCESS: A → B → C → D → E → F → G

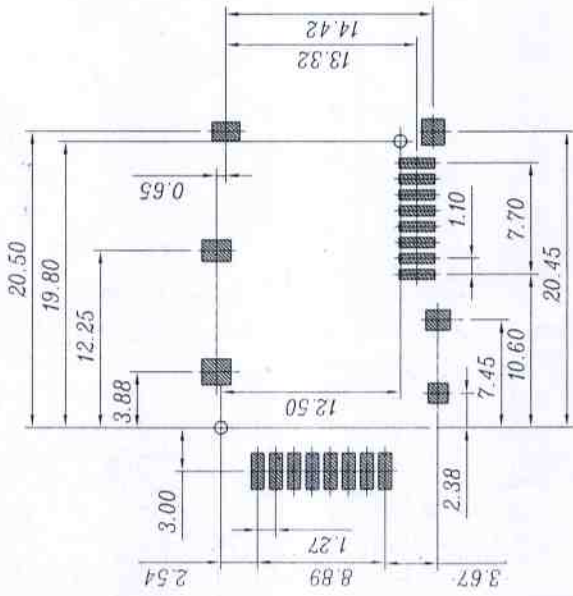


SECTION A-A
 SCALE 1:1

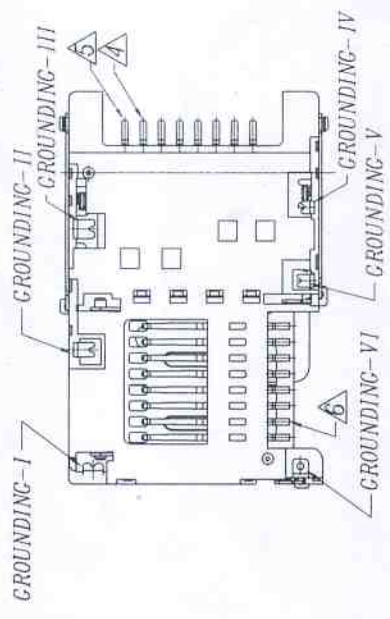
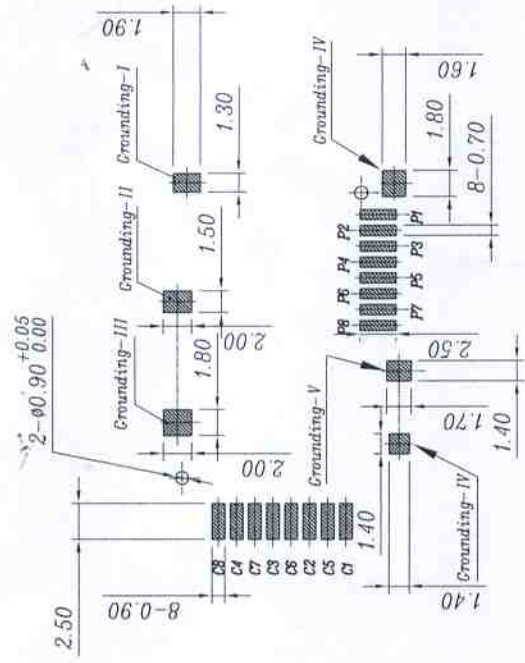


SECTION B-B
 SCALE 1:1

GENERAL TOLERANCE		FILE. NO.	PART. NO.		DRAWN		MATERIAL		SCALE	
X ± 0.50	x. ± 5'	10100492	10100492**		lily li		2009/06/04		2:1	
.X ± 0.38	.x ± 2'		SIM+MICRO SD CONN.		CHECKED		DATE		UNIT	
.XX ± 0.25	.xx ± 1'		1/2		APPROVED		2009/06/04		mm	
			SHEET		JANE HENRY		DATE		UNIT	
			SHEET		1/2		DATE		UNIT	
Amphenol Shouhmin Industry										



RECOMMENDER P.C.B LAYOUT
 (ALL TOLERANCES:0.03mm)



NOTE:

1. MATERIAL
 A. INSULATOR: HIGH TEMPERATURE THERMOPLASTIC, UL94 V-0.
 B. SHELL: STAINLESS STEEL
 C. CONTACT: COPPER ALLOY.
2. PLATED:
 CONTACT AREA: GOLD 1~50u" SELECTIVE
 SOLDER TAIL: TIN PLATED OR GOLD FLASH
 UNDERPLATING: 50u" NICKEL
 3. PAD: GOLD PLATING OVER NICKEL.

PART NO.
 10100492**

- 04: Contact area 3u", other area gold flash
- 05: Contact area 5u", other area gold flash
- 06: Contact area 10u", other area gold flash
- 07: Contact area 15u", other area gold flash
- 08: Contact area 30u", other area gold flash
- 17: Contact area 1u", Solder tail plating gold flash
- 18: Contact area 3u", Solder tail plating gold flash
- 19: Contact area 5u", Solder tail plating gold flash
- 20: Contact area 15u", Solder tail plating gold flash
- 21: Contact area 30u", Solder tail plating gold flash
- 22: Contact area 50u", Solder tail plating gold flash

SIM pin assignment		Micro SD pin assignment	
PIN#	Name	PIN#	Name
C1	VCC	P1	DAT2
C2	RST -	P2	CD/DAT3*
C3	CLK	P3	CMD
C4	Reserved	P4	V _{DD}
C5	GND	P5	CLK
C6	VPP	P6	VSS
C7	I/O	P7	DAT0
C8	Reserved	P8	DAT1

MATERIALS & PLATINGS TABLE

ITEM	DESCRIPTION	QTY	MATERIAL
△	TERMINAL/GROUNDING	8	PHOSPHOR BRONZE(t=0.20)
△	SIM TERMINAL-II	4	PHOSPHOR BRONZE(t=0.20)
△	SIM TERMINAL-I	4	PHOSPHOR BRONZE(t=0.20)
△	MICRO SD SHELL	1	STAINLESS STEEL(t=0.20)
△	SIM SHELL	1	STAINLESS STEEL(t=0.20)
△	INSULATOR	1	LCP UL 94V-0

GENERAL	TOLERANCE	FILE NO.	PART NO.	DRAWN	DATE	SCALE
X±0.50	x.± 5*	10100492	10100492**	lily li	2009/06/04	2:1
.X±0.38	.x.± 2*		SIM+MICRO SD CONN.	CHECKED		UNIT
.XX±0.25	.xx± 1*		SHEET	APPROVED		mm

Jane Henry