

## Contact insert - HC-B 16-ESTZZ - 1605310

Please be informed that the data shown in this PDF Document is generated from our Online Catalog. Please find the complete data in the user's documentation. Our General Terms of Use for Downloads are valid (<http://download.phoenixcontact.com>)

HEAVYCON male insert, B16 series, 16-pos., 2 spring-cage connections per contact



### Key commercial data

Packing unit	1 PCE
GTIN	 4 017918 924096
Weight per Piece (excluding packing)	124.3 GRM
Custom tariff number	85369010
Country of origin	Romania

### Technical data

#### General

Note	For housing HC-B16
Connection method	Spring-cage connection
Pollution degree	3
Surge voltage category	III
Number of positions	16+PE
Insertion/withdrawal cycles	≥ 500
Design	B16
Conductor cross section	0.14 mm <sup>2</sup> ... 2.5 mm <sup>2</sup>
Connection cross section AWG	26 ... 14
Stripping length of the individual wire	10 mm ± 1 mm
Assembly instructions	For housing h ≥ 72 mm. Connectors may be operated only when there is no load/voltage.
Connection	For housings of type B16/B32. Connectors may only be actuated when there is no load/voltage.

# Contact insert - HC-B 16-ESTZZ - 1605310

## Technical data

### Ambient conditions

Ambient temperature (operation)	-40 °C ... 125 °C (including heating up of contacts)
---------------------------------	--

### Material data

Inflammability class according to UL 94	V0
Contact material	Copper alloy
Contact surface material	Ag
Contact carrier material	PC

### Electrical characteristics

Rated voltage (III/3)	500 V
Rated surge voltage	6 kV
Rated current	16 A

## Classifications

### eCl@ss

eCl@ss 4.0	27140816
eCl@ss 4.1	27140816
eCl@ss 5.0	27143424
eCl@ss 5.1	27143424
eCl@ss 6.0	27143424
eCl@ss 7.0	27440209
eCl@ss 8.0	27440209

### ETIM

ETIM 2.0	EC000438
ETIM 3.0	EC000438
ETIM 4.0	EC000438
ETIM 5.0	EC000438

### UNSPSC

UNSPSC 6.01	30211923
UNSPSC 7.0901	39121522
UNSPSC 11	39121522
UNSPSC 12.01	39121522
UNSPSC 13.2	39121522

## Approvals

### Approvals

## Contact insert - HC-B 16-ESTZZ - 1605310

### Approvals

---

Approvals

UL Recognized / GOST

---

Ex Approvals

---

Approvals submitted

---

### Approval details



### Accessories

Accessories

Coding element

Coding element - HC-CBU - 1676860



Coding socket for coding up to 16 connectors

Coding bolt - HC-CB - 1772722



Coding pin, prevents mismatching of up to six connectors with an identical number of positions

## Contact insert - HC-B 16-ESTZZ - 1605310

### Accessories

Coding element - HC-CST - 1676857



Coding peg for coding up to 16 connectors

---

### Mounting material

Mounting material - HC-B-PES - 1604997



PE screw, for contact inserts HC-B / HC-BB / HC-DD / HC-D40 / HC-D64

---

Strain relief clamp - HC-B-ZG - 1685327



Strain relief clamps contact inserts of series: B-, BB-, D 40, D 64, DD and HV, straight cable exit

---

Strain relief clamp - HC-B-ZS - 1685330




Strain relief clamps contact inserts of series: B-, BB-, D 40, D 64, DD and HV, lateral cable exit

---

### Drawings

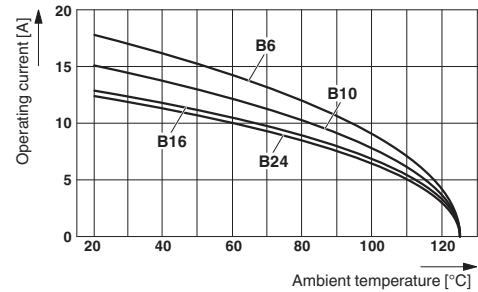
# Contact insert - HC-B 16-ESTZZ - 1605310

Schematic diagram



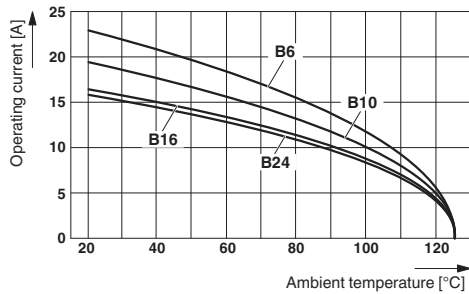
Connector pin assignment, connection side

Diagram



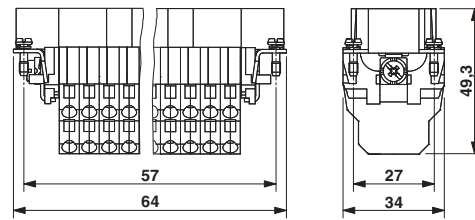
The illustration shows the derating diagram of various series B contact inserts (B6 to B24), conductor cross section 1.5 mm<sup>2</sup>

Diagram



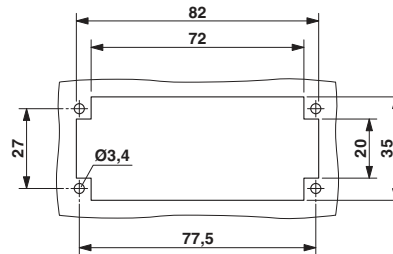
The illustration shows the derating diagram of various series B contact inserts (B6 to B24), conductor cross section 2.5 mm<sup>2</sup>

Dimensioned drawing



Male contact insert

Dimensioned drawing



Panel cutout